





Résultats de la compétition
Finale régionale à finalité nationale
Lille
31 mars 1er avril

1. FEMININ NIVEAU3 11 + . SA_DA (individuels)

1.1. Résultats par équipes




	Equipe	Club					Total
1	Carvin	62--Carvin	34.5	38.1	38.7	38.4	149.7
2	Lambersart	59--SMG Lambersart	34.8	37.7	37.3	37.1	146.9
3	Fresnoy	2--La fresnoysienne	32.9	36.7	36.4	38.5	144.5
4	Arras	62--Arras	33.0	36.9	35.6	37.4	142.9
5	Faches	59--Faches thumesnil	32.3	35.0	34.6	37.8	139.7
6	Haisnes	62--Haisnes	34.9	33.8	33.5	36.6	138.8

1.2. Résultats individuels





	Gymnaste	Equipe	Annee					Total
1	HAGEMAN MARIE	Carvin	2003	12.6	13.2	13.0	12.9	51.7
2	BATATA ADELINE	Carvin	1996	11.1	13.1	13.3	13.0	50.5
	BEHAGUE MARGOT	Faches	1999	10.7	13.4	12.9	13.5	50.5
4	MELLIN MANON	Haisnes	1997	12.8	12.7	11.6	12.9	50.0
5	MAERTENS ORLANE	Fresnoy	2003	11.2	12.6	12.7	13.0	49.5
6	HILLAIRET CLEMENCE	Lambersart	2004	10.8	13.1	12.1	13.0	49.0
7	BARROUILLET JESSICA	Arras	1991	11.4	12.4	12.4	12.1	48.3
8	MARTEL LENA	Lambersart	2001	11.2	12.1	12.9	11.9	48.1
	VOLT ZOË	Lambersart	1997	12.8	11.3	12.0	12.0	48.1
10	CERCUS LISON	Lambersart	2000	10.8	12.5	12.3	12.1	47.7
11	SCHMITZ HELOISE	Fresnoy	2002	10.8	11.7	12.3	12.8	47.6
12	DOMIS EYNNOLA	Arras	1998	11.0	11.9	10.6	13.0	46.5
13	DELANGUE EMMA	Faches	2001	10.7	11.4	11.0	13.3	46.4
14	LEQUIEN MARINE	Carvin	2000	10.8	11.8	11.0	12.5	46.1
15	MAERTEN FLORIANE	Arras	1999	10.6	11.8	11.9	11.3	45.6
16	CHAINTRON THAIS	Haisnes	2001	11.8	11.0	10.4	12.2	45.4
17	NOVEMBRINO GIULIA	Fresnoy	2006	10.8	12.0	11.4	10.8	45.0
18	MAILLIOUX MARION	Arras	1993	10.5	12.6	11.3	10.0	44.4
19	TERNEL LOUISE	Haisnes	2006	10.3	9.9	11.5	11.5	43.2
20	HALLE FELICIE	Fresnoy	2001	10.9	12.1	7.1	12.7	42.8
21	SABRE MAELLE	Lambersart	2001	10.3	11.5	10.8	10.1	42.7
22	PRAUD NINA *	Lambersart 1 (indiv) (indiv)	2002	9.9	10.2	9.9	11.2	41.2
23	REBIER AURORE	Faches	2000	10.9	10.2	9.0	11.0	41.1
24	SIMON STESSY	Arras	2001	10.3	10.1	7.6	12.3	40.3
25	ALVES MÉLINA	Haisnes	2004	10.0	10.1	8.2	10.7	39.0
26	OBERT OPHELIE	Carvin	1999	10.6	0.0	12.4	11.4	34.4
27	MERDJI ANISSA	Faches	2000	10.3	0.0	10.7	9.0	30.0
28	DESCAMPS CLEA	Carvin	2002	0.0	0.0	0.0	0.0	0.0
	MOLET CAMILLE	Fresnoy	1996	0.0	0.0	0.0	0.0	0.0
	HER MARGAUX	Haisnes	2001	0.0	0.0	0.0	0.0	0.0

2. FEMININ NIVEAU4 11-15 ans . SA_DA (individuels)

2.1. Résultats par équipes





	Equipe	Club					Total
1	Cambrai	59--Cambrai	35.0	38.1	36.7	37.5	147.3
2	LUC gym	59--Luc gym	33.6	36.9	36.2	37.7	144.4
3	Faches	59--Faches thumesnil	32.3	35.1	34.5	35.1	137.0
4	Albert	80--Espérance Albert	31.5	35.1	33.6	36.5	136.7
5	Haisnes	62--Haisnes	32.1	32.6	31.5	36.0	132.2

2.2. Résultats individuels





	Gymnaste	Equipe	Annee					Total
1	AIT MOUHOU SIHAM	Cambrai	2005	12.7	12.6	12.6	12.9	50.8
2	DVALISHVILI ELINE	LUC gym	2006	11.2	12.6	12.4	12.7	48.9
3	LACROIX ALINNE	Cambrai	2005	10.9	12.4	11.8	12.6	47.7
	LALISSE SOLINE	Cambrai	2004	11.1	12.6	12.3	11.7	47.7
5	FOURLEGNIE MARIE	LUC gym	2004	10.9	11.8	12.4	12.5	47.6
6	WAGNIER THAIS	LUC gym	2005	11.3	12.5	11.4	12.1	47.3
7	COURBON OLYMPE	Haisnes	2004	10.9	11.8	11.2	12.6	46.5
8	ROQUET MARIE	Cambrai	2004	11.2	12.9	10.1	11.9	46.1
9	RAMDANE LINA NOUR	Faches	2002	10.9	11.8	11.9	11.3	45.9
	JOOS HORTENSE	Albert	2005	10.3	12.2	11.2	12.2	45.9
11	BOULFOUL IMANE	Faches	2003	11.0	11.8	10.8	12.1	45.7
12	MATTIOLI PERRINE	Albert	2006	10.2	11.5	11.7	12.0	45.4
13	DEPRY SALOME	LUC gym	2005	11.1	10.7	11.0	12.5	45.3
14	SCREVE CAROLINE	Cambrai	2006	10.8	11.5	10.8	12.0	45.1
15	DEVASSINE PAULINE	Albert	2005	10.5	11.4	10.7	12.2	44.8
16	DERNONCOURT MÉLINE	Faches	2004	10.4	11.5	11.1	11.3	44.3
17	BENABDALLAH NIHAD	Faches	2004	9.9	10.1	11.5	11.7	43.2
18	CORNE MELINE	Haisnes	2004	10.7	11.0	10.0	11.3	43.0
19	BEAUGRAND MARGAUX	Haisnes	2006	10.5	6.3	10.3	12.1	39.2
20	DELEPLANQUE MARGOT	Haisnes	2004	10.5	9.8	8.4	9.7	38.4
21	DELATRE LEANE	Albert	2005	10.7	3.8	10.6	12.1	37.2
	FLAMENT AMBRE	Albert	2004	9.5	10.9	7.6	9.2	37.2
23	DECROIX CLEO	LUC gym	2004	0.0	0.0	0.0	0.0	0.0
	LE BOZEC INES	Faches	2003	0.0	0.0	0.0	0.0	0.0
	HER JEANNE	Haisnes	2006	0.0	0.0	0.0	0.0	0.0

3. FEMININ NIVEAU4 11-18 ans . SA_DA (individuels)

3.1. Résultats par équipes

	Equipe	Club					Total
1	LUC gym	59--Luc gym	33.5	38.7	37.6	37.2	147.0
2	Peronne	80--Peronne	32.6	38.0	36.4	37.7	144.7
3	Beuvry	62--Beuvry la concorde	32.9	36.9	36.5	37.3	143.6
4	Douai	59--Douai	31.4	37.7	36.6	36.2	141.9
5	Albert	80--Espérance Albert	31.9	35.7	35.4	37.7	140.7
6	Amiens 1	80--Femina Sport Amiens	33.7	35.2	34.2	37.5	140.6
7	Carvin	62--Carvin	32.3	33.1	35.3	36.2	136.9
8	Calais	62--Etoile de Calais	32.1	28.4	35.2	35.5	131.2

3.2. Résultats individuels

	Gymnaste	Equipe	Annee					Total
1	CABON LOUNA	Peronne	2004	11.2	12.8	13.1	12.7	49.8
2	LEPERCK LUCIE	LUC gym	2003	10.6	13.1	12.9	12.3	48.9
3	METEL VICTORINE	Douai	2004	10.7	12.9	12.4	12.8	48.8
4	WARGNIER ESTELLE	LUC gym	2002	11.1	12.6	12.4	12.5	48.6
5	THOTHE CLARA	Beuvry	2001	10.8	12.8	12.1	12.7	48.4
6	DECROIX CLEO	LUC gym	2004	11.3	13.0	12.3	11.7	48.3
7	LEFEBVRE ELODIE *	Crépy 1 (indiv) (indiv)	2001	10.8	12.1	12.8	12.4	48.1
8	BAYART LUCY	Calais	2001	10.8	11.8	12.8	12.5	47.9
9	BOUCHET ALEXIA	Amiens 1	2002	11.4	12.7	11.0	12.5	47.6
10	SOUIN FLAVIE	Beuvry	2000	10.0	12.5	12.7	12.1	47.3
	LANGUE ALICE	Peronne	2006	9.8	12.4	12.5	12.6	47.3
12	MORCRETTE MARGOT	Amiens 1	2002	11.2	11.9	11.6	12.4	47.1
	PICAVET CLEMENCE	Albert	2001	10.7	12.6	11.4	12.4	47.1
14	DELAPORTE ALEXANDRA	Beuvry	2000	11.1	11.6	11.7	12.5	46.9
15	EPAIN TIFFANY	LUC gym	1999	11.1	12.2	11.0	12.4	46.7
16	SCHIETTEQUATTE INES	Albert	2001	11.0	12.1	10.3	12.9	46.3
17	AMOS MAELIE	Carvin	2005	10.9	11.7	11.4	12.1	46.1
18	COUILLEZ LOU-ANNE	Douai	2004	10.2	12.8	11.9	10.8	45.7
19	DEVENDEVILLE EMMA	Amiens 1	2003	11.1	10.6	11.3	12.6	45.6
20	BIDART LUCIE	Albert	2002	10.1	10.5	12.5	12.4	45.5
21	LAGNEAU CANDICE	Beuvry	2004	11.0	11.4	11.7	11.1	45.2
22	LOUIS INES	Peronne	2003	11.0	12.8	9.2	12.0	45.0
23	TARRATTE CAMILLE	Peronne	2001	9.8	11.9	10.8	12.4	44.9
24	WASSELIN MARRY	Calais	2001	11.3	9.2	11.5	12.8	44.8
	GUILLOY LOLA	Peronne	2005	10.4	12.0	10.5	11.9	44.8
26	DA COSTA LEA	Amiens 1	2002	11.0	10.6	11.3	11.6	44.5
27	PICAVET FAUSTINE	Albert	2003	10.2	11.0	11.5	11.6	44.3
28	POSPIESZYNSKI LOLA	Carvin	2005	10.4	10.2	12.0	11.1	43.7
29	HOUSSIN EUGENIE	LUC gym	2003	10.0	12.3	8.5	12.3	43.1
30	DE CAESTECKER CELIA	Carvin	2002	10.6	11.2	9.3	11.9	43.0
31	METEL LOUISE	Douai	1999	9.0	11.2	12.0	10.5	42.7
32	LENOIR ELORA	Carvin	2005	10.8	8.1	11.9	11.1	41.9
33	FOYER MARIE	Carvin	2000	9.9	9.6	8.1	12.2	39.8
34	GAY VALENTINE	Calais	2001	10.0	7.4	10.9	10.2	38.5





35	BENSMIDA SIRINE	Douai	1999	10.5	0.0	11.1	12.6	34.2
36	DANEZ LEA	Albert	2005	9.9	6.6	0.0	10.6	27.1
37	COUILLEZ VALENTINE	Douai	2001	0.0	12.0	12.2	0.0	24.2
38	LANGUIGNON ELIA	Amiens 1	2000	0.0	0.0	0.0	0.0	0.0

4. FEMININ NIVEAU7 11 + . SA_DA (individuels)

4.1. Résultats par équipes

	Equipe	Club					Total
1	Carvin	62--Carvin	40.6	41.8	39.5	41.4	163.3
2	Fives	59--St maurice fives	39.4	40.2	40.9	41.6	162.1
3	Orchies	59--La concorde orchies	36.8	41.8	39.2	40.5	158.3
4	Guines	62--La patriote de guines	38.0	39.5	39.6	40.9	158.0
5	Amiens	80--Femina Sport Amiens	38.7	39.8	39.4	38.2	156.1
6	Calais	62--Etoile de Calais	35.9	37.8	37.7	40.4	151.8
7	Wormhout	59--Wormhout	39.0	36.7	37.3	38.4	151.4
8	Sains en Gohelle	62--Eveil sportif et physique sains en gohelle	37.5	37.7	37.3	36.9	149.4
9	Outreau	62--Outreau	36.5	36.2	39.0	37.2	148.9







4.2. Résultats individuels

	Gymnaste	Equipe	Annee					Total
1	WISNIEWSKI ALEXIA	Carvin	2005	10.7	10.9	10.3	10.2	42.1
2	HAMMOU SELMA	Fives	2005	10.6	10.4	10.3	10.6	41.9
3	LEGER JULIA	Orchies	2004	9.0	10.9	10.1	10.5	40.5
4	TRISTRAM AGATHE	Guines	2002	9.8	9.9	10.5	10.1	40.3
5	RUHANT ANAIS	Fives	1993	9.3	10.2	10.4	10.3	40.2
6	RUHANT ELYSE	Fives	2005	9.9	10.2	9.8	10.1	40.0
7	CARTON AMELIE	Wormhout	2003	9.8	9.1	10.1	10.8	39.8
	THOREL LUCIE	Amiens	2002	10.0	9.5	10.4	9.9	39.8
9	DE CAESTECKER LUCIE	Carvin	2006	9.9	10.0	9.5	10.3	39.7
	LEPERS ANAIS	Carvin	2005	10.3	9.8	9.6	10.0	39.7
	NORMAND MARION	Amiens	2002	9.9	9.9	10.2	9.7	39.7
12	LEWANDOWSKI LISON	Sains en Gohelle	1998	10.1	10.3	9.6	9.4	39.4
13	RUHANT YOLAINE	Fives	2002	9.6	9.3	9.9	10.5	39.3
14	INCANA GAELLE	Carvin	2004	9.3	10.1	9.4	10.2	39.0
	LECLERCQ LISA	Calais	1998	9.5	9.2	9.8	10.5	39.0
16	WARTELLE HELOISE	Orchies	2006	8.7	10.6	9.5	10.1	38.9
	WEISLO ALBANE	Amiens	2003	9.2	9.8	9.7	10.2	38.9
18	LANNOY LEONIE	Guines	2003	8.7	10.3	9.8	10.0	38.8
19	LARCHER ANAIS	Outreau	2003	9.5	9.5	10.1	9.6	38.7
20	FANION LEA	Carvin	2003	9.7	9.9	8.7	10.3	38.6
21	CREGNIOT MARINE	Guines	2002	9.2	9.9	10.0	9.4	38.5
	TRICHOT LEA	Orchies	2003	8.5	10.3	9.8	9.9	38.5
23	FRANCOIS CLÉA	Fives	2001	8.5	9.4	10.3	10.2	38.4
	LUTIN JULIETTE	Guines	2002	9.3	9.4	9.3	10.4	38.4
	BENOIT CORALIE	Orchies	2006	9.8	10.0	9.7	8.9	38.4
26	DELDREVE OCEANE	Calais	1996	9.3	9.4	9.0	10.3	38.0
27	WEISLO LOUISE	Amiens	2002	9.6	10.6	9.1	8.4	37.7
28	COMBLEZ MORGANE	Orchies	2006	8.5	9.5	9.6	10.0	37.6
	LECLEIRE ANAIS	Wormhout	2006	9.5	9.8	9.0	9.3	37.6
30	SIOMBOING JULIE	Orchies	2004	9.3	9.9	8.7	9.6	37.5
31	DRUART AURE	Sains en Gohelle	2001	9.4	9.4	9.6	8.9	37.3







32	CLEMENT ROMANE	Outreau	2005	9.4	9.5	9.3	9.0	37.2
33	FRERE ZOE	Calais	2002	8.8	9.1	9.0	10.2	37.1
34	MASSON LISE	Guines	2002	9.2	8.4	8.7	10.4	36.7
35	RASTOLL CHLOE	Sains en Gohelle	2000	9.1	8.4	9.0	9.6	36.1
36	EVARD STECY	Outreau	2001	8.9	8.2	9.1	9.8	36.0
37	RIGOULET CLAIRE	Calais	1998	6.4	10.0	9.9	9.4	35.7
	FLORENT EMMA	Outreau	2002	8.1	9.0	9.8	8.8	35.7
39	GUILBERT ANNA	Wormhout	2002	10.3	8.2	7.4	9.5	35.4
40	GROUX DANA	Sains en Gohelle	2004	8.6	8.6	9.1	9.0	35.3
41	PETIT KIM	Guines	1998	9.7	7.6	8.6	9.1	35.0
42	OUVRY MANON	Wormhout	2003	8.6	9.6	9.0	7.7	34.9
43	LEFEBVRE CHLOE	Outreau	2004	8.7	7.8	9.8	8.5	34.8
44	GARDE ALIZEE	Sains en Gohelle	2001	8.9	7.9	9.0	8.1	33.9
45	STRZELCZYK MAEVA	Wormhout	2003	9.1	7.6	8.2	8.8	33.7
46	MAZOUZI LILIA	Fives	2005	8.4	6.7	8.9	9.6	33.6
47	VERSELE KLOE	Sains en Gohelle	2005	7.6	9.4	8.1	8.2	33.3
48	BEUN CAMILLE	Wormhout	2006	9.4	7.2	9.2	7.0	32.8
49	HENIN AXELLE	Calais	2000	8.3	9.2	6.7	8.5	32.7
50	KOTAS AMANDINE	Carvin	2003	0.0	10.8	10.1	10.6	31.5
51	SUISSE ANGELE	Calais	1998	0.0	0.0	0.0	0.0	0.0
	CUVILLIER JEANNE	Amiens	2003	0.0	0.0	0.0	0.0	0.0
	DE SOLAN ROXANE	Amiens	2004	0.0	0.0	0.0	0.0	0.0
	LEVEL GWENDOLINE	Outreau	2001	0.0	0.0	0.0	0.0	0.0

5. MASCULIN NIVEAU5 11 + . SA_DA (individuels)

5.1. Résultats par équipes







	Equipe	Club							Total
1	Mouvoux	59--Association Sportive Mouvalloise	32.4	26.3	33.7	41.6	38.3	36.3	208.6
2	Sallaumines	62--Dynamic Gym Sallaumines	30.7	20.0	23.2	29.8	28.5	30.2	162.4

5.2. Résultats individuels







	Gymnaste	Equipe	Année							Total
1	PHILIPPE THOMAS	Sallaumines	1998	9.8	8.9	11.1	10.7	11.1	11.0	62.6
2	DA SILVA THOMAS	Mouvoux	1983	12.7	6.7	9.0	11.1	11.0	10.5	61.0
3	BRANQUART STEVEN	Sallaumines	2003	10.5	7.1	7.1	9.4	10.0	10.3	54.4
4	DEPRAETER ALEXANDRO	Mouvoux	2000	10.4	6.9	8.1	10.7	9.6	8.6	54.3
5	HOTTOIS CHRISTOPHER	Mouvoux	2000	9.3	6.5	8.0	9.9	8.5	8.2	50.4
6	BRANQUART DONOVAN	Sallaumines	2004	10.4	4.0	5.0	9.7	7.4	8.9	45.4
7	DESCHAMPS AYMERIC	Mouvoux	1973	0.0	6.2	8.6	9.9	9.2	9.0	42.9
8	MELLARD ALLAN	Mouvoux	1996	0.0	0.0	0.0	0.0	0.0	0.0	0.0
	QUEHEN XAVIER	Mouvoux	1977	0.0	0.0	0.0	0.0	0.0	0.0	0.0
	BALI JOACHIM	Sallaumines	2004	0.0	0.0	0.0	0.0	0.0	0.0	0.0
	EVARD YOHANN	Sallaumines	1999	0.0	0.0	0.0	0.0	0.0	0.0	0.0

6. MASCULIN NIVEAU6 11 + . SA_DA (individuels)

6.1. Résultats par équipes







	Equipe	Club							Total
1	Fives	59--St maurice fives	39.4	32.0	41.4	41.1	42.4	39.2	235.5
2	Wingles	62--Wingles	33.8	27.6	37.6	37.7	37.1	37.2	211.0

6.2. Résultats individuels

	Gymnaste	Equipe	Annee							Total
1	MICHAUD ALEX	Fives	2003	9.0	7.4	10.6	10.4	10.8	10.1	58.3
2	RUHANT MARC	Fives	1997	8.9	8.8	10.2	9.7	10.4	9.9	57.9
3	TAVERNIER FABIEN	Wingles	2002	10.5	7.1	10.0	10.5	10.1	9.2	57.4
4	LEROY MAXIME	Fives	2006	10.5	7.8	9.8	10.0	10.7	8.4	57.2
5	CAUX OWEN	Fives	2004	8.7	7.9	10.3	9.3	10.3	9.5	56.0
6	MICHAUD TOMAS	Fives	2005	10.2	4.6	10.3	10.4	10.5	9.7	55.7
7	BA GUALAJO	Fives	2006	9.7	7.5	9.4	10.3	9.6	9.1	55.6
8	LEGAY LUKA	Wingles	2006	8.8	6.4	9.2	10.1	9.1	9.8	53.4
9	MELCHERS LILIAN	Wingles	2005	8.5	7.3	8.6	8.4	9.0	8.5	50.3
10	DENIS ESTEBAN	Wingles	2004	6.0	6.8	9.8	8.7	8.9	9.7	49.9
11	SWIERCZ AURELIEN	Wingles	2005	1.1	4.3	4.9	7.8	8.9	8.5	35.5
12	DECROCK JAN	Wingles	2006	0.0	0.0	0.0	0.0	0.0	0.0	0.0

7. MASCULIN NIVEAU4 11 + . SA_DA (individuels)

7.1. Résultats par équipes





	Equipe	Club							Total
1	Douai	59--Douai	35.3	27.0	35.0	34.0	36.4	34.0	201.7
2	Lille	59--CGLille	31.2	28.3	33.5	32.5	36.8	34.4	196.7
3	LUC gym	59--Luc gym	35.6	28.2	28.6	32.0	33.8	33.2	191.4
4	Fives	59--St maurice fives	33.7	26.6	29.6	32.1	36.4	30.8	189.2
5	Beauvais	60--La Vaillante de Beauvais	31.2	26.2	30.5	31.8	33.6	31.1	184.4

7.2. Résultats individuels



	Gymnaste	Equipe	Annee							Total
1	LALLEMANT GAUTIER	Fives	2003	11.4	9.9	11.9	11.4	12.7	11.6	68.9
2	OUDET ALEXANDRE	Lille	1993	12.0	8.8	12.3	11.0	12.8	11.6	68.5
3	LECOMTE DORIAN	Douai	1997	12.0	9.8	11.1	11.7	12.4	11.2	68.2
4	FAUVERNIER GUILLAUME	Douai	1997	11.4	9.0	11.7	11.2	12.5	11.2	67.0
5	COASNE FRANÇOIS	Douai	1991	11.9	8.2	12.2	10.7	11.5	11.6	66.1
6	PEUGNIEZ MORGAN	Lille	1999	9.5	10.4	10.3	11.4	12.1	12.1	65.8
7	NIKIEL CYRILLE	Beauvais	1981	9.8	9.0	10.8	10.9	11.7	11.6	63.8
8	FROMENT SAMUEL	LUC gym	2002	9.9	9.1	11.7	10.5	12.2	10.3	63.7
9	PIZZALLA PIERRE	Beauvais	1984	11.2	8.2	9.6	10.7	11.4	10.2	61.3
10	COUTURIER QUENTIN	Fives	1999	11.3	7.9	10.0	9.7	12.2	9.6	60.7
11	GAILLARD JEAN-GAËL	Lille	1997	9.2	8.2	10.9	10.1	11.9	9.9	60.2
12	SMITH SYMEON	Lille	2001	9.7	9.1	8.2	9.8	11.2	10.7	58.7
13	WARET QUENTIN	Douai	1995	11.0	7.0	9.1	11.1	10.7	8.4	57.3
14	LELEU ALEXANDRE	Douai	2001	11.1	4.3	10.1	11.1	11.1	9.2	56.9
15	CASTELEYN JEREMY	Fives	1993	10.1	8.8	7.6	9.5	11.5	9.0	56.5
16	MANIEZ THEO	LUC gym	2004	10.6	9.5	9.4	10.1	6.2	9.9	55.7
17	SANTI JULIEN	LUC gym	1981	12.8	9.6	0.0	10.9	10.0	11.3	54.6
18	COUTURIER FLORIAN	Fives	2002	10.1	6.9	7.7	10.5	9.5	9.6	54.3
19	LEDOUX LAURENT	Beauvais	2002	9.0	7.2	10.1	10.2	10.5	6.1	53.1
20	WARGNIER LOUP	LUC gym	2004	4.5	8.7	7.5	10.6	8.7	9.1	49.1
21	BOUCHER KIM	Fives	2003	11.0	3.4	6.5	10.2	9.0	6.7	46.8
22	VERBEKE GABRIEL	LUC gym	2003	12.2	9.0	0.0	0.0	11.6	11.6	44.4
23	ALLAIS BAPTISTE	Beauvais	1999	0.0	9.0	9.0	10.2	9.2	0.0	37.4
24	RAHMANI MOHAMED SAID	Beauvais	1978	10.2	0.0	0.0	10.2	0.0	9.3	29.7
25	BUSA FELIX	Lille	1991	0.0	0.0	0.0	0.0	0.0	0.0	0.0

8. FEMININ NIVEAU3 11-18 ans . SA_DA (individuels)

8.1. Résultats par équipes





	Equipe	Club					Total
1	Douai	59--Douai	33.2	36.4	38.1	38.5	146.2
2	Carvin	62--Carvin	33.3	36.5	36.0	35.4	141.2
3	Bailleul	59--Avenir de bailleul	31.6	22.4	34.6	35.2	123.8

8.2. Résultats individuels




	Gymnaste	Equipe	Annee					Total
1	BARAKA AMINA	Douai	2000	10.9	13.1	13.1	13.4	50.5
2	EVRRARD FLAVIE	Douai	2002	11.2	12.6	12.5	13.0	49.3
3	BOULNOIS LUCIE	Carvin	2005	11.9	12.5	12.3	12.5	49.2
4	BECAERT LUCY	Bailleul	2001	11.3	11.7	12.0	11.4	46.4
5	DESPLANQUE LILOU	Carvin	2006	10.7	11.8	12.0	11.0	45.5
6	VINCENDEAU LAURA	Douai	2005	10.5	10.3	12.5	12.1	45.4
7	MAILLE LEA	Carvin	2005	10.4	12.2	11.7	10.8	45.1
8	DELOBEL FLORINE	Carvin	2004	9.9	11.5	10.4	11.9	43.7
9	PONTIEUX MYLANE	Douai	2003	11.1	10.7	10.1	11.2	43.1
10	DACQUIN MARGAUX	Bailleul	2002	9.8	10.7	10.6	11.3	42.4
11	STOUPY MARIE	Carvin	2002	10.7	6.6	11.5	9.5	38.3
12	CHRISTIAENS CÉLIA	Bailleul	2003	10.5	0.0	12.0	12.5	35.0
13	DETOLLENAERE LEA	Bailleul	2000	0.0	0.0	0.0	0.0	0.0
	SZLAPKA ELYSA	Bailleul	2001	0.0	0.0	0.0	0.0	0.0
	WIDHEM ALEXANDRA	Douai	1999	0.0	0.0	0.0	0.0	0.0

9. FEMININ NIVEAU2 11-18 ans . SA_DA (individuels)

9.1. Résultats par équipes





	Equipe	Club					Total
1	Haubourdin	59--Haubourdin gym	37.5	40.0	37.8	39.9	155.2
2	Faches	59--Faches thumesnil	36.5	37.3	36.1	37.3	147.2
3	LUC gym	59--Luc gym	32.9	34.1	35.1	38.3	140.4

9.2. Résultats individuels





	Gymnaste	Equipe	Annee					Total
1	FOURNIER HELOISE	Haubourdin	2003	12.9	13.6	13.3	13.2	53.0
2	LEGRAND CLÉMENCE	Faches	2001	13.6	12.9	12.1	13.7	52.3
3	SALGADO ELOANE	Haubourdin	2005	12.3	13.3	12.4	13.2	51.2
4	DAVID LILI	Faches	2002	12.1	13.2	12.6	12.8	50.7
5	DEFAUX MAELIS	Haubourdin	2003	12.3	13.1	11.5	13.5	50.4
6	FOVET ALIX	LUC gym	2002	11.0	13.2	11.7	13.3	49.2
7	MENU FAUSTINE	Haubourdin	2003	12.3	11.7	12.1	13.0	49.1
8	PLANCQ LOU ANN	LUC gym	2003	10.7	12.9	12.0	12.9	48.5
9	DUPAS MAËLLE	Faches	2003	10.8	11.2	11.4	10.8	44.2
10	MARTIN FLAVIE *	Auneuil 1 (indiv) (indiv)	2002	11.2	9.6	11.1	12.1	44.0
11	STANKIEWICZ INÈS	LUC gym	2000	11.2	8.0	11.4	12.1	42.7
12	AVELANGE MANON	Haubourdin	2004	0.0	0.0	0.0	0.0	0.0
	VERBEKE ISABELLE	LUC gym	2000	0.0	0.0	0.0	0.0	0.0
	THEPAULT JULIETTE	Faches	2001	0.0	0.0	0.0	0.0	0.0

10. FEMININ NIVEAU1 11 + . SA_DA (individuels)

10.1. Résultats par équipes







	Equipe	Club					Total
1	LUC gym 2	59--Luc gym	34.6	38.3	35.0	38.3	146.2
2	LUC gym 1	59--Luc gym	22.7	26.3	24.1	26.2	99.3

10.2. Résultats individuels







	Gymnaste	Equipe	Annee					Total
1	FLEJOU MAELLE *	Auneuil 1 (indiv) (indiv)	1996	12.9	13.8	14.3	14.1	55.1
2	ESCANDE CHARLINE	LUC gym 1	2003	11.3	13.9	12.3	14.1	51.6
	EGHERMANNE CAMILLE *	Mouvoux 1 (indiv) (indiv)	1999	12.9	13.3	12.2	13.2	51.6
4	VALENCOURT EMELINE	LUC gym 2	1990	11.1	13.7	12.5	12.4	49.7
5	TAFFOREAU EMMA	LUC gym 1	2004	11.4	12.4	11.8	12.1	47.7
6	VALENCOURT LAURIE	LUC gym 2	1992	12.1	11.4	10.5	12.7	46.7
7	HONOREZ MÉLISSA	LUC gym 2	1990	11.4	0.0	12.0	13.2	36.6
8	D HARLINGUE LAETITIA	LUC gym 2	1992	0.0	13.2	0.0	0.0	13.2
9	STANKIEWICZ CHIMÈNE	LUC gym 1	2003	0.0	0.0	0.0	0.0	0.0
	VERBRUGGE OCTAVIE	LUC gym 1	2003	0.0	0.0	0.0	0.0	0.0

11. MASCULIN NIVEAU3 11 + . SA_DA (individuels)

11.1. Résultats par équipes







	Equipe	Club							Total
1	Halluin	59--Halluin	33.1	19.1	33.7	33.2	33.9	28.0	181.0
2	Wattrelos	59--La patriote de wattrelos	31.6	22.1	23.0	32.9	31.0	21.7	162.3

11.2. Résultats individuels







	Gymnaste	Equipe	Annee							Total
1	VAN-PRAET BRYAN	Wattrelos	1996	11.2	10.8	12.3	11.6	13.0	10.3	69.2
2	VANOVERBERGUE KEVIN	Halluin	1992	10.4	8.2	11.0	11.2	12.3	11.6	64.7
3	PEREIRA DE REZENDE ANTHONY	Halluin	2002	11.7	5.4	12.1	10.9	11.1	9.3	60.5
4	GADEYNE NICOLAS	Halluin	2000	11.0	5.5	10.6	10.4	10.5	7.1	55.1
5	N TELA SIMON	Wattrelos	1999	11.1	5.8	7.7	10.8	10.8	7.7	53.9
6	DEMARCK CLEMENT	Halluin	2002	10.0	4.4	9.6	11.1	8.3	6.6	50.0
7	POTTIER ROMAIN	Wattrelos	2000	9.3	5.5	3.0	10.5	7.2	3.7	39.2
8	BOUNOUA SAID ZAKARIAN	Wattrelos	1999	0.0	0.0	0.0	0.0	0.0	0.0	0.0
	VANOVERBERGUE ROMAIN	Halluin	1995	0.0	0.0	0.0	0.0	0.0	0.0	0.0

12. MASCULIN NIVEAU2 11 + . SA_DA (individuels)

12.1. Résultats par équipes





	Equipe	Club							Total
1			0.0	0.0	0.0	0.0	0.0	0.0	0.0

12.2. Résultats individuels





	Gymnaste	Equipe	Anne e							Total
1	CARON KEVIN *	Cysoing 1 (indiv) (indiv)	1998	11.2	8.9	12.1	11.3	10.5	11.1	65.1
2	ROLAND GREGORY *	Wattrelos 1 (indiv) (indiv)	1994	7.5	9.3	12.2	11.0	10.4	12.0	62.4
3	1VASSE LUDWIG *	CUINCY	1996	10.8	8.9	9.2	11.9	0.0	11.3	52.1
4	2 *	CUINCY	0	0.0	0.0	0.0	0.0	0.0	0.0	0.0
	3 *	CUINCY	0	0.0	0.0	0.0	0.0	0.0	0.0	0.0
	4 *	CUINCY	0	0.0	0.0	0.0	0.0	0.0	0.0	0.0
	5 *	CUINCY	0	0.0	0.0	0.0	0.0	0.0	0.0	0.0
	1 vasse ludwig		1996	0.0	0.0	0.0	0.0	0.0	0.0	0.0
	2		0	0.0	0.0	0.0	0.0	0.0	0.0	0.0
	3		0	0.0	0.0	0.0	0.0	0.0	0.0	0.0
	4		0	0.0	0.0	0.0	0.0	0.0	0.0	0.0
	5		0	0.0	0.0	0.0	0.0	0.0	0.0	0.0

13. FEMININ NIVEAU4 11 + . SA_DA (individuels)

13.1. Résultats par équipes








	Equipe	Club					Total
1	Hénin beaumont	62--Hénin Beaumont amicale laïque	33.7	37.6	36.6	38.2	146.1
2	Cambrai	59--Cambrai	33.4	37.4	34.9	36.7	142.4
3	Faches	59--Faches thumesnil	31.4	37.4	34.5	36.0	139.3
4	Haisnes	62--Haisnes	31.8	33.0	32.1	36.4	133.3

13.2. Résultats individuels








	Gymnaste	Equipe	Annee					Total
1	LECOCQ SCARLETT	Hénin beaumont	1997	10.7	12.6	12.5	12.8	48.6
2	FLAMENT AMANDINE	Hénin beaumont	1998	11.2	12.5	12.1	12.7	48.5
3	PLANCHON TYFANIE	Cambrai	1997	11.2	13.2	12.1	11.2	47.7
4	DUPONT MARGAUX	Cambrai	2001	10.8	12.5	11.7	12.5	47.5
5	DUBOIS EMMY	Hénin beaumont	1997	10.3	12.5	11.9	12.7	47.4
6	REGOLLE MAHINE	Faches	1986	10.2	12.9	11.8	12.4	47.3
7	CAMUS OCEANE	Hénin beaumont	2005	10.6	12.1	12.0	11.8	46.5
8	MELLIN CHLOÉ	Haisnes	1998	10.7	11.4	11.7	12.1	45.9
9	NOTEBAERT MANON	Cambrai	2004	11.4	11.7	11.1	11.3	45.5
10	BULTEAU LAURA	Faches	1998	10.8	11.6	11.5	11.3	45.2
11	CAPELLE MARIE	Cambrai	2001	10.2	11.6	11.1	12.0	44.9
12	BEUFAY HERAULT GAELLE	Cambrai	2002	10.5	10.7	10.9	12.2	44.3
13	DUQUESNOY ALEX	Haisnes	1997	10.5	10.9	10.6	12.2	44.2
14	DELSALLE VALENTINE	Faches	1999	10.4	10.2	11.2	10.6	42.4
15	FOUQUET LAURE	Haisnes	1999	9.7	10.7	9.7	12.1	42.2
16	HER EMELINE	Haisnes	1999	10.6	10.2	9.8	10.3	40.9
17	LEPAN ZOÉ	Faches	2001	0.0	12.9	10.2	12.3	35.4
18	GRANSART CHLOÉ	Faches	2002	0.0	11.6	11.2	0.0	22.8
19	PERENCINO ELISE	Hénin beaumont	1999	11.8	0.0	0.0	0.0	11.8
20	HOLLE ELISA	Haisnes	2002	0.0	0.0	0.0	0.0	0.0

14. MASCULIN NIVEAU1 11 + . SA_DA (individuels)

14.1. Résultats par équipes







	Equipe	Club								Total
1	LUC gym	59--Luc gym	34.0	29.1	38.8	38.5	31.8	28.4		200.6

14.2. Résultats individuels


	Gymnaste	Equipe	Anne e								Total
1	DELGATTE PIERRE	LUC gym	1988	9.2	7.7	13.3	13.0	10.2	10.2		63.6
2	CERRI CONSTANTIN	LUC gym	1996	10.6	9.6	12.0	12.3	9.9	8.9		63.3
3	DESWARTE JONATHAN	LUC gym	1991	8.3	8.2	11.3	12.3	8.1	7.0		55.2
4	ROELANDTS NICOLAS	LUC gym	1981	0.0	11.3	13.5	0.0	11.7	9.3		45.8
5	PLANCQ ARTHUR	LUC gym	1998	14.2	7.3	0.0	13.2	0.0	0.0		34.7

15. MASCULIN NIVEAU3 11-18 ans . SA_DA (individuels)

15.1. Résultats par équipes





	Equipe	Club							Total
1	LUC gym	59--Luc gym	36.3	27.7	27.7	33.3	33.9	25.5	184.4

15.2. Résultats individuels





	Gymnaste	Equipe	Anne e							Total
1	DUPONT ANTHONY	LUC gym	2002	13.4	9.9	11.0	11.6	12.7	11.0	69.6
2	BERNARD GABRIEL	LUC gym	2002	10.9	8.1	7.5	11.0	10.4	7.7	55.6
3	FOURNIER LOUIS	LUC gym	2005	12.0	9.7	5.8	10.6	10.7	6.6	55.4
4	OUESLATY ILYES	LUC gym	2004	9.9	7.3	9.2	10.7	10.5	6.8	54.4

16. FEMININ NIVEAU2 11 + . SA_DA (individuels)

16.1. Résultats par équipes







	Equipe	Club					Total
1	Loos	59--Loos	33.7	33.2	35.5	39.0	141.4
2	Cysoing	59--Progres cysonien	32.7	26.2	36.9	37.4	133.2

16.2. Résultats individuels







	Gymnaste	Equipe	Annee					Total
1	DELCOURT LILOU	Cysoing	2004	11.0	10.7	13.3	13.4	48.4
2	DE CROOCK ERINE	Loos	1995	11.2	11.4	12.3	13.3	48.2
3	SOARES ANNA-LYDIA	Loos	1998	11.2	10.6	11.3	11.8	44.9
4	VAROQUI JADE	Cysoing	2003	10.8	7.9	12.3	11.3	42.3
5	BERGOT ANYCIA	Cysoing	2003	10.9	7.5	10.9	11.7	41.0
6	CASTIER LUCIE *	LUC gym 1 (indiv) (indiv)	1990	10.8	9.9	10.5	9.2	40.4
7	VANGHELLE CELIA	Cysoing	2004	10.2	7.6	11.3	10.2	39.3
8	DEBRUYNE JULIE	Loos	2001	11.0	11.2	11.9	0.0	34.1
9	ARONDAL STACY	Loos	1992	11.3	0.0	0.0	12.6	23.9
10	LEIGNEL MORGANE	Loos	1992	0.0	0.0	10.6	13.1	23.7
11	VERBEKE LISE	Cysoing	1992	0.0	0.0	0.0	12.3	12.3

17. MASCULIN NIVEAU4 11-18 ans . SA_DA (individuels)

17.1. Résultats par équipes

	Equipe	Club							Total
1	Cysoing	59--Progres cysonien	34.9	27.7	31.5	33.1	36.5	32.8	196.5

17.2. Résultats individuels





	Gymnaste	Equipe	Anne e							Total
1	LIBERKOWSKI FELIX	Cysoing	2004	11.0	10.1	12.0	11.1	12.4	11.9	68.5
2	VANGHELLE CHARLES	Cysoing	2002	11.8	9.2	10.0	10.7	12.0	11.1	64.8
3	DUCLOY THOMAS *	Calais 1 (indiv) (indiv)	2000	10.2	8.0	9.7	10.3	12.0	12.1	62.3
4	MOSSE RUBEN	Cysoing	2003	12.1	8.4	9.5	11.0	10.9	9.8	61.7
5	VAN WYNENDAELE TITOUAN	Cysoing	2004	9.1	7.2	9.2	10.2	12.1	6.4	54.2
6	VANASTEN MATHIS	Cysoing	2003	9.9	6.6	8.4	11.0	7.7	6.9	50.5
7	LOUISON LEO *	Calais 1 (indiv) (indiv)	2001	5.2	6.5	5.9	8.9	9.8	7.7	44.0

18. FEMININ NIVEAU7 11 + . SA_DA (B) (individuels)

18.1. Résultats par équipes

	Equipe	Club					Total
1	WASQUEHAL	ESPERANCE WASQUEHAL GYM	40.6	42.1	42.7	42.1	167.5
2	MONTIGNY EN GOELLE	MONTIGNY GYM CLUB	38.5	41.2	42.3	41.7	163.7
3	CROIX	CROIX LA PATRIOTE	36.9	41.5	41.9	42.6	162.9
4	WINGLES	WINGLES	39.2	39.6	39.9	41.0	159.7
5	ARRAS	ARRAS	35.9	39.6	40.1	41.5	157.1
6	WATTRELOS	WATTRELOS LA PATRIOTE	38.2	37.2	40.0	41.6	157.0
7	CHAUNY	CHAUNY	35.9	36.0	41.0	40.5	153.4
8	EMMERIN	ANIMATION GYMNIQUE EMMERINOISE	34.3	36.9	41.2	40.8	153.2
9	BEUVRY	BEUVRY LA CONCORDE	34.1	32.4	36.4	38.1	141.0

18.2. Résultats individuels

	Gymnaste	Equipe	Annee					Total
1	GEHIN LOANE	WASQUEHAL	2005	10.2	11.0	10.8	10.8	42.8
2	KINDANGU VALENCE	WASQUEHAL	2004	10.1	10.7	10.7	10.6	42.1
3	PESIN LAURINE	WASQUEHAL	2005	10.4	10.3	10.7	10.6	42.0
4	MARTIN JULIE	ARRAS	1996	9.8	10.6	10.8	10.7	41.9
5	GUYADER CLEMENCE	CROIX	2004	9.7	10.2	10.6	10.5	41.0
	LESIRE KORYDWEEN	MONTIGNY EN GOELLE	2004	9.3	10.6	10.7	10.4	41.0
7	DESPRETZ LEA	CROIX	2001	9.3	10.4	10.6	10.6	40.9
8	PEREZ MARION	WINGLES	2004	9.5	10.8	9.8	10.2	40.3
9	DESCAMPS ALIX	WASQUEHAL	2005	9.5	10.1	10.5	10.0	40.1
	POIRIER SARAH *	BEAUVAIS	2002	9.4	10.0	10.6	10.1	40.1
11	ANIERE LOLA	WINGLES	2006	9.7	9.2	10.4	10.4	39.7
	FOSSÉ CLEMENTINE	WASQUEHAL	2005	9.9	9.8	10.0	10.0	39.7
13	BOURDIM SHERINE	WINGLES	2002	10.0	9.6	9.8	10.2	39.6
	BOTTIAU LOUANNE	MONTIGNY EN GOELLE	2005	8.5	10.2	10.4	10.5	39.6
	LEROY ELINA	MONTIGNY EN GOELLE	2005	10.2	10.5	8.5	10.4	39.6
16	CARTA CLEMENCE	CROIX	2005	8.1	10.8	9.9	10.7	39.5
	CORMONT LEA	WINGLES	2005	9.7	9.7	9.9	10.2	39.5
18	MAKACI ILYANA	MONTIGNY EN GOELLE	2005	10.1	8.5	10.5	10.3	39.4
19	HANOT BERENICE	CROIX	2003	8.9	9.5	10.4	10.5	39.3
	PIERART LOU	CROIX	2006	9.0	10.1	9.4	10.8	39.3
	DEFEVER ZOE	EMMERIN	2003	8.5	10.3	10.5	10.0	39.3
22	BONDOIS ELISA	MONTIGNY EN GOELLE	2004	8.9	9.9	10.1	10.3	39.2
23	DEBOU JADE	WATTRELOS	2004	9.3	9.1	10.2	10.4	39.0
24	DECONINCK OCEANE	WATTRELOS	2002	9.7	8.7	10.2	10.0	38.6
25	DUDZIAK KELLY	ARRAS	2006	8.8	10.1	9.6	10.0	38.5
	NOTTEBAERT JADE	WATTRELOS	2005	9.4	8.5	10.3	10.3	38.5
27	GOBERT CASSANDRA	WATTRELOS	2002	8.1	10.7	9.3	10.3	38.4
28	BELMARID AYA	CHAUNY	2004	8.8	10.0	9.7	9.8	38.3
29	NIOT NOLWENN	CHAUNY	2003	9.1	9.1	10.1	9.9	38.2
30	MOKREFI SARAH	CROIX	2003	7.8	9.7	10.3	10.3	38.1
31	DEVIS MARGAUX	ARRAS	2004	8.0	10.2	9.6	10.2	38.0
32	BOCCACINI LEA	CHAUNY	2002	9.1	8.0	10.7	10.1	37.9
	VAN HOOREN ALYSSIA	CHAUNY	2006	8.9	8.6	10.1	10.3	37.9

34	OLIVE JUSTINE	WATTRELOS	2005	9.5	8.7	9.2	10.4	37.8
	FERREIRA NORAH *	BEAUVAIS	2004	8.6	8.3	10.7	10.2	37.8
36	HENION CLAIRE	WINGLES	2002	9.3	9.5	9.1	9.8	37.7
	CAILLOUX ANAELLE	EMMERIN	2004	8.3	8.9	10.3	10.2	37.7
38	MAZINGHIEN CHLOE	EMMERIN	2006	8.3	8.5	10.1	10.4	37.3
39	MEDJAD SIRINE	WATTRELOS	2006	9.6	8.2	8.9	10.5	37.2
40	GOSSET HELOISE	ARRAS	2004	8.9	8.7	9.3	10.2	37.1
41	RICCO EMMA	MONTIGNY EN GOELLE	2003	7.9	8.0	10.7	10.4	37.0
42	POITEAU COCHETEUX ZOE	ARRAS	2005	8.4	7.9	10.1	10.4	36.8
43	MARTINS CHLOE	EMMERIN	2002	8.2	8.7	9.6	10.2	36.7
	NOWINSKI FAUSTINE	EMMERIN	2004	8.6	9.0	10.3	8.8	36.7
45	SALEMBIER LEANA	CHAUNY	2006	8.3	8.3	9.8	10.2	36.6
	YVART MINDY	WINGLES	2004	9.8	8.1	8.8	9.9	36.6
47	DETREZ CLEO	EMMERIN	2004	8.9	8.2	9.4	9.9	36.4
48	DEPERLE MALAURY	BEUVRY	2001	8.5	7.7	9.9	9.9	36.0
49	MONNIER ANAELLE	BEUVRY	2005	9.4	7.7	9.0	9.8	35.9
50	POPPE MANON	BEUVRY	2006	8.8	8.3	9.5	8.7	35.3
51	FEYTE SOLENE	CHAUNY	2006	6.7	7.5	10.1	9.9	34.2
52	GRANGIER ALIX	BEUVRY	2006	7.4	8.7	8.0	9.7	33.8
53	CHAPALAIN ENORA	WASQUEHAL	2004	0.0	0.0	0.0	10.1	10.1
54	6	ARRAS	0	0.0	0.0	0.0	0.0	0.0
	DELVILLE ALIZEE	BEUVRY	2005	0.0	0.0	0.0	0.0	0.0
	FALCONE THALIE	BEUVRY	2001	0.0	0.0	0.0	0.0	0.0