





Résultats de la compétition
Demi-finales nationales G2 UFOLEP
Chaponnay et Saint-Priest
19 et 20 mai 2018

1. FEMININ NIVEAU5 11-18 ans . SA_DA (individuels)

1.1. Résultats par équipes

	Equipe	Club					Total
1	Brindas 1	69--A.s.brindas	43.9	46.6	44.2	46.1	180.8
2	L'isle d'abeau	38--LA GYM DABEAU	44.6	46.2	43.7	45.8	180.3
3	Crest	26--Us crétoise gymnastique	44.3	44.8	42.1	46.0	177.2
4	St laurent du pont	38--La Cartusienne	43.3	43.7	42.3	45.8	175.1
5	Limonest	69--A.S.C.J.L. Limonest	42.7	42.7	44.3	45.0	174.7
6	Aix	13--auc gymnastique	42.9	42.0	42.2	42.8	169.9
7	Pierre Bénite	69--Patronage laïque de Pierre Bénite	42.7	42.1	41.0	44.0	169.8
8	St Priest	69--Gymnique association saint priest	40.6	42.8	43.1	42.5	169.0
9	Jonage	69--E.s.j gymnastique artistique	39.8	42.3	42.2	44.5	168.8
10	Aubagne Gym	13--Aubagne gym	41.6	41.3	41.4	44.2	168.5
11	Montmelian	73--Ecole gym sportive montmelian	42.4	40.2	39.8	45.2	167.6
12	Trets	13--Gymnastique sportive tretsoise	42.8	41.3	40.0	41.6	165.7




1.2. Résultats individuels

	Gymnaste	Equipe	Annee					Total
1	D'ANCONA LAURYNE	Brindas 1	2001	11.4	12.2	11.6	11.7	46.9
2	VERNEREY OCEANE	L'isle d'abeau	1999	11.2	11.9	11.1	11.8	46.0
3	DUMORTIER LAURINE	Brindas 1	2001	11.2	11.8	11.0	11.4	45.4
4	CATHERINE HANNA	Limonest	2001	10.9	10.9	11.5	11.7	45.0
5	MAZABRARD JULIE	St laurent du pont	1999	11.3	11.1	10.9	11.4	44.7
6	TIRARD COLLET NAOMIE	St laurent du pont	2003	11.1	11.7	10.4	11.4	44.6
7	CAMBRILLAT SALOMÉ	Crest	2001	11.2	11.1	10.7	11.5	44.5
	DE GUILLEBON ALICE	Aix	2003	10.7	11.1	11.3	11.4	44.5
	DICHAMP MANON	L'isle d'abeau	2001	11.4	11.5	10.5	11.1	44.5
10	PETIT ALEXIA	Pierre Bénite	2003	10.8	11.2	10.7	11.5	44.2
11	LARDET MELISSA	L'isle d'abeau	2003	10.6	11.1	10.9	11.5	44.1
12	SISTERON MELISSA	Crest	2004	11.0	10.9	10.3	11.7	43.9
13	LULLIER ROMANE	Brindas 1	2004	11.1	11.5	10.2	11.0	43.8
14	LE FRANCOIS ALICE	Crest	2005	10.8	11.3	10.6	11.0	43.7
	ROLLAND CINDY	Crest	2000	10.9	11.0	10.5	11.3	43.7
	BASSO LEA	Montmelian	2002	10.7	11.1	10.2	11.7	43.7
17	BOUKHNOUCH SALMA	Jonage	2006	9.8	10.9	10.9	11.9	43.5
	DUMENIL HELOISE	L'isle d'abeau	2003	10.6	11.2	11.0	10.7	43.5
19	MARTIN ANAIS	Brindas 1	2001	10.1	11.1	10.8	11.4	43.4
	CILINGIR FLAVIE	Aix	2003	11.2	10.9	10.3	11.0	43.4
	NIVARD JUSTINE	L'isle d'abeau	1999	9.8	11.5	10.7	11.4	43.4
	VERNEREY LAURYNE	L'isle d'abeau	2002	11.4	11.3	10.2	10.5	43.4
23	LIJU MANON	Trets	2000	11.0	11.0	10.1	11.2	43.3
24	TEYSSIER CHARLOTTE	Brindas 1	2001	10.2	10.7	10.7	11.6	43.2
25	GINOUX CELIA	Aubagne Gym	2002	10.9	11.1	10.3	10.8	43.1
26	BENMAKRANE NARJISSE	Pierre Bénite	2005	11.3	10.2	10.8	10.7	43.0
27	BORDET LOU	Limonest	2002	10.0	10.0	11.3	11.5	42.8
28	TESSANNE CHLOE	Montmelian	2003	10.4	10.4	10.9	11.0	42.7
29	BERGER TAIS	Crest	2005	11.2	11.4	8.4	11.5	42.5


	ESTRAYER LUCIE	Aubagne Gym	2002	10.3	10.9	10.1	11.2	42.5
31	CONTE FRANCESCA	Aubagne Gym	1999	10.4	10.5	10.5	11.0	42.4
	HONTAAS-BERTHOUX LILLOU	Limonest	2004	10.8	10.6	10.9	10.1	42.4
	MAGAND LIINA	Limonest	2005	9.9	11.2	10.4	10.9	42.4
34	COUCHARD JUSTINE	Jonage	1999	9.8	10.8	10.4	11.3	42.3
35	CAMBAY OPHELIE	Trets	2001	11.1	10.5	10.1	10.4	42.1
36	BERNARD LENA	St Priest	2001	10.3	9.9	11.0	10.8	42.0
37	BARON JULIE	St Priest	2003	10.1	9.3	11.2	11.1	41.7
38	PASCAL CAMILLE	St Priest	2001	9.6	10.6	11.1	10.3	41.6
39	ANNESTAY IRINA	Crest	2005	10.5	9.4	10.2	11.3	41.4
40	BERRY ESTELLE	Pierre Bénite	2002	11.0	9.2	9.8	11.2	41.2
41	ZEKPA AIMITI	Jonage	2002	9.5	10.0	10.5	11.1	41.1
42	SANCHEZ MANUELA	Aix	2005	10.4	10.4	9.6	10.6	41.0
43	RIMET JUDITH	St laurent du pont	2000	10.0	10.7	9.9	10.2	40.8
44	GOMICHOZ ZOE	Limonest	2002	10.6	8.9	10.3	10.9	40.7
45	HERAUT FANNY	Jonage	2000	10.1	10.6	9.7	10.2	40.6
	CLOAREC LOUANNE	Montmelian	2000	10.6	8.8	9.8	11.4	40.6
47	RENDU TESS	Limonest	2004	10.4	8.8	10.6	10.7	40.5
	RENAULT ELENA	Aix	2001	10.6	9.6	10.5	9.8	40.5
49	JACQUET EMMA	St Priest	2001	10.0	11.1	9.8	9.5	40.4
	SIMONNET EMMANUELLE	St laurent du pont	2004	9.9	10.2	9.2	11.1	40.4
51	DJENDOUBI FERIEL	Jonage	2004	10.1	9.8	10.1	10.2	40.2
52	OASSEL ELISA	St Priest	2002	10.2	11.0	8.5	10.3	40.0
53	VITTON LOU	Montmelian	2002	10.5	9.4	8.9	11.1	39.9
	CRETEUR LEILA	St laurent du pont	2000	10.9	6.0	11.1	11.9	39.9
55	CROBU SHIRLEY	Aubagne Gym	2000	9.9	8.4	10.5	11.0	39.8
	GUELI LEA	Aubagne Gym	2003	10.0	8.8	10.0	11.0	39.8
57	LEYDER ZOE	Pierre Bénite	2006	9.6	10.0	9.5	10.6	39.7
58	CRESPO JULIETTE	Trets	2000	9.7	10.1	10.0	9.7	39.5
59	MALINJOUZ ZOE	Aix	2005	10.4	9.1	10.1	9.8	39.4
60	GAUTHIER EMMA	Trets	2000	10.8	9.7	8.9	9.7	39.1
	COLLONGE LOLA	Jonage	2001	9.8	9.0	10.4	9.9	39.1
62	MATHLOUDI DIANA	Trets	2006	9.9	9.1	9.8	10.1	38.9
63	FAUGEROUX AUDREY	Montmelian	2003	10.6	9.3	7.9	10.9	38.7
64	FLECHEUX EMILIE	St Priest	2001	9.0	10.1	9.8	9.3	38.2
65	TASTEYRE LEA	Trets	2002	8.4	9.0	8.5	9.9	35.8
66	OLIVIER EMMA	Aubagne Gym	2001	10.0	8.2	8.4	8.6	35.2
67	BARROS ELISA	Pierre Bénite	2000	0.0	8.7	9.6	10.3	28.6
68	LITVINENKO LENA	Pierre Bénite	2001	0.0	10.7	9.7	0.0	20.4
69	BOUAZOUZI EMMA	St laurent du pont	2000	9.7	9.8	0.0	0.0	19.5
70	ROCHIGNEUX CYNDIE	Brindas 1	2001	0.0	0.0	10.8	0.0	10.8
71	QUIVY CLEO	Aix	2004	0.0	0.0	0.0	0.0	0.0

2. FEMININ NIVEAU3 11-18 ans . SA_DA (individuels)

2.1. Résultats par équipes

	Equipe	Club					Total
1	Pierrelatte	26--Pierrelatte	35.8	38.1	39.3	38.5	151.7
2	Irigny 1	69--Amicale laiue irigny	33.5	36.3	37.2	38.0	145.0
3	Riorges	42--Olympique riorges gymnastique	34.0	34.6	35.1	37.0	140.7
4	Irigny 2	69--Amicale laiue irigny	34.5	35.1	34.9	34.7	139.2
5	Trets	13--Gymnastique sportive tretsoise	34.6	34.7	33.5	35.4	138.2
6	St Martin d hères	38--Essm gymnastique	32.8	33.8	31.6	36.8	135.0
7	Anse	69--Jeunesse ansoise	32.5	34.0	33.7	34.0	134.2
8	Domène	38--Etoile sportive doménoise	33.1	30.8	30.9	36.2	131.0
9	Tullins	38--La Vaillante de Tullins	32.4	29.1	34.7	33.6	129.8
10	Villette d Anthon	69--Villette gym	32.2	29.6	31.6	31.7	125.1

2.2. Résultats individuels




	Gymnaste	Equipe	Annee					Total
1	TILMANT SHANA	Pierrelatte	2000	12.0	13.5	13.0	12.6	51.1
2	LAGET MARION	Pierrelatte	2002	11.5	12.7	13.3	12.8	50.3
3	DOZON VALENTINE	Trets	2006	11.8	12.7	12.4	12.2	49.1
	MOREL CLARA	Irigny 1	2006	11.2	12.6	12.5	12.8	49.1
5	ALLEMAGNE ELISA	Irigny 1	2006	11.3	11.9	12.6	12.7	48.5
	ZERBINI EVA	Riorges	2003	12.0	12.3	11.7	12.5	48.5
	SALVI ALICIA	Pierrelatte	2002	11.7	11.3	13.0	12.5	48.5
8	ODEYER LISA	Pierrelatte	2005	11.3	11.9	12.4	12.8	48.4
	RENAUT DORINE	Pierrelatte	2004	12.1	11.2	12.2	12.9	48.4
10	IYISABWE ITUZE BERSEN	Irigny 1	2006	11.0	11.6	12.1	12.5	47.2
11	FROBERT ELISE	Riorges	2002	10.9	11.1	12.2	12.8	47.0
12	POYET CANDICE	Anse	2004	11.2	11.8	11.2	11.9	46.1
13	VALADOUX MIDOL LILOU	Irigny 2	2002	11.1	11.8	11.6	11.5	46.0
14	CROELLA CAPUCINE	Irigny 2	2000	11.9	10.9	11.3	11.8	45.9
15	YAPO AYA	Irigny 1	2006	10.8	11.8	10.9	12.0	45.5
16	JACQUET SASHA	Irigny 2	2005	10.9	11.7	11.6	11.2	45.4
17	MESBAH LAMURE TOSCANE	Trets	2004	11.4	11.7	10.4	11.7	45.2
18	MARIF LIA	Irigny 2	2000	11.5	11.6	10.5	11.2	44.8
	NORAZ CHLOE	St Martin d hères	2003	10.9	11.4	10.2	12.3	44.8
20	ROCHARD ELEONORE	Riorges	2002	10.9	11.1	11.2	11.3	44.5
21	BURNICHON CHARLYNE	Riorges	2002	10.3	11.2	11.0	11.7	44.2
	CHAVEROT AVRIL	St Martin d hères	2003	11.0	11.2	9.4	12.6	44.2
23	CHEVALIER MANON	Anse	2003	11.1	11.1	11.3	10.6	44.1
	HUET AMELIA	Tullins	2002	10.1	10.8	12.3	10.9	44.1
25	QUANG GUERAUD MAEVA	Domène	2000	11.2	9.8	11.3	11.7	44.0
	STRIPPOLI NINA	St Martin d hères	2004	10.3	11.2	10.6	11.9	44.0
27	PASQUER FLORIANE	Irigny 2	2001	11.0	9.6	11.7	11.4	43.7
	BANCHERI MEIJE	Tullins	2002	10.9	9.6	11.6	11.6	43.7
29	JACOBE EMMA	St Martin d hères	2002	10.9	11.0	9.8	11.9	43.6

	NETOUDYKATA ENORA	St Martin d hères	2003	10.1	10.8	10.8	11.9	43.6
31	PENACHE VALERIA	Villette d Anthon	2002	10.7	10.2	11.1	11.5	43.5
	MONNOT CELIA	Domène	2000	11.1	10.6	9.7	12.1	43.5
33	AUCLAIR ANAELLE	Riorges	2002	11.1	10.3	10.3	11.6	43.3
34	LECHEVALIER EVENLY	Trets	2000	10.8	10.2	10.7	11.5	43.2
35	BEN YAHIA MAELLE	Villette d Anthon	2002	10.7	10.5	12.2	9.7	43.1
36	DAVID JULIE	Domène	2000	10.8	10.4	8.8	12.3	42.3
37	MATRAY CAMILLE	Anse	2003	10.2	11.1	10.4	10.3	42.0
38	MORI LENA	Tullins	2000	11.1	8.3	10.8	11.1	41.3
39	PITTOIS MANON	Anse	2002	10.0	9.0	11.2	9.4	39.6
40	GREGOIRE COLEEN	Villette d Anthon	2004	10.8	8.9	8.3	10.5	38.5
41	LEGER EMIE	Trets	2003	10.2	8.7	9.1	10.4	38.4
42	BONORA MIA	Domène	2001	10.0	6.2	9.9	11.8	37.9
43	FAY JULIE	Domène	1999	10.5	5.1	9.6	10.7	35.9
44	MAZOYER CAMILLE	Tullins	2003	10.4	8.7	7.5	8.9	35.5
45	CAMPIONE TIFAINÉ	Tullins	1999	9.9	7.2	8.6	9.4	35.1
46	GILLIBERT EMMIE	Trets	2003	11.4	10.3	7.1	0.0	28.8
47	BERERD LUDIVINE	Anse	2003	0.0	0.0	10.6	11.5	22.1
48	BOSSARD LUCILE	Irigny 1	2005	0.0	10.8	10.9	0.0	21.7
49	SIMON ERIN	Villette d Anthon	2004	0.0	0.0	0.0	0.0	0.0





Résultats de la compétition
Demi-finales nationales G2 UFOLEP
Chaponnay et Saint-Priest
19 et 20 mai 2018

1. FEMININ NIVEAU4 11 + . SA_DA (individuels)

1.1. Résultats par équipes

	Equipe	Club					Total
1	La Ciotat	13--GYM' LA CIOTAT	33.5	37.3	36.6	37.4	144.8
	Pont de Beauvoisin	38--La Sentinelle	32.5	38.1	36.6	37.6	144.8
3	Pont de claix	38--Pont de claix amicale gymnique	33.1	37.0	35.5	37.7	143.3
4	Brindas	69--A.s.brindas	32.0	38.5	35.9	36.8	143.2
5	St Rambert d Albon	26--ASCR Gym	32.7	35.7	36.3	36.3	141.0
6	Bourg St Maurice	73--Bsm gym bourg st maurice	32.2	36.9	34.9	36.8	140.8
7	Marcy charbonnières 1	69--As marcy-charbonnières	32.5	36.7	34.1	37.0	140.3
8	Renaison	42--Amicale laïque sportive renaison	31.6	35.2	35.8	35.9	138.5
9	Bron	69--Amicale Laïque de Bron	31.7	35.7	34.7	36.1	138.2
10	St Priest	69--Gymnique association saint priest	31.4	34.2	35.8	36.1	137.5

1.2. Résultats individuels

	Gymnaste	Equipe	Annee					Total
1	MARTIN MAE	Brindas	2004	10.5	13.1	12.9	12.5	49.0
2	PERRAUD MAELLE	Marcy charbonnières 1	2005	11.2	12.6	12.2	12.7	48.7
	INTARTAGLIA CHARLISE	La Ciotat	2004	11.8	12.5	11.4	13.0	48.7
4	JACQUINOT CAMILLE	Pont de Beauvoisin	2005	10.8	12.7	12.5	12.5	48.5
5	GODEFROY CHLOE	Pont de Beauvoisin	1997	10.9	13.1	11.7	12.3	48.0
6	BERTHON LAURE	Brindas	2003	11.2	12.6	11.5	12.5	47.8
7	BARBIERE CAROLE	Bron	1998	9.8	12.7	12.3	12.9	47.7
8	GOLMARD CARLA	La Ciotat	2003	10.9	12.9	12.1	11.7	47.6
	SORREL CARLA	Bourg St Maurice	2002	10.6	12.6	12.0	12.4	47.6
10	GUILLET NOA	Pont de Beauvoisin	2004	10.0	12.3	12.4	12.8	47.5
11	MAGGUILI CLARA	Pont de claix	2001	11.0	12.2	11.6	12.4	47.2
12	BOROWIEC MAEVA	Pont de claix	2001	11.0	12.5	11.6	12.0	47.1
13	MARTOS LORRIE	St Rambert d Albon	1999	10.9	11.4	12.5	12.2	47.0
	JULIEN MANON	Pont de claix	1999	10.6	11.5	12.2	12.7	47.0
15	CROZ FAUSTINE	Bourg St Maurice	1998	10.5	12.8	11.3	12.3	46.9
16	GOETINCK SARAH	St Rambert d Albon	1998	11.1	12.3	11.6	11.8	46.8
17	LAURENT CLEMENCE	La Ciotat	2001	10.7	11.9	12.0	12.1	46.7
18	ABGRALL LUISA	Pont de claix	2003	11.1	11.2	11.7	12.6	46.6
19	REYNAUD AMBRE	St Rambert d Albon	2001	10.4	12.0	11.8	12.3	46.5
20	LEFEVERE AUDE	Brindas	2004	10.3	12.7	11.5	11.8	46.3
21	FRUSTA-BRUOT IRELAND	La Ciotat	2000	10.8	10.6	12.5	12.3	46.2
22	REJONY ILONA HELENE	Renaison	2001	10.4	11.4	12.2	12.1	46.1
23	ANDELA EBELLA MYLENE	St Priest	2004	10.9	11.8	11.8	11.5	46.0
24	GUIGUET JADE	St Priest	1998	10.3	11.7	11.7	12.0	45.7
	GALVIN KATHLEEN	Pont de claix	1997	10.6	12.3	11.0	11.8	45.7
26	CAFFO MATTIE	Bourg St Maurice	2000	10.7	11.1	11.6	12.1	45.5
27	LAMBERT CASSANDRE	Brindas	2000	10.3	12.7	11.3	11.0	45.3
	BOUVIER ALANA	Bourg St Maurice	2003	10.9	11.5	11.0	11.9	45.3
29	DUPRAZ LEA	Pont de Beauvoisin	1999	10.8	11.1	11.4	11.9	45.2
30	REIX ELEONORE	Marcy charbonnières 1	2000	10.3	12.0	10.6	12.2	45.1
	GAVILLOT SARAH	St Rambert d Albon	2002	10.7	10.8	12.0	11.6	45.1
32	MARTINEZ HELOISE	Bron	1999	10.8	11.8	11.0	11.4	45.0





33	MOUTTET NOEMIE	Renaison	2000	10.3	12.0	11.9	10.7	44.9
34	LAPALUS SOLENE	Renaison	2001	10.9	10.1	11.7	12.1	44.8
35	BETTINGER JEANNE	St Priest	2002	9.6	10.0	12.3	12.6	44.5
	DANGAS ELISE	Marcy charbonnières 1	1995	11.0	10.4	11.0	12.1	44.5
37	DHANDA ERIN	Bourg St Maurice	2000	10.4	11.5	10.5	11.7	44.1
38	MARTIN CHLOE	Renaison	1998	10.2	11.8	10.2	11.7	43.9
39	BRUEL LEONIE	Renaison	1998	10.1	10.9	11.1	11.2	43.3
40	MARTINEZ CHARLENE	Bron	1999	10.7	11.2	11.0	10.2	43.1
41	DUC CYRIELLE	Marcy charbonnières 1	1995	9.9	12.1	10.4	10.4	42.8
42	MAHMOUD ASSIL	St Priest	2002	10.2	10.7	11.0	10.8	42.7
43	METRAL LUCIE	Bron	2000	10.2	10.0	10.9	11.3	42.4
44	LIARD COLINE	Marcy charbonnières 1	2004	9.8	9.9	10.9	11.3	41.9
45	PERNET AMBRE	Bron	2003	0.0	10.8	11.4	11.8	34.0
46	LAMBERT OLYMPE	Brindas	1997	10.3	11.9	10.7	0.0	32.9
47	BONNETON MELISSA	St Rambert d Albon	2000	9.5	10.8	10.5	0.0	30.8
48	CHALENDARD CLARA	Pont de Beauvoisin	1998	10.2	0.0	10.8	0.0	21.0
49	RODRIGUES MARIE	St Priest	2003	0.0	0.0	0.0	0.0	0.0
	CERIS ORANE	La Ciotat	1994	0.0	0.0	0.0	0.0	0.0

2. FEMININ NIVEAU6 11 + . SA_DA (individuels)

2.1. Résultats par équipes

	Equipe	Club					Total
1	La Ciotat	13--GYM' LA CIOTAT	44.2	44.6	43.8	45.0	177.6
2	Moirans	38--CLUB GYM MOIRANNAIS	43.0	43.0	43.3	44.0	170.3 (3.0)
3	Le chambon feugerolle	42--La liberte le chambon feugerolle	41.4	43.6	42.9	42.4	170.3
4	UGVH Aubagne	13--UGVH	42.2	42.5	43.5	41.7	169.9
5	Pont de Beauvoisin	38--La Sentinelle	42.1	41.6	41.7	43.7	169.1
6	Aix les bains	73--Les enfants du revard	40.3	40.9	44.4	43.3	168.9
7	Sablons	38--Sablons	41.5	41.5	40.9	41.2	165.1
	Diémoise	38--GYM DIEMOISE	40.5	38.5	43.4	42.7	165.1
9	Voreppe	38--Vaillante de Voreppe	41.7	40.1	42.2	40.4	164.4
10	Vaulx en Velin CG	69--Club gymnique vaulx en velin	41.5	39.2	40.6	42.2	163.5
11	Autun	71--La vaillante Autun	41.3	37.7	41.1	41.4	161.5
12	La tour du pin	38--L'alerte gymnastique la tour du pin	39.8	37.7	38.3	41.1	156.9

2.2. Résultats individuels





	Gymnaste	Equipe	Annee					Total
1	MABILLE BETTY	La Ciotat	1999	11.1	11.3	10.9	11.3	44.6
	DEJOYE GABRIELLE	Moirans	2004	11.2	11.3	11.0	11.1	44.6
3	DEJOYE PAULINE	Moirans	1999	11.2	10.8	11.1	11.3	44.4
4	PANFILOFF ELISA	La Ciotat	1995	11.2	10.7	11.2	11.2	44.3
	PFAU WADEL LAURA	La Ciotat	1999	10.6	10.9	11.4	11.4	44.3
6	DI GIORGIO LYDIA	Le chambon feugerolle	2000	10.3	11.4	11.2	10.9	43.8
7	PICCOLOTTO ANNE LAURE	UGVH Aubagne	1994	10.6	11.3	11.2	10.2	43.3
8	KOSARIC MAYA	La Ciotat	2002	10.8	11.0	10.3	11.1	43.2
	BRUNET-JOLY SIXTINE	Vaulx en Velin CG	1998	10.9	10.6	11.0	10.7	43.2
10	GERAUD JUSTINE	Aix les bains	2001	10.8	10.7	10.9	10.6	43.0
11	MOSCARA CLEMENCE	Pont de Beauvoisin	2005	10.7	11.0	10.1	11.1	42.9
12	MARIANI LOU	UGVH Aubagne	2003	10.3	10.9	11.0	10.6	42.8
	JEANDET CHARLOTTE	Pont de Beauvoisin	2002	10.7	10.5	10.9	10.7	42.8
14	BOSQUIER MAEVA	La Ciotat	1997	10.3	11.4	9.9	11.1	42.7
	DAVID MARGOT	La Ciotat	2002	11.1	10.6	9.9	11.1	42.7
	AMARACHE INES	Diémoise	1998	10.3	10.6	11.1	10.7	42.7
17	RAULT ALEXANDRA	Sablons	2003	10.8	11.2	10.0	10.4	42.4
18	POUSSIER JULIETTE	Moirans	1997	10.4	10.5	10.9	10.4	42.2
	BARTEVIAN THEA	Le chambon feugerolle	2004	10.4	11.0	10.1	10.7	42.2
	GAY TIFFANIE	Aix les bains	1998	9.4	10.1	11.3	11.4	42.2
21	CHAPIGNAC CELIA	Sablons	2005	10.2	10.3	10.9	10.7	42.1
22	ALLEN JADE	UGVH Aubagne	1997	10.5	9.8	11.2	10.5	42.0
23	ANGELINI MILLA	La tour du pin	2003	10.4	10.4	10.2	10.9	41.9
24	QUEYRON MATHILDE	Pont de Beauvoisin	2002	10.1	10.3	10.7	10.7	41.8
25	RANCON CHARLOTTE	Le chambon feugerolle	1997	10.0	10.4	10.8	10.4	41.6
26	FOURNEL FANETTE	Le chambon feugerolle	2004	10.5	10.0	10.6	10.4	41.5

	PLANCHET CHLOE	Le chambon feugerolle	2003	10.2	10.8	10.3	10.2	41.5
28	VADALA ALEXANE	Moirans	2003	10.2	10.4	9.6	11.2	41.4
	FICARELLI ANGELA	Voreppe	2005	10.5	10.3	10.4	10.2	41.4
	BOUCHERON LAORA	Autun	2004	10.0	10.5	10.5	10.4	41.4
31	PISTEUR ROMANE	Aix les bains	1999	10.2	9.5	11.0	10.6	41.3
32	SCHWEINGRUBER CLARA	UGVH Aubagne	2003	10.4	10.5	9.8	10.4	41.1
33	QUILLON ELOISE	Vaulx en Velin CG	2006	10.2	10.1	10.3	10.4	41.0
34	MARICHY LAURINE	Diémoise	1997	10.4	9.2	10.2	11.1	40.9
35	BOUHELIER MANON	La tour du pin	2003	9.9	10.4	10.0	10.5	40.8
	CARNEMOLLA MARGAUX	UGVH Aubagne	2003	10.7	9.8	10.1	10.2	40.8
	PERRIN SOLINE	Pont de Beauvoisin	1996	10.3	9.7	10.0	10.8	40.8
38	CARRABIN LEA	Pont de Beauvoisin	2003	10.4	9.8	9.6	10.9	40.7
39	VALLIN VICTORIA	Voreppe	2004	10.2	9.5	10.6	10.2	40.5
	HASSANE INES	Aix les bains	2002	9.6	9.1	11.1	10.7	40.5
41	TARGHAOUI CHIMENE	Voreppe	2005	10.3	10.0	10.4	9.6	40.3
42	BAQUE AMANDINE	Voreppe	2005	10.5	10.3	9.4	9.8	40.0
	BOUCHERON SARAH	Autun	1999	10.9	9.7	9.9	9.5	40.0
	CLAPPAZ LOLA	Sablons	2004	10.3	9.9	10.3	9.5	40.0
	GAUTHERON CLARA	Sablons	2002	10.2	10.1	9.7	10.0	40.0
46	GAUTHIER LOLA	Diémoise	2003	9.7	8.8	11.0	10.4	39.9
47	BOUZIANE SOLENE	Voreppe	2000	10.4	9.0	10.2	10.2	39.8
48	WAQUET MARI LOU	Aix les bains	2002	9.5	10.6	11.0	8.5	39.6
49	COURDAVAULT DUPRAT GAELLE	Moirans	2001	9.9	9.8	10.3	9.4	39.4
	SERRANO AUDREY	Vaulx en Velin CG	1998	10.4	8.7	9.8	10.5	39.4
51	RENOULT ANAIS	Autun	1998	9.0	8.8	10.2	11.1	39.1
	REOLON VICTORIA	Autun	2005	10.1	8.7	10.5	9.8	39.1
	COSTE AMELISSE	Sablons	2002	10.2	9.3	9.7	9.9	39.1
54	PERLOT ELSA	Vaulx en Velin CG	1999	9.8	9.8	8.7	10.6	38.9
55	DELATTE CLÉO	UGVH Aubagne	2002	10.0	9.7	9.9	9.1	38.7
56	SZCZEPANIAK JUSTINE	La tour du pin	2001	9.6	9.8	9.5	9.6	38.5
	FRIZZO LISA	Diémoise	2001	10.1	8.4	9.5	10.5	38.5
58	LENCZIKI RISO FLAVIE	Diémoise	2003	9.2	8.2	11.0	9.2	37.6
59	ABDESSAMAD FATIMA	Aix les bains	2006	9.7	7.2	10.8	9.7	37.4
60	MAITREJEAN LISE	Vaulx en Velin CG	2003	9.4	8.7	9.5	9.5	37.1
61	BOUTHIERE EUGENIE	Autun	2006	10.3	6.7	9.7	10.1	36.8
62	FACON CYRIELLE	Vaulx en Velin CG	2001	10.0	8.5	8.4	9.7	36.6
63	BOUZIANE SARA	Voreppe	1997	9.1	7.2	10.8	9.1	36.2
64	CUISSARD MANON	Moirans	2000	9.1	9.8	7.1	9.4	35.4
65	OBLE LORINA	La tour du pin	2002	9.7	7.1	8.6	9.4	34.8
66	FILIPPINI CASSANDRE	Sablons	2005	10.2	8.3	5.5	10.1	34.1
67	OBLE MAELYS	La tour du pin	2002	9.8	5.3	7.4	10.1	32.6
68	RENOUD CELIA	Pont de Beauvoisin	2002	9.9	0.0	9.2	10.9	30.0
69	POUCHET TIFAINÉ	Diémoise	2004	0.0	9.9	10.3	9.7	29.9
70	DREVET MATHILDE	La tour du pin	2002	0.0	0.0	0.0	0.0	0.0
	PANAZZA EMILIE	Le chambon feugerolle	2000	0.0	0.0	0.0	0.0	0.0





Résultats de la compétition
Demi-finales nationales G2 UFOLEP
Chaponnay et Saint-Priest
19 et 20 mai 2018

1. FEMININ NIVEAU5 11-15 ans . SA_DA (individuels)

1.1. Résultats par équipes

	Equipe	Club					Total
1	Roanne	42--Amicale laique de jeunes filles de roanne	44.3	45.8	43.4	45.2	178.7
2	Irigny	69--Amicale laique irigny	43.3	44.3	43.9	45.6	177.1
3	Bouc bel air	13--Bouc bel air gymnastique	43.8	45.6	42.9	44.4	176.7
4	Boen AL	42--Amicale laique de boen	44.0	45.9	43.1	42.5	175.5
5	St Priest	69--Gymnique association saint priest	43.1	45.0	42.2	44.8	175.1
6	Savigny	69--A.s.c.savigny	43.2	43.8	44.3	43.4	174.7
7	St just st rambert	42--Fjep st-just st-rambert	44.5	44.1	42.3	43.0	173.9
8	Trets	13--Gymnastique sportive tretsoise	44.4	43.8	42.7	42.7	173.6
9	Chateaubrenard	13--Indépendante chateaubrenard	43.4	42.7	41.5	45.7	173.3
10	Belleville sur saone	69--Gym club belleville beaujolais	43.5	42.4	41.4	42.3	169.6
11	Chaponnay	69--Chaponnay gym	42.1	42.4	40.9	41.6	167.0
12	Domène	38--Etoile sportive doménoise	43.4	39.5	39.2	39.3	161.4

1.2. Résultats individuels

	Gymnaste	Equipe	Annee					Total
1	BRUYERE EMMA	Roanne	2005	10.8	11.5	11.6	11.5	45.4
2	OUDOT EMA	Roanne	2004	11.3	11.7	10.9	11.4	45.3
3	SAINT YVES ANAE	Trets	2005	11.3	11.3	11.3	11.1	45.0
	THIVEND LENA	Roanne	2004	11.1	11.8	11.0	11.1	45.0
5	AYARI TASNIM	Chateaubrenard	2005	11.2	11.8	10.3	11.5	44.8
6	MIALON FANNY	Boen AL	2006	11.0	11.9	11.2	10.5	44.6
	TISSOT ANNELYS	Savigny	2004	10.4	11.6	11.6	11.0	44.6
8	BOUA NOEMY MARIE	Irigny	2006	11.2	11.0	10.7	11.5	44.4
	BOURDON CLARIE	Belleville sur saone	2005	11.1	10.9	11.2	11.2	44.4
10	CHAPOT ARMELLE	Boen AL	2002	11.2	11.6	10.8	10.7	44.3
11	MOREL EVA	Irigny	2005	10.4	11.9	11.0	10.8	44.1
12	KROUNA SIRINE	St Priest	2006	11.1	11.1	10.5	11.3	44.0
	MARTINI MANON	Savigny	2004	11.2	11.1	10.8	10.9	44.0
14	SEITE LAUREN	Bouc bel air	2002	11.0	11.3	10.5	11.0	43.8
	PECORELLA LARA	Irigny	2005	10.5	10.5	11.3	11.5	43.8
16	THESSOT MARINE	St just st rambert	2002	10.7	11.4	10.6	11.0	43.7
17	GUENARD MARIE	Bouc bel air	2003	10.6	11.7	10.6	10.7	43.6
	NOEL OLIVIA	Irigny	2006	11.1	10.0	10.9	11.6	43.6
19	STEIL KARLA	Bouc bel air	2004	11.2	11.6	9.5	11.2	43.5
20	ABGRALL SOLENN	Bouc bel air	2003	10.9	11.0	10.5	11.0	43.4
21	POINTUD LUCILE	St just st rambert	2004	11.3	10.7	10.4	10.8	43.2
	DEVILLE LENA	Chateaubrenard	2005	11.1	10.9	9.9	11.3	43.2
23	LAVERGNE JULIETTE	St Priest	2004	10.5	10.7	10.8	11.1	43.1
	CHAIZE JULIETTE	St just st rambert	2004	11.1	10.6	11.2	10.2	43.1
	ZAWOL SAMANTHA	Belleville sur saone	2004	11.2	10.8	10.3	10.8	43.1
26	GUYON KYLONA	St Priest	2005	11.0	9.6	10.7	11.7	43.0





	FRAISSE LUCIE	St just st rambert	2004	10.6	11.4	10.1	10.9	43.0
28	PINHEIRO DA COSTA CARLA	St Priest	2005	10.5	11.4	10.2	10.7	42.8
	ANTONI MANON	Chateaurenard	2004	10.7	10.1	10.5	11.5	42.8
	BONNET JUSTINE	Savigny	2004	10.8	9.9	11.4	10.7	42.8
31	GATTE PALOMA	Boen AL	2005	10.9	10.3	10.6	10.9	42.7
32	MASSACRIER SARAH	Boen AL	2002	10.9	11.0	10.2	10.4	42.5
	PEREZ PAULINE	Chateaurenard	2002	10.4	9.9	10.8	11.4	42.5
34	LEBAILLIF ROMANE	St Priest	2004	10.4	11.3	10.2	10.5	42.4
	COUSTENOBLE BLEUENN	Bouc bel air	2003	10.3	10.6	11.3	10.2	42.4
	HERRMANN ALICE	Trets	2005	11.2	10.7	10.0	10.5	42.4
	BOULANGER CARLA	Irigny	2005	10.5	10.9	10.1	10.9	42.4
38	GAROU LILOU	Boen AL	2005	10.3	11.4	10.5	10.1	42.3
39	LACLEF ZOE	Bouc bel air	2002	10.7	9.9	10.4	11.2	42.2
	ZAKARIA CHIARA	Trets	2005	10.7	10.6	10.3	10.6	42.2
	KUNTZ CHARLOTTE	Chaponnay	2002	10.6	11.0	9.9	10.7	42.2
42	MACABREY AMANDINE	Roanne	2005	10.3	10.8	9.8	11.2	42.1
43	SANGUINETTI HANNAH	Trets	2003	11.2	10.2	10.0	10.4	41.8
	MEYER LUCIE	Chaponnay	2003	10.9	10.7	9.3	10.9	41.8
45	BEYNEL CLARA	Roanne	2005	11.1	9.6	9.9	11.0	41.6
46	MICHAUD ELINA	Boen AL	2005	10.5	10.6	10.1	10.3	41.5
	BENGORINE SEPHORA	Belleville sur saone	2002	10.5	10.2	10.6	10.2	41.5
48	GRECO COLINE	Savigny	2004	9.1	11.2	10.3	10.8	41.4
49	FAURIE JUSTINE	Chaponnay	2003	10.2	9.6	11.4	10.1	41.3
50	LAOUFI KAMILIA	St Priest	2005	10.3	11.2	9.6	9.9	41.0
51	SAVOYAT MAELYS	Irigny	2006	10.5	9.8	9.5	11.0	40.8
52	DUMONT MAELYNN	Belleville sur saone	2002	10.7	10.5	9.3	10.1	40.6
	SENOT EMMY	Savigny	2005	10.8	9.1	10.5	10.2	40.6
54	DUC JACQUET ROMANE	Domène	2004	10.8	9.9	9.6	10.2	40.5
	JOURDAN LYSE	Domène	2002	10.7	9.9	10.7	9.2	40.5
56	PARASCANDOLA KELIA	Trets	2004	10.7	11.2	7.9	10.5	40.3
57	VIOLLET MARGOT	St just st rambert	2005	10.8	9.6	9.5	10.1	40.0
58	GAGNOULET KELLY	Trets	2004	8.8	9.2	11.1	10.5	39.6
	GUILLOM JULIETTE	Domène	2004	10.5	10.5	8.9	9.7	39.6
	MARLIER CARLA	Chaponnay	2002	9.9	10.6	10.3	8.8	39.6
61	BOUNNE LEONIE	Domène	2003	10.7	8.2	10.0	9.9	38.8
	RUEDAS CANADAS TIFANNY	Domène	2003	11.2	9.2	8.9	9.5	38.8
63	OLIVER CHARLOTTE	St just st rambert	2004	11.3	7.6	7.9	10.3	37.1
	TOMASSO CLEA	Chaponnay	2002	9.4	10.1	8.7	8.9	37.1
65	MUNCH LEANE	Domène	2003	10.1	9.1	8.6	8.5	36.3
66	LAPOINTE CHLOE	Belleville sur saone	2002	10.3	8.3	8.6	8.5	35.7
67	BUZZACHERA ZOE	Chaponnay	2004	10.4	0.0	9.0	9.9	29.3
68	DA SILVA CASTRO CARDOSO BRUNA	Chateaurenard	2003	0.0	0.0	0.0	0.0	0.0
	DEPORTE COLINE	Belleville sur saone	2004	0.0	0.0	0.0	0.0	0.0
	BERNARD LOAN	Savigny	2004	0.0	0.0	0.0	0.0	0.0

2. FEMININ NIVEAU8 11 + . SA_DA (individuels)

2.1. Résultats par équipes

	Equipe	Club					Total
1	Romans	26--avenir de romans	39.3	37.9	40.5	40.3	158.0
2	Bourg St Maurice	73--Bsm gym bourg st maurice	37.9	37.9	38.9	40.2	154.9
3	St Priest	69--Gymnique association saint priest	36.1	36.0	41.5	40.4	154.0
4	Villeurbanne ASL	69--A.S.L.Gratte-Ciel	37.3	36.0	39.3	41.2	153.8
5	Gerland Mouche	69--A. L. gerland mouche	37.8	36.5	38.6	40.8	153.7
6	Belleville sur saone	69--Gym club belleville beaujolais	36.4	36.4	39.2	40.4	152.4
7	Marcy charbonnières	69--As marcy-charbonnières	34.5	36.9	38.8	39.7	149.9
8	Irigny	69--Amicale laique irigny	35.5	35.6	40.6	38.1	149.8

2.2. Résultats individuels





	Gymnaste	Equipe	Annee					Total
1	HUMBERT MANON	Bourg St Maurice	2000	10.2	9.9	10.4	10.5	41.0
2	WOLFRAM JADE	Romans	2001	10.2	9.3	10.1	10.6	40.2
3	DUMONT HELOUIN LEA	Villeurbanne ASL	2001	9.7	9.7	10.0	10.5	39.9
4	BONIN LAURA	St Priest	2005	9.6	8.8	10.4	10.6	39.4
5	FERRET ALICIA	St Priest	2006	8.8	9.3	10.5	10.5	39.1
	MIRONNEAU ROMANE	Irigny	2005	9.8	9.0	10.3	10.0	39.1
7	BAGHDADI RIHEB	Gerland Mouche	2006	9.4	9.0	10.2	10.3	38.9
8	CORDIER AMBRE	Romans	2003	9.7	10.1	10.1	8.9	38.8
9	KHELLAF JAHIDA	St Priest	2005	9.3	8.9	10.2	10.3	38.7
	DUMONT LESLIE	Belleville sur saone	2000	9.2	9.4	9.7	10.4	38.7
	GOUWY VIOLETTE	Villeurbanne ASL	2004	9.4	9.1	9.8	10.4	38.7
	BORDAZ JOANNE	Romans	2004	9.6	9.0	10.2	9.9	38.7
13	RIBEIRO INES	Romans	2004	9.5	9.5	10.1	9.5	38.6
14	NATALI PAULINE	Bourg St Maurice	2004	9.1	9.8	9.7	9.8	38.4
15	MAGRANER MATHILDE	Marcy charbonnières	2006	9.7	9.2	9.9	9.5	38.3
	MUTUBULE EUNICE	Gerland Mouche	2005	9.8	9.1	9.4	10.0	38.3
	SUAEZ OPHELIA	Romans	2004	9.4	8.9	9.7	10.3	38.3
18	SHAGINYAN KRISTINA	Gerland Mouche	2004	9.5	9.2	9.4	10.0	38.1
	JAMBON SOLENE	Belleville sur saone	2003	9.3	8.7	9.8	10.3	38.1
	BOUET CHARLOTTE	Bourg St Maurice	2005	9.6	9.3	9.1	10.1	38.1
21	CLAPERON LAURYNE	Villeurbanne ASL	2002	9.3	8.7	9.7	10.1	37.8
22	CHENILLE EDENE	Irigny	2006	9.0	8.7	10.2	9.7	37.6
23	GEORGE ANNELISE	Villeurbanne ASL	2000	8.9	8.5	9.8	10.2	37.4
	PEDROS ALICE	Bourg St Maurice	2005	9.0	8.9	9.7	9.8	37.4
25	CATTAUD THYLANE	Gerland Mouche	2003	8.4	9.2	9.6	10.0	37.2
26	BEREZIAT LOU	Romans	2002	9.8	8.7	9.6	9.0	37.1
27	GORAND LAURE	Gerland Mouche	2002	9.1	9.0	8.4	10.5	37.0
28	CARREEL ANNA	Belleville sur saone	2002	8.8	9.0	10.0	9.1	36.9
	PLANCHE MANON	Belleville sur saone	2006	9.1	8.6	9.6	9.6	36.9
30	PETITJEAN ALICIA	St Priest	2005	8.4	9.0	10.4	9.0	36.8

	HYONNE KAREN	Marcy charbonnières	2005	8.5	9.3	8.7	10.3	36.8
32	MOYNE JADE	Marcy charbonnières	2006	8.3	8.8	9.7	9.7	36.5
33	PUISTIENNE FELICIE	Irigny	2006	8.3	9.0	9.8	9.1	36.2
	WAGNER LEONIE	Irigny	2004	8.4	8.3	10.3	9.2	36.2
35	OBRIEN KYANA	Irigny	2006	8.1	8.9	9.6	9.2	35.8
36	BOUGUERRA MARGOT	Marcy charbonnières	2002	8.0	8.5	9.1	9.8	35.4
37	DOMMANGE ELODIE	Villeurbanne ASL	2002	7.7	8.0	8.9	9.6	34.2
38	PAOLIN-TCHERKEZIAN MAHE	Bourg St Maurice	2006	8.4	8.1	7.9	9.6	34.0
39	JANIN CANDICE	Marcy charbonnières	2005	0.0	9.6	10.1	9.9	29.6
40	GARNIER LAURINE	Belleville sur saone	2006	0.0	9.3	9.7	9.2	28.2
41	ROSA LUCILIA	Belleville sur saone	2002	0.0	8.4	9.2	10.1	27.7
42	MBY BERTHA	Gerland Mouche	2005	8.8	0.0	9.1	9.1	27.0
43	RUBIO LUCIE	St Priest	2005	0.0	0.0	0.0	0.0	0.0
	TERZAN ALICIA	Marcy charbonnières	2004	0.0	0.0	0.0	0.0	0.0
	PAILHES LOU	Irigny	2005	0.0	0.0	0.0	0.0	0.0
	MOUSTAGHFIR MALAK	Villeurbanne ASL	2004	0.0	0.0	0.0	0.0	0.0
	REMACLE ROSALIE	Bourg St Maurice	2006	0.0	0.0	0.0	0.0	0.0





Résultats de la compétition
Demi-finales nationales G2 UFOLEP
Chaponnay et Saint-Priest
19 et 20 mai 2018

1. FEMININ NIVEAU4 11-18 ans . SA_DA (individuels)

1.1. Résultats par équipes

	Equipe	Club					Total
1	Meylan	38--Aspa meylan	32.6	38.2	36.6	36.3	143.7
2	Loriol	26--Groupe omnisports loriolais (gol)	33.3	36.6	37.5	36.1	143.5
3	Rhodia club	38--Rhodia-Club Gymnastique	32.8	35.7	34.9	36.7	140.1
4	Vaugneray	69--Union sportive de l'ouest lyonnais	32.5	35.0	36.2	33.8	137.5
5	Chaponnay	69--Chaponnay gym	31.5	36.5	34.1	35.1	137.2
6	Lyon	69--PL Vilette Paul Bert	31.0	37.6	34.6	33.5	136.7
7	Belleville sur saone	69--Gym club belleville beaujolais	31.7	34.4	35.1	34.6	135.8
8	Gardanne	13--Gardanne	31.6	34.3	35.2	34.3	135.4





1.2. Résultats individuels

	Gymnaste	Equipe	Annee					Total
1	CHABROL ALIX	Meylan	2004	11.0	13.1	12.8	12.3	49.2
2	GIRAUD OPHELIE	Vaugneray	2002	10.9	12.5	12.1	12.1	47.6
3	LE GOALLER MARGAUX	Meylan	2003	10.7	12.9	11.6	12.3	47.5
4	MALLEVAL LAURA	Loriol	2001	10.6	11.6	12.9	11.9	47.0
5	MOINE CLARA	Loriol	2006	11.1	11.9	12.1	11.8	46.9
	PION LOU	Loriol	2004	11.1	12.4	12.5	10.9	46.9
7	SLAWSKI EMMA	Lyon	2001	10.3	12.7	11.9	11.8	46.7
8	HERBAUT ELISA	Rhodia club	2004	10.7	12.2	11.2	12.3	46.4
9	MAGAT CLARA	Chaponnay	2001	10.4	12.3	11.7	11.8	46.2
10	CHAUSSINAND LISA	Rhodia club	2001	10.8	11.5	11.9	11.9	46.1
	VERCHERE TIFFANY	Gardanne	2001	10.6	12.0	11.9	11.6	46.1
12	LEVERNEY MALYA	Rhodia club	2002	11.0	11.6	10.9	12.5	46.0
13	NEMOZ AMBRE	Rhodia club	2002	10.7	11.9	11.8	11.5	45.9
14	BRESOLIN JOY	Loriol	2005	11.1	12.3	9.9	12.3	45.6
15	ATALLAH MARILYSE	Rhodia club	1999	11.0	11.6	11.2	11.7	45.5
	DALLA COSTA LUNA	Belleville sur saone	2002	10.4	12.2	11.8	11.1	45.5
17	WAGEMANS ALBANE	Meylan	2003	10.9	11.4	11.2	11.7	45.2
18	LEFEVRE AXELLE	Vaugneray	2002	11.0	11.1	11.8	11.2	45.1
	MAGAT ANNA-ROSE	Chaponnay	2003	10.7	12.1	11.1	11.2	45.1
20	BOYER AUREORE	Meylan	2003	10.1	12.2	11.6	11.0	44.9
21	ARLAUD LAURA	Vaugneray	2002	10.6	11.4	12.3	10.5	44.8
22	POULAT MAELISS	Belleville sur saone	2003	10.3	11.3	11.7	11.4	44.7
	DONAZZOLO LAURA	Chaponnay	2001	9.8	12.1	11.3	11.5	44.7
24	DUPRE ELISE	Lyon	2000	10.3	12.8	11.5	10.0	44.6
25	BRANDON MARIE	Gardanne	2001	10.3	11.5	11.6	11.0	44.4
26	GARAGNON JOHANNA	Loriol	2006	11.0	10.4	11.0	11.9	44.3
27	CZINKOCZKY DORA	Meylan	2003	9.7	10.9	12.2	11.3	44.1
28	GUETH LUCIE	Belleville sur saone	2002	10.4	9.9	11.6	12.1	44.0
	JEMELEDINE SARAH	Lyon	2001	10.4	10.8	11.1	11.7	44.0
30	DARGOT EMMA	Belleville sur saone	2002	10.9	10.9	11.6	10.1	43.5
31	SCICCHITANO EMMA	Gardanne	2000	10.2	10.0	11.7	11.3	43.2
32	JAMBON OLAYA	Lyon	2001	9.5	11.1	11.2	10.0	41.8
33	DORMONT CHARLOTTE	Gardanne	2003	10.7	10.3	9.2	11.4	41.6
34	CHARVOZ MARINE	Chaponnay	2001	10.4	8.5	10.5	11.8	41.2
35	MORRISON ALYCIA	Belleville sur saone	2003	9.9	9.8	11.3	9.2	40.2




36	LANCERY LOLA	Gardanne	1999	10.2	10.8	10.2	8.7	39.9
37	CHASTAGNER SERVANE	Lyon	1999	0.0	12.1	10.1	9.5	31.7
38	LEFEVRE CAROLINE	Vaugneray	2002	0.0	10.6	10.2	9.8	30.6
39	CHENAT SAMANTHA	Vaugneray	2002	0.0	0.0	0.0	0.0	0.0
	DELECROIX JULIA	Chaponnay	2000	0.0	0.0	0.0	0.0	0.0

2. FEMININ NIVEAU6 11-18 ans . SA_DA (individuels)

2.1. Résultats par équipes

	Equipe	Club					Total
1	Romans	26--avenir de romans	44.1	44.5	43.6	44.4	176.6
2	Le chambon feugerolle	42--La liberte le chambon feugerolle	44.5	43.7	44.1	43.5	175.8
3	Bourg St Maurice	73--Bsm gym bourg st maurice	42.9	44.5	43.0	44.2	174.6
4	Bron	69--Amicale Laïque de Bron	43.1	41.5	42.8	41.5	168.9
5	Marseille Montredon	13--Association Gymnique Montredon	44.0	38.2	43.5	42.9	168.6
6	Albens	73--Union gymnique albens	43.3	41.3	41.8	42.1	168.5
7	Trets 1	13--Gymnastique sportive tretsoise	42.9	39.7	41.6	40.5	164.7
8	Pont de claix	38--Pont de claix amicale gymnique	43.0	34.5	43.5	42.0	163.0
9	Trets 2	13--Gymnastique sportive tretsoise	43.0	39.9	40.3	39.5	162.7
10	Allex	26--Section gymnique allex	39.5	40.4	40.9	41.6	162.4
11	Marcy charbonnières	69--As marcy-charbonnières	40.6	38.6	41.3	40.6	161.1
12	Etoile beaujolaise	69--Etoile beaujolaise	43.7	37.5	38.6	39.3	159.1

2.2. Résultats individuels

	Gymnaste	Equipe	Annee					Total
1	PICCOLO COLINE	Le chambon feugerolle	2003	11.3	11.4	11.4	11.1	45.2
2	SERGIENKO AGATHE	Romans	2004	11.2	11.2	11.2	11.1	44.7
3	DHANDA WILLOW	Bourg St Maurice	2003	10.2	11.2	11.2	11.0	43.6
	DINIS MAELYS	Romans	2006	11.2	11.1	10.3	11.0	43.6
5	COLLIN CELIA	Pont de claix	2003	10.8	10.2	11.4	11.0	43.4
	ESSERSI NAWEL	Romans	2004	10.6	10.8	11.2	10.8	43.4
7	IMBERT LOLA	Bourg St Maurice	2002	10.7	11.2	10.1	11.3	43.3
8	BONGUE MONIQUE	Le chambon feugerolle	2002	10.2	10.6	11.3	11.0	43.1
	BERNIER MARIE	Bourg St Maurice	2000	10.7	10.6	11.0	10.8	43.1
10	STIHPASEUTH EMMA	Romans	2005	10.9	11.4	9.7	11.0	43.0
11	EPALLE ENOLA	Le chambon feugerolle	2002	11.2	10.1	10.7	10.9	42.9
	DELOBEL MORGANE	Albens	2006	10.9	10.0	11.1	10.9	42.9
	BELLEGARDE ORNELLA	Romans	2000	10.6	10.1	10.9	11.3	42.9
14	DERICQUE OPHELIE	Albens	2005	11.2	10.2	10.5	10.9	42.8
15	BOUCHET LYDIE	Le chambon feugerolle	2005	11.1	10.9	10.7	10.0	42.7
16	DERPARSEGHIAN MALOU	Romans	2002	10.8	10.7	10.2	10.9	42.6
17	SOLANS JULIE	Pont de claix	2003	11.0	10.5	10.5	10.5	42.5
18	LUCAS ZOE	Marseille Montredon	2001	10.9	9.4	10.9	11.2	42.4
	PALOMBA LILOU	Bourg St Maurice	2003	11.1	11.2	9.2	10.9	42.4
20	CAILLAT AYLIN	Etoile beaujolaise	2006	10.9	10.5	10.9	10.0	42.3
21	TEYSSIER EMMA	Bron	2003	10.8	10.5	10.5	10.4	42.2
22	GOMBERT CYANNE	Marseille Montredon	2002	11.0	9.8	10.6	10.7	42.1
23	AGOSTA EMMA	Trets 2	2003	10.6	10.1	11.1	10.1	41.9
24	MATHLOUDI MYRIAM	Trets 1	2001	11.3	9.0	11.3	10.1	41.7

	BENSAKHRIA CHERINE	Marseille Montredon	2006	11.1	9.5	10.6	10.5	41.7
	DA SILVA LAUREN	Marseille Montredon	2006	10.3	9.5	11.4	10.5	41.7
	BESANÇON-MATILE LEA	Bron	1999	11.2	9.4	10.4	10.7	41.7
	FREY MAEVA	Bron	2005	10.5	10.3	10.9	10.0	41.7
29	BELHOUT LOUISA	Bron	2003	9.5	10.6	11.0	10.4	41.5
30	NEEL JULIA	Marcy charbonnières	2006	11.1	9.6	9.9	10.5	41.1
31	RACHEDI GALA	Trets 2	2005	10.7	10.2	9.8	10.3	41.0
32	POIRIER SALOME	Trets 1	2003	10.4	10.3	10.3	9.9	40.9
	RASPAIL ELINA	Alex	2002	9.5	10.0	11.3	10.1	40.9
	SARDA LOU	Albens	2002	10.4	10.4	10.2	9.9	40.9
35	BOULARD CLARA	Alex	2004	10.0	10.5	9.7	10.5	40.7
36	AURAND LISA	Bron	2000	10.6	10.1	10.0	9.8	40.5
	CARRIER MALORIE	Albens	2001	9.9	10.7	10.0	9.9	40.5
	CROZIER NIMA	Bourg St Maurice	2004	10.4	10.9	8.6	10.6	40.5
39	HUFSCMITT LILOU	Trets 1	2001	10.7	9.7	9.9	10.1	40.4
	HOANG MARIE	Trets 2	2005	11.0	10.5	9.3	9.6	40.4
41	RESSOUCHE EMMA	Marcy charbonnières	2001	9.6	9.7	11.0	9.9	40.2
	MACEDO RITA	Trets 1	2002	10.2	10.7	8.9	10.4	40.2
	RAJAUD LOLA	Etoile beaujolaise	2006	11.2	8.1	10.2	10.7	40.2
	VERDA AMANDINE	Alex	2003	10.2	9.6	9.8	10.6	40.2
45	BOYER LAURIANNE	Le chambon feugerolle	2003	10.9	9.9	9.0	10.3	40.1
46	DE TARLE OLYMPE	Marcy charbonnières	2001	10.2	9.9	9.7	10.2	40.0
	ALONSO ROMANE	Alex	2002	9.6	10.3	9.9	10.2	40.0
48	MARGUIN JADE	Etoile beaujolaise	2006	11.0	10.2	9.0	9.1	39.3
49	LELEUX CHARLOTTE	Pont de claix	2002	10.0	7.5	10.9	10.5	38.9
50	MOULUN ZOE	Albens	2001	10.8	8.6	9.0	10.4	38.8
51	COTTIN TEA	Marcy charbonnières	2001	9.7	9.0	9.9	10.0	38.6
52	AUBRIEUX ASTREE	Trets 2	2004	10.7	9.1	9.7	8.9	38.4
53	FERRETTO ROMANE	Trets 2	2003	10.4	8.7	9.5	9.5	38.1
54	AMRANI NAWEL	Marseille Montredon	2001	11.0	8.4	8.7	9.9	38.0
55	BERLUREAU LUCIE	Trets 1	2003	10.5	8.2	10.1	9.1	37.9
56	SCOTTI LUDYVINE	Trets 2	2002	10.5	8.2	9.7	9.2	37.6
57	SCHWARCZER ZOE	Marcy charbonnières	2005	8.1	9.4	10.1	9.9	37.5
	MARTINET NINA	Pont de claix	2005	11.2	5.6	10.7	10.0	37.5
59	DURAND YAELE	Etoile beaujolaise	2006	10.6	8.7	8.5	9.2	37.0
	MARION LOLA	Alex	2002	9.7	7.1	9.9	10.3	37.0
61	LARACINE LIV	Bron	2006	10.0	8.4	8.8	9.0	36.2
62	FLORES FANNY	Etoile beaujolaise	2005	10.6	7.2	8.5	9.4	35.7
63	GONARD AMEL	Albens	2003	9.5	7.7	9.8	8.6	35.6
64	BAUDEUF CHLOE	Pont de claix	2005	9.5	6.3	10.0	9.7	35.5
65	BERGER ALEXIANE	Le chambon feugerolle	2004	0.0	10.8	10.7	10.5	32.0
66	BERARD JUSTINE	Bourg St Maurice	2002	0.0	9.9	10.7	11.0	31.6
67	GEORDY VALENTINE	Marcy charbonnières	2001	9.4	0.0	10.3	9.1	28.8
68	CREN LOLA	Etoile beaujolaise	2005	0.0	6.1	8.5	4.9	19.5
69	LOMBARD MATHILDE	Trets 1	2002	0.0	0.0	0.0	0.0	0.0
	STORERO ROMANE	Marseille Montredon	2006	0.0	0.0	0.0	0.0	0.0
	MAUGARD CLARA	Alex	2001	0.0	0.0	0.0	0.0	0.0
	BELKHADEM LILIA	Pont de claix	2001	0.0	0.0	0.0	0.0	0.0

Résultats de la compétition
Demi-finales nationales G2 UFOLEP
Chaponnay et Saint-Priest
19 et 20 mai 2018

1. FEMININ NIVEAU7 11 + . SA_DA (individuels)

1.1. Résultats par équipes

	Equipe	Club					Total
1	Crest	26--Us crétoise gymnastique	41.4	41.1	42.5	42.0	167.0
2	Trets 2	13--Gymnastique sportive tretsoise	39.0	41.5	42.2	41.9	164.6
3	Cuisery	69--ESPACE GYM CUISERY	38.7	41.9	42.3	40.4	163.3
4	Villeurbanne ASL	69--A.S.L.Gratte-Ciel	38.9	39.6	41.8	42.7	163.0
5	Bourg St Maurice	73--Bsm gym bourg st maurice	38.1	40.1	41.4	43.0	162.6
6	Romans	26--avenir de romans	39.3	40.4	40.7	41.7	162.1
7	Crolles	38--Gym et rythme crolles	37.9	41.3	40.5	41.0	160.7
8	Aubagne Gym	13--Aubagne gym	38.1	37.8	41.7	42.1	159.7
9	St Quentin Fallavier	38--St Quentin Fallavier	36.6	38.6	42.0	42.1	159.3
10	Loriol	26--Groupe omnisports loriolais (gol)	38.2	37.8	39.7	40.9	156.6
11	Gerland Mouche	69--A. L. gerland mouche	37.1	38.1	41.9	39.4	156.5
12	Diémoise	38--GYM DIEMOISE	37.0	36.9	40.5	42.0	156.4
13	Allex	26--Section gymnique allex	36.5	38.9	39.4	41.0	155.8
14	Moirans	38--CLUB GYM MOIRANNAIS	34.7	40.3	39.7	40.4	155.1
15	St just st rambert	42--Fjep st-just st-rambert	38.3	38.2	39.7	37.6	153.8
16	Roquefort la bedoule	13--Ail roquefort la bedoule	37.3	36.0	38.8	38.3	150.4

1.2. Résultats individuels

	Gymnaste	Equipe	Annee					Total
1	MAZARD SACHA	Crest	1999	10.5	10.4	10.6	10.7	42.2
2	ROUABAH ELIA	Crest	2005	10.8	10.8	10.7	9.5	41.8
3	JACOB EWL	Cuisery	2005	9.7	10.6	10.7	10.7	41.7
4	BONNIN EVA	Trets 2	2005	9.5	10.6	10.8	10.7	41.6
	VITALLY EMMANUELLE	Crolles	1984	9.9	10.8	10.9	10.0	41.6
6	BARET ELEONORE	Trets 2	2002	9.9	10.7	10.4	10.4	41.4
7	SCHINTU STELLA	Aubagne Gym	2001	9.5	10.2	10.7	10.9	41.3
8	VITRY MORGANE	Diémoise	2006	9.8	10.0	10.6	10.6	41.0
	EUVRARD LOUANE	Romans	2005	10.3	10.5	10.5	9.7	41.0
10	PONTON EMY	Crest	2005	10.3	10.3	9.9	10.4	40.9
11	PERNOT NOEMIE	Trets 2	2001	9.7	10.0	10.6	10.5	40.8
12	FREIRE CHARLENE	Gerland Mouche	2002	9.6	10.0	10.8	10.3	40.7
	VIVANT SARAH	Cuisery	2006	9.5	10.4	10.6	10.2	40.7
14	PERRAT SEGOLENE	Villeurbanne ASL	2002	10.0	8.6	11.1	10.9	40.6
	EMERY NINA	Bourg St Maurice	2004	9.4	10.0	10.4	10.8	40.6
16	BELKHADRIA FIRDAWS	Villeurbanne ASL	2005	9.4	10.3	10.2	10.6	40.5
	BISIAUX BLANCHE	Bourg St Maurice	2005	9.7	10.1	10.2	10.5	40.5
18	MACRON JASMINE	Loriol	2001	9.4	10.7	9.8	10.5	40.4
	DUMONT CAMILLE	Cuisery	2004	9.5	10.7	10.3	9.9	40.4
20	LECHALIER CAMILLE	Trets 2	2005	9.8	10.1	10.4	10.0	40.3
	JOUSSE LEA	Crest	2004	9.8	9.6	10.5	10.4	40.3
	THIBAUT LOUISE	Bourg St Maurice	2005	9.8	8.8	10.5	11.2	40.3
23	FOURNIER ORIANE	Trets 2	2003	9.6	10.1	10.2	10.3	40.2

	MOREY ANAELLE	St quentin fallavier	2000	9.3	9.7	10.5	10.7	40.2
25	MEYER CLARA	Villeurbanne ASL	2001	9.7	9.6	10.2	10.5	40.0
	DUSSERRE FLAVIE	Cuisery	2004	10.0	10.0	10.4	9.6	40.0
	ROCHE LISON	Romans	2003	9.3	10.1	10.2	10.4	40.0
28	CHAZELLE MANON	Crolles	2005	9.5	10.2	9.6	10.6	39.9
	PELISSIER ALEXIA	Aubagne Gym	2003	9.5	9.5	10.4	10.5	39.9
30	BRET ELISE	Alex	2004	9.1	10.1	10.3	10.3	39.8
	BLACHE MAYLIS	Moirans	2003	8.9	10.4	10.6	9.9	39.8
32	JOURJON CASSANDRA	St just st rambert	2004	9.7	10.1	10.6	9.3	39.7
	PIGEONNAT MEIJE	Crolles	2002	8.8	10.4	10.0	10.5	39.7
	THOMAS CHLOE	Romans	2004	10.2	9.5	9.7	10.3	39.7
35	LADREYT LENA	Loriol	2004	9.4	9.5	10.4	10.3	39.6
	BRUSTOLIN LÉANA	Crest	2004	9.1	9.3	10.7	10.5	39.6
	DEGAUDEZ MARINE	Bourg St Maurice	2004	9.0	10.4	10.1	10.1	39.6
38	DUREL MARIE	Gerland Mouche	2000	9.5	9.8	10.2	10.0	39.5
	BOREL ILONA	Diémoise	2005	9.4	9.7	10.1	10.3	39.5
	TOURON CLARA	Romans	2001	9.3	10.1	9.8	10.3	39.5
41	BELLIARDO CELIA	Aubagne Gym	2003	9.4	8.9	10.5	10.6	39.4
	GRANJON EVA	St quentin fallavier	2001	8.8	9.7	10.3	10.6	39.4
43	DARRIGO JESSICA	Aubagne Gym	1996	9.7	9.2	10.1	10.1	39.1
	COLIN AURELIE	Moirans	2003	8.6	10.1	10.2	10.2	39.1
	MOUSSEUX PEMA	Bourg St Maurice	2004	9.2	9.6	9.8	10.5	39.1
	BOSMORIN LUCIE	Diémoise	2006	9.0	9.8	9.8	10.5	39.1
47	AISA ALEXANDRA SACHA	Bourg St Maurice	2004	8.7	9.5	10.3	10.5	39.0
	RAMIREZ EMMA	St quentin fallavier	2001	8.8	9.7	10.4	10.1	39.0
49	VELHO AGATHE	Villeurbanne ASL	2004	9.8	9.7	10.2	9.2	38.9
	VANPEVENAGE CAMILLE	Cuisery	2006	9.5	10.2	10.5	8.7	38.9
51	JAMART JULIE	Gerland Mouche	2002	9.1	9.7	10.4	9.6	38.8
52	ZANCANARO LEA	Loriol	2004	9.4	9.6	9.9	9.8	38.7
	GIRAUD PAULINE	Roquefort la bedoule	2005	9.5	10.0	10.0	9.2	38.7
	BROCHARD EMMA	Alex	2004	9.0	9.6	9.9	10.2	38.7
55	PICARD EVA	Villeurbanne ASL	2004	8.7	10.0	9.7	10.1	38.5
	GUICHARD ELODIE	Cuisery	2005	9.5	9.5	10.5	9.0	38.5
57	BARTHABURU JADE	Moirans	2002	8.5	9.8	10.1	9.9	38.3
	KLEIN EMMA	St quentin fallavier	2001	8.2	9.5	10.5	10.1	38.3
59	DEROUINEAU JULIA	St quentin fallavier	2004	9.7	8.9	9.2	10.4	38.2
60	MIZZI CLAIRE	Roquefort la bedoule	2004	9.5	9.3	9.6	9.7	38.1
	OLIVERO NINON	Alex	2003	9.4	9.4	9.2	10.1	38.1
	CHENEVIER AMANDINE	Romans	2001	9.5	8.1	10.1	10.4	38.1
63	CUSERNE NATACHA	Loriol	2006	10.0	8.0	9.6	10.3	37.9
64	PATRIARCA JULIETTE	Villeurbanne ASL	2003	8.7	8.0	10.3	10.7	37.7
65	NATALIZIO CAMILLE	St quentin fallavier	2001	7.7	8.9	10.6	10.4	37.6
66	VENTURA JEANNE	Roquefort la bedoule	2005	9.2	8.2	9.7	10.3	37.4
67	SCHRIQUI CAMILLE	Crolles	2006	9.5	9.9	8.6	9.3	37.3
68	FAUCHOT MANON	Alex	2002	8.4	9.8	9.2	9.8	37.2
69	BAIRRO SALOME	St just st rambert	2004	9.5	9.2	8.4	9.9	37.0
70	RUIZ LAURA	Moirans	2001	8.7	9.3	8.8	9.9	36.7
	TONG THI MEI	Moirans	2003	7.5	10.0	8.8	10.4	36.7
72	GERMAIN MADISSON	Trets 2	2002	8.6	9.1	9.6	9.3	36.6
73	BOULARD JESSICA	Alex	2001	9.0	7.2	9.9	10.4	36.5
74	MONTI VIOLETTE	Crolles	2003	9.0	8.2	9.3	9.9	36.4
75	VICENT LUCIE	Gerland Mouche	2003	8.8	8.1	9.9	9.5	36.3
76	VAUMOUSSE MAYA	Gerland Mouche	2002	8.9	7.6	10.2	9.5	36.2
	DIAS MARGOT	Roquefort la bedoule	2004	9.1	8.5	9.5	9.1	36.2
78	BRENDERS JULIE	Gerland Mouche	1999	8.8	8.6	10.5	8.1	36.0
	BOUCHET LEANE	St just st rambert	2005	9.8	7.7	10.2	8.3	36.0





	VILLEMAGNE CHLOE	St just st rambert	2004	9.3	9.2	9.1	8.4	36.0
	PILET MADELEINE	Diémoise	2004	8.8	7.2	9.6	10.4	36.0
82	BOCCACCIO MARIE SARAH	Diémoise	2006	8.4	7.4	10.0	10.0	35.8
83	FAURE ANAELLE	Alex	2003	9.0	8.1	9.3	9.1	35.5
84	MARTIN LEANE	Loriol	2006	8.8	7.6	9.5	9.5	35.4
	MAGNAT CAMILLE	Diémoise	2002	8.8	7.4	8.7	10.5	35.4
86	BOIRON CELIA	Loriol	2003	7.8	7.2	8.7	8.8	32.5
87	DURAND ANNA	Romans	2001	0.0	9.7	9.9	10.6	30.2
88	SCAIOLA EDMEE	St just st rambert	2004	0.0	9.7	9.8	10.0	29.5
89	CRUVES EMMA	Crolles	2004	8.1	0.0	10.0	9.6	27.7
90	GHREBA JADE	St just st rambert	2002	0.0	0.0	0.0	0.0	0.0
	MASSON OCÉANE	Crest	2002	0.0	0.0	0.0	0.0	0.0
	TESTOT EDEN	Aubagne Gym	2003	0.0	0.0	0.0	0.0	0.0
	CIPRIANO LAURA	Roquefort la bedoule	2004	0.0	0.0	0.0	0.0	0.0
	CAMPION MARGAUX	Moirans	2002	0.0	0.0	0.0	0.0	0.0

2. FEMININ NIVEAU4 11-15 ans . SA_DA (individuels)

2.1. Résultats par équipes

	Equipe	Club					Total
1	Gardanne	13--Gardanne	34.3	35.2	36.8	38.0	144.3
2	St Rambert d Albon	26--ASCR Gym	33.7	36.4	36.1	38.0	144.2
3	Anse	69--Jeunesse ansoise	34.2	36.0	35.7	37.7	143.6
4	Crolles	38--Gym et rythme crolles	33.0	37.2	34.7	35.6	140.5
5	Rhodia club	38--Rhodia-Club Gymnastique	33.2	35.5	34.2	37.5	140.4
6	Chaponnay 2	69--Chaponnay gym	32.6	36.1	34.7	36.2	139.6
7	Riorges 1	42--Olympique riorges gymnastique	31.9	37.5	35.1	34.9	139.4
8	Irigny	69--Amicale laique irigny	33.1	35.1	33.4	34.2	135.8

2.2. Résultats individuels




	Gymnaste	Equipe	Annee					Total
1	MADELON OCÉANE	St Rambert d Albon	2004	12.0	12.7	12.0	12.8	49.5
2	PONCET LILOU	Anse	2005	11.5	11.8	12.5	12.7	48.5
3	VANNUCCI CELIA	Gardanne	2003	11.9	11.9	11.7	12.9	48.4
4	RAVIER ALYSSA	Crolles	2005	11.0	12.3	12.3	12.1	47.7
5	PENFOLD INDY	Gardanne	2005	11.1	12.5	11.9	12.0	47.5
6	ENTRESANGLE FANELIE	St Rambert d Albon	2003	10.6	11.7	12.2	12.6	47.1
	COLLET SILHOE	Rhodia club	2002	11.0	11.8	11.4	12.9	47.1
	BARATIN MATHILDE	Gardanne	2006	11.2	10.8	12.5	12.6	47.1
9	BETTINGER HELENE	Chaponnay 2	2004	11.0	12.2	11.7	12.1	47.0
10	LE GARGAM CAMILLE	Anse	2005	11.4	12.0	10.9	12.6	46.9
	LEPELLETIER PERRINE	Crolles	2003	10.9	12.8	11.5	11.7	46.9
	VELARDO LILOU	Riorges 1	2005	10.5	12.8	12.4	11.2	46.9
13	CHEVALIER LOU	Anse	2005	10.8	11.8	12.3	11.9	46.8
14	BAROUX MANON	Rhodia club	2004	10.7	11.7	11.5	12.3	46.2
15	VUGLIANO EMA	Anse	2004	11.3	11.5	10.7	12.4	45.9
	BARRIER AURIANE	Riorges 1	2004	10.6	12.9	10.6	11.8	45.9
17	DUCHAMP EMMA	Irigny	2005	11.0	11.5	11.2	12.0	45.7
18	DE LA FOATA ROMANE	Anse	2005	11.3	12.2	10.0	12.1	45.6
19	BOST SYRIELLE	Riorges 1	2004	10.8	11.5	11.3	11.9	45.5
	MENNELLA LUCIE	Rhodia club	2003	11.1	12.0	11.3	11.1	45.5
21	BARDE ANAE	Chaponnay 2	2004	10.6	12.4	11.5	10.8	45.3
22	VAGOGNE JULIETTE	Chaponnay 2	2004	10.9	11.2	10.9	12.2	45.2
23	BRUYERE MARIE-ANAÏS	St Rambert d Albon	2004	10.3	10.2	11.9	12.6	45.0
	GUENARD LISON	Chaponnay 2	2003	10.1	11.5	11.5	11.9	45.0
	MERY LILOU	Gardanne	2006	10.5	10.4	11.6	12.5	45.0
26	DUCHAMP LEA	Irigny	2003	10.8	11.8	11.3	11.0	44.9
27	DONJON CLARA	Irigny	2005	11.3	11.3	10.9	11.2	44.7
28	LALLEMENT MAILYS	St Rambert d Albon	2004	11.1	12.0	9.2	12.3	44.6
29	PAQUIEN CHLOÉ	St Rambert d Albon	2004	10.2	11.3	11.0	11.9	44.4
30	BELGHADGI LEA	Gardanne	2005	11.2	8.4	12.4	12.1	44.1
31	BLASSIAU JULIE	Crolles	2004	10.6	10.8	10.9	11.5	43.8
32	SANCHEZ AUREANE	Irigny	2004	9.6	11.8	10.0	10.7	42.1
33	GESKOFF MAELLE	Rhodia club	2002	11.1	7.6	10.8	12.3	41.8

34	DELORME CALISTA	Riorges 1	2002	10.3	10.1	10.8	10.5	41.7
35	DESCHAMPS LOLA	Irigny	2004	10.2	11.2	10.5	9.5	41.4
	GUIRAL MADIGANE	Crolles	2003	11.1	8.2	10.3	11.8	41.4
37	DELECROIX ROMANE	Chaponnay 2	2002	10.7	7.9	9.9	11.1	39.6
38	MONDELIN LENA	Riorges 1	2003	0.0	11.8	11.4	0.0	23.2
39	RUBATAT MAELINE	Crolles	2004	0.0	12.1	10.1	0.0	22.2

Résultats de la compétition
Demi-finales nationales G2 UFOLEP
Chaponnay et Saint-Priest
19 et 20 mai 2018

2. MASCULIN NIVEAU4 11 + . SA_DA (individuels)

2.1. Résultats par équipes







	Equipe	Club							Total
1	Domène	38--Etoile sportive doménoise	37.7	34.5	36.0	33.3	37.5	32.8	211.8
2	Gardanne	Gardanne	37.3	30.9	36.3	35.8	38.4	32.7	211.4
3	Tullins	38--La Vaillante de Tullins	36.0	33.1	34.2	32.6	37.6	30.3	203.8
4	Givors	69--Independante givors	31.5	25.7	26.7	31.5	34.2	18.7	168.3

2.2. Résultats individuels







	Gymnaste	Equipe	Année							Total
1	URSINI BENOIT	Domène	1995	12.9	11.6	11.9	11.1	12.7	11.1	71.3
2	PRADEL ROBIN	Tullins	1996	12.8	11.6	11.5	11.1	13.0	10.8	70.8
	PAPIN NICOLAS	Gardanne	1996	12.1	10.7	12.6	12.5	12.1	10.8	70.8
4	DESHIERE ROMAIN	Domène	1984	12.8	11.5	10.7	11.0	12.6	11.8	70.4
5	GIRAULT CLEMENT	Gardanne	2001	12.6	9.0	10.9	12.1	13.1	12.2	69.9
6	DUONG ALEXIS	Gardanne	2001	12.6	11.2	12.5	11.2	12.6	9.7	69.8
7	DUBUS MAEL	Tullins	1999	11.1	11.3	11.4	10.5	12.8	9.6	66.7
8	GIRY LUCAS	Tullins	2000	12.1	10.2	11.3	11.0	11.8	9.9	66.3
9	TARRAJAT ALEXANDRE	Domène	2000	12.0	8.5	12.0	11.1	12.1	9.9	65.6
10	ROBERT LOIC	Givors	2000	11.5	9.4	11.4	10.9	12.8	9.1	65.1
11	LEPINAY MATTEO	Domène	2001	11.6	9.8	12.1	11.1	12.0	6.8	63.4
12	TONETTI MAEL	Gardanne	2001	12.0	7.3	11.2	10.7	11.7	9.3	62.2
13	MALTESE JORDAN	Givors	1991	11.2	9.2	10.1	10.7	11.5	9.4	62.1
14	AMOUREUX ROMAIN	Domène	2002	9.2	11.4	9.7	10.1	12.2	9.1	61.7
15	BRAMATI ERIC	Gardanne	1998	11.3	7.2	9.0	10.8	12.7	8.4	59.4
16	BAJAT MATHIS	Tullins	2000	10.8	5.9	8.6	10.1	11.4	0.0	46.8
17	PERRIER PIERRE	Givors	2003	8.8	7.1	5.2	9.9	9.9	0.2	41.1
18	JAMONAC MATTHIAS	Tullins	1996	0.0	0.0	0.0	0.0	0.0	0.0	0.0

3. MASCULIN NIVEAU2 11 + . SA_DA (individuels)

3.1. Résultats par équipes







	Equipe	Club							Total
1	Rhodia club	38--Rhodia-Club Gymnastique	37.0	31.7	38.3	37.0	40.2	34.7	218.9
2	Jonage	69--E.s.j gymnastique artistique	37.8	32.2	37.9	37.8	37.1	35.1	217.9
3	Pont de Beauvoisin	38--La Sentinelle	34.3	27.1	33.1	35.8	33.3	31.9	195.5

3.2. Résultats individuels







	Gymnaste	Equipe	Anne e							Total
1	QUIBLIER FRANCOIS	Rhodia club	1993	14.2	12.4	13.7	12.5	14.3	13.3	80.4
2	GIUFFRIDA GUILLAUME	Jonage	1994	12.6	12.8	13.9	12.6	14.5	12.9	79.3
3	LEREDOTTE RAPHAEL	Jonage	2001	13.1	9.7	13.2	12.9	13.5	12.8	75.2
4	PEREZ KEVIN	Rhodia club	1994	11.6	9.6	13.5	12.9	12.7	10.0	70.3
5	LEVICONTE EVANN	Pont de Beauvoisin	2002	12.1	10.9	11.1	12.5	11.5	10.4	68.5
6	AFANASSIEFF AXEL	Rhodia club	2000	11.2	9.7	11.1	11.6	13.2	11.4	68.2
7	CHOIRAT REMI	Pont de Beauvoisin	1999	12.2	7.8	10.8	11.4	11.6	10.6	64.4
8	BIMMEL LUC	Pont de Beauvoisin	1998	10.0	8.4	11.2	11.9	10.2	10.9	62.6
9	LOPEZ THOMAS	Jonage	2000	9.8	9.7	9.4	12.2	9.1	9.4	59.6
10	BROTEL TRISTAN	Jonage	1995	12.1	9.7	10.8	12.3	8.9	0.0	53.8
11	HUMBERT THIBAUD	Pont de Beauvoisin	1999	0.0	6.1	9.6	10.9	10.0	8.8	45.4
12	CLOPET ANTONIN	Rhodia club	1996	0.0	0.0	0.0	0.0	0.0	0.0	0.0

4. MASCULIN NIVEAU4 11-18 ans . SA_DA (individuels)

4.1. Résultats par équipes

	Equipe	Club							Total
1	Rhodia club	38--Rhodia-Club Gymnastique	36.7	36.4	37.5	35.5	39.0	34.5	219.6
2	Crolles	38--Gym et rythme crolles	37.0	35.3	37.1	36.0	35.5	35.5	216.4
3	Riorges	42--Olympique riorges gymnastique	36.3	33.8	37.0	34.2	37.5	35.6	214.4
4	St just st rambert	42--Fjep st-just st- rambert	35.9	34.4	37.6	34.8	36.1	33.2	212.0
5	St Priest	69--Gymnique association saint priest	35.9	32.9	35.9	33.3	36.7	30.8	205.5
6	Pont de Beauvoisin	38--La Sentinelle	34.3	33.6	34.6	32.5	34.6	30.2	199.8
7	Bourg de Thizy	69--Enfants de la trambouze	33.3	33.0	36.0	32.9	35.8	28.4	199.4
8	Brindas	69--A.s.brindas	32.7	24.1	36.0	33.1	33.3	26.7	185.9







4.2. Résultats individuels

	Gymnaste	Equipe	Anne e							Total
1	AFANASSIEFF TITOUAN	Rhodia club	2002	12.8	12.3	12.7	12.2	13.1	12.6	75.7
2	CLARET HUGO	Crolles	2002	12.5	12.2	12.5	11.4	12.6	12.2	73.4
3	DERUDET ROMAIN	St just st rambert	2001	11.7	11.8	12.9	11.7	12.6	12.3	73.0
	BAGA LUDOVIC	Crolles	2003	12.1	11.7	12.2	12.4	12.4	12.2	73.0
5	BLANCHET JULIAN	Riorges	2003	11.7	12.1	12.4	11.1	12.9	11.9	72.1
6	NERI REYTCY	Riorges	2004	12.6	10.1	12.5	12.1	12.3	12.4	72.0
7	DUMAS GAETAN	Rhodia club	2003	12.0	12.0	12.3	12.4	12.8	9.6	71.1
	LAURIOL CORENTIN	Rhodia club	2002	11.6	12.1	12.1	10.9	12.5	11.9	71.1
9	PILLONETTO PIERRE	St Priest	2003	12.2	11.5	12.4	11.0	12.6	11.3	71.0
10	CHESNAIS LOAN	Pont de Beauvoisin	2002	12.0	11.5	12.1	11.1	12.5	10.8	70.0
11	CHAVANON CHARLES	Riorges	2003	11.7	11.6	12.0	10.9	12.3	11.3	69.8
12	ARGAUD MATTHIEU	St just st rambert	2002	12.2	11.0	12.0	11.8	11.8	10.4	69.2
	DURAND CLEMENT	Rhodia club	2001	11.9	11.8	12.5	10.7	13.1	9.2	69.2
14	PINET SYLVAIN	Pont de Beauvoisin	2002	11.9	11.9	11.8	10.7	11.9	10.9	69.1
15	VILLETTELE MATTEO	Bourg de Thizy	2004	12.0	11.5	11.8	11.0	12.5	10.1	68.9
16	LONCKE NOE	Crolles	2005	11.3	11.2	12.4	11.8	10.5	11.1	68.3
17	CASCALES ADRIEN	St Priest	2000	11.7	10.8	11.7	10.7	13.0	9.9	67.8
18	BICARD EDDIE	St just st rambert	2000	12.0	11.3	12.7	11.3	11.7	8.3	67.3
19	BRUYERE ROBIN	St just st rambert	2002	10.8	11.3	11.7	11.0	11.6	10.5	66.9
20	CHERCHI LORENZO	St Priest	2001	12.0	10.4	11.8	11.5	11.1	9.6	66.4
21	OLLIERIC MATTHIS	Crolles	2003	12.4	11.0	9.8	11.8	9.8	10.3	65.1
22	CONSTANT VICTOR	Riorges	2002	12.0	10.1	12.1	11.0	9.5	10.2	64.9
23	DEMOLIERE LEO	Brindas	2002	11.9	9.2	12.4	11.3	9.8	10.0	64.6
24	GROUSELLE TOM	Bourg de Thizy	2004	9.8	10.4	11.5	10.5	11.4	9.7	63.3
25	PRIME MATTEO	Brindas	2002	10.8	7.8	12.4	10.9	12.1	8.3	62.3
26	MARCON MATHEO	Rhodia club	2004	11.3	9.4	11.8	10.7	8.8	10.0	62.0
27	PRADOS THOMAS	Crolles	2004	10.6	11.4	9.6	10.2	9.4	10.2	61.4
28	GROS BATISTE	Pont de Beauvoisin	2001	10.4	10.2	10.7	10.7	10.2	8.5	60.7
29	LALY NATHAN	Bourg de Thizy	2004	11.5	9.6	9.8	10.9	9.2	8.2	59.2
30	DEBEC HUGO	St Priest	2000	7.0	10.6	10.7	10.8	10.9	8.0	58.0







31	NEUVILLE PIERRE	Brindas	2003	10.0	7.1	9.8	10.9	11.4	8.4	57.6
32	BOUVIER MATHIEU	St Priest	2002	11.2	9.2	8.4	10.2	10.2	6.9	56.1
33	ARNAUD RENAN	Bourg de Thizy	2003	8.9	9.0	11.9	11.0	7.6	7.5	55.9
34	COMBAZ ANTOINE	Riorges	2004	11.7	9.8	10.9	10.6	8.4	0.9	52.3
35	POYET MATHIS	Brindas	2003	9.3	6.5	11.2	10.7	9.6	0.0	47.3
36	JOUANNADE LUCAS	Bourg de Thizy	2005	0.0	11.1	12.3	0.0	11.9	8.6	43.9
37	CHESNAIS MATHIS	Pont de Beauvoisin	2004	0.0	8.7	9.5	0.0	9.8	7.0	35.0
38	DUPUIS VINCENT	St just st rambert	2000	0.0	0.0	0.0	0.0	0.0	0.0	0.0
	OLIVE MARIO	Pont de Beauvoisin	2002	0.0	0.0	0.0	0.0	0.0	0.0	0.0
	VAIR-PIOVA ROBIN	Brindas	2000	0.0	0.0	0.0	0.0	0.0	0.0	0.0

5. MASCULIN NIVEAU6 11 + . SA_DA (individuels)

5.1. Résultats par équipes

	Equipe	Club							Total
1	Jonage	69--E.s.j gymnastique artistique	38.5	36.0	41.0	41.3	36.1	33.9	226.8

5.2. Résultats individuels

	Gymnaste	Equipe	Anne e							Total
1	GOURDON ANTOINE	Jonage	2003	10.4	9.4	10.7	10.5	9.9	10.2	61.1
2	LEMOINE LUCAS	Jonage	2006	9.4	9.2	10.5	10.2	10.2	9.4	58.9
3	CHOGNOT ELIOTT	Jonage	2004	9.6	9.0	10.6	10.5	9.4	9.4	58.5
4	VISCOGLIOSI ROMAIN	Jonage	2006	9.1	8.4	9.2	10.1	6.6	4.9	48.3

6. MASCULIN NIVEAU5 11 + . SA_DA (individuels)

6.1. Résultats par équipes

	Equipe	Club							Total
1	Voreppe	38--Vaillante de Voreppe	41.0	42.2	44.2	42.1	43.2	43.9	256.6
2	St Priest	69--Gymnique association saint priest	40.9	39.6	40.4	42.3	43.6	41.9	248.7
3	Gardanne	13--Gardanne	41.3	38.1	38.6	41.6	39.9	42.3	241.8
4	Charlieu	42--Amicale laïque charlieu	40.0	34.4	39.5	39.2	41.9	39.2	234.2
5	Tullins	38--La Vaillante de Tullins	39.4	34.0	35.3	41.2	42.5	39.7	232.1
6	Pont de claix	38--Pont de claix amicale gymnique	30.0	26.5	35.2	40.9	39.7	39.4	211.7

6.2. Résultats individuels

	Gymnaste	Equipe	Année							Total
1	LEBRETON QUENTIN	Voreppe	2005	10.3	11.4	11.2	11.0	11.0	11.1	66.0
2	SAN JOSE ETHAN	Pont de claix	2003	10.9	10.8	10.5	10.9	11.2	11.3	65.6
	MURARD IDRIS	Charlieu	2004	11.1	9.9	11.0	10.6	11.5	11.5	65.6
4	VINIOSA AXEL	Voreppe	2002	10.5	10.2	11.2	10.9	11.0	11.5	65.3
5	BOURDON ARTHUR	St Priest	2003	10.6	9.9	11.1	10.7	10.6	11.1	64.0
6	BARBER GREGORY	St Priest	2001	9.5	10.1	10.3	10.7	11.6	11.4	63.6
7	GABIER JULIEN	St Priest	2006	10.8	9.9	8.8	10.5	11.0	10.9	61.9
	AMARACHE ALLAN	Voreppe	2003	9.9	9.8	11.2	9.9	10.4	10.7	61.9
9	BERLAND BASTIEN	Charlieu	2000	10.6	8.8	10.7	10.6	10.3	10.6	61.6
10	PICHON THIBAUT	Tullins	1999	11.0	9.0	9.1	10.7	10.3	10.3	60.4
11	LARMINAT THEO	Gardanne	2005	10.1	8.7	10.4	10.9	9.7	10.0	59.8
12	LANCERY ROMAIN	Gardanne	2004	10.3	8.5	9.7	10.2	10.2	10.4	59.3
	ROUMANI LORIS	Gardanne	2006	10.1	9.5	9.1	10.2	9.6	10.8	59.3
14	GARCIA QUENTIN	Gardanne	2003	10.3	9.8	7.6	10.3	10.4	10.6	59.0
15	CARRIE EMILIE	Voreppe	2005	10.3	10.0	9.4	9.9	9.7	9.5	58.8
16	ROCCIA KELIAN	Gardanne	2005	10.3	9.4	9.4	9.8	8.9	10.5	58.3
17	MOLINA MATHIS	Gardanne	2004	10.4	9.4	9.1	9.7	9.2	10.4	58.2
18	MAZIN YAEL	Tullins	2002	9.5	8.4	8.8	10.6	10.7	10.1	58.1
19	D ARGENTRE BASTIEN	St Priest	2003	9.3	9.7	10.2	10.4	10.4	7.9	57.9
20	PIETROLONARDO ETHAN	Tullins	2002	9.6	8.8	8.1	8.8	11.2	9.9	56.4
21	TURPIN CHARRE RAPHAEL	Pont de claix	2006	9.4	8.1	9.2	9.3	10.5	9.2	55.7
22	MORIN CYRIL	Charlieu	2006	9.3	8.1	8.9	9.3	10.3	8.9	54.8
23	THAI MARTIN	Tullins	2004	9.3	7.8	9.3	9.9	10.3	8.1	54.7
24	OASSEL THIBAUT	St Priest	2005	10.0	9.4	6.6	9.6	10.3	8.5	54.4
25	CHEVALIER CLEMENT	Voreppe	1998	0.0	10.6	10.6	10.3	10.8	10.6	52.9
26	SIMEONE MATTEO	Charlieu	2004	9.0	7.6	8.9	8.5	9.5	8.2	51.7
27	BERLIOZ LATOUR ANTON	Pont de claix	2005	9.7	7.6	6.3	9.9	8.5	7.8	49.8
28	DE LEMOS ELIOT	Charlieu	2005	6.1	6.5	7.6	8.2	9.8	7.8	46.0
29	PHILIPPON MICKAEL	Charlieu	2005	7.2	5.6	6.7	8.7	8.5	7.0	43.7
30	MARION SERGUEI	Pont de claix	2004	0.0	0.0	9.2	10.8	9.5	11.1	40.6
31	DUBUS YOEN	Tullins	2003	0.0	0.0	0.0	10.0	0.0	9.4	19.4
32	BOUTONNIER SIMON	Pont de claix	2006	0.0	0.0	0.0	0.0	0.0	0.0	0.0







LAMBERT ADRIEN	Pont de claix	2000	0.0	0.0	0.0	0.0	0.0	0.0	0.0	0.0
HARDY MAXIME	Tullins	2004	0.0	0.0	0.0	0.0	0.0	0.0	0.0	0.0
DELOBELLE JEREMY	Voreppe	2000	0.0	0.0	0.0	0.0	0.0	0.0	0.0	0.0

7. MASCULIN NIVEAU1 11 + . SA_DA (individuels)

7.1. Résultats par équipes







	Equipe	Club							Total
1	Vaugneray	69--Union sportive de l'ouest lyonnais	28.2	29.0	27.8	38.4	23.5	29.6	176.5

7.2. Résultats individuels







	Gymnaste	Equipe	Anne e							Total
1	PONVIANNE PIERRE	Vaugneray	1993	10.4	8.7	13.0	12.5	10.9	9.0	64.5
2	RAMIREZ YOHANN	Vaugneray	1984	0.0	8.5	0.0	13.3	12.6	10.2	44.6
3	PONCIN EMERIC	Vaugneray	1991	0.0	11.8	14.8	0.0	0.0	10.4	37.0
4	URBANO ROMAIN	Vaugneray	1988	8.3	7.6	0.0	12.6	0.0	0.0	28.5
5	GAILLARD FLORENT	Vaugneray	1989	9.5	0.0	0.0	11.3	0.0	0.0	20.8

8. MASCULIN NIVEAU3 11-18 ans . SA_DA (individuels)

8.1. Résultats par équipes

	Equipe	Club							Total
1	St Genis les Ollières	69--Entente St genoise	35.8	30.6	31.0	33.6	37.5	27.8	196.3





8.2. Résultats individuels

	Gymnaste	Equipe	Anne e							Total
1	JOUSSE FOUCAULD	St Genis les Ollières	2001	12.1	10.5	11.9	11.3	12.8	9.9	68.5
2	GIZOLME MARTIN	St Genis les Ollières	2002	10.8	10.3	9.9	11.3	12.4	9.0	63.7
3	MOUILLET LEONARD	St Genis les Ollières	2000	9.4	9.8	9.2	10.9	12.3	8.9	60.5
4	DREUX JUSTIN	St Genis les Ollières	2001	12.9	8.1	5.8	11.0	12.3	7.8	57.9





Résultats de la compétition
Demi-finales nationales G2 UFOLEP
Chaponnay et Saint-Priest
19 et 20 mai 2018

1. FEMININ NIVEAU6 11-15 ans . SA_DA (individuels)

1.1. Résultats par équipes

	Equipe	Club					Total
1	Brindas 1	69--A.s.brindas	42.4	44.9	44.1	44.8	176.2
2	Brindas 2	69--A.s.brindas	41.0	45.8	43.3	44.3	174.4
3	Trets	13--Gymnastique sportive tretsoise	42.6	44.2	43.2	44.1	174.1
4	Cuisery	69--ESPACE GYM CUISERY	40.4	43.9	43.3	45.7	173.3
5	Bourg St Maurice	73--Bsm gym bourg st maurice	40.4	45.1	42.3	45.0	172.8
6	Gerland Mouche	69--A. L. gerland mouche	41.4	44.6	41.3	44.7	172.0
7	Anse	69--Jeunesse ansoise	41.2	44.1	40.8	45.4	171.5
8	Rhodia club	38--Rhodia-Club Gymnastique	41.4	44.0	39.8	44.9	170.1
9	Belleville sur saone	69--Gym club belleville beaujolais	39.0	44.4	42.9	43.7	170.0
10	Irigny	69--Amicale laique irigny	40.5	44.1	41.8	43.4	169.8
11	Villeurbanne	69--AL Cusset Gym	40.7	41.9	42.4	44.3	169.3
12	Limonest 2	69--A.S.C.J.L. Limonest	41.3	40.6	41.5	45.7	169.1
13	Lyon	69--PL Vilette Paul Bert	40.5	39.0	45.3	43.9	168.7
14	St Rambert d Albon	26--ASCR Gym	40.1	41.0	39.8	42.7	163.6
15	Le chambon feugerolle	42--La liberte le chambon feugerolle	37.3	40.1	39.7	44.4	161.5
16	Heyrieux	38--J.A.Heyrieux Gymnastique Sportive	27.4	38.2	39.0	42.0	146.6

1.2. Résultats individuels


	Gymnaste	Equipe	Annee					Total
1	DUGAIS LEA	Brindas 1	2005	11.1	11.2	11.6	11.7	45.6
2	SANTOS LEANE	Gerland Mouche	2006	10.6	11.4	11.3	11.5	44.8
	ROCHIGNEUX ALYSSIA	Brindas 1	2006	10.5	11.5	11.4	11.4	44.8
	ALBERT ARMELLE	Belleville sur saone	2005	10.2	11.7	11.5	11.4	44.8
5	MALJOURNAL LILY-ROSE	Anse	2004	10.2	11.6	10.9	11.3	44.0
	MANCONI GAVINO LAURYNE	Trets	2005	10.9	11.0	10.9	11.2	44.0
	JESUS CORALINE	Brindas 2	2003	10.3	11.6	11.0	11.1	44.0
8	COLLADO ELSA	Bourg St Maurice	2004	10.2	11.5	11.0	11.2	43.9
9	ROCHIGNEUX CORALIE	Brindas 2	2002	9.9	11.4	11.3	11.2	43.8
10	COUTANT CLEMENCE	Lyon	2002	10.1	10.7	11.5	11.4	43.7
11	LAN LOUANE	Trets	2005	10.5	11.2	10.7	11.0	43.4
12	ROBIN LUNA	Gerland Mouche	2003	10.2	11.5	10.4	11.2	43.3
	VIDAL SIRIANE	Villeurbanne	2005	10.4	10.9	10.7	11.3	43.3
14	DIOGO JUSTINE	Rhodia club	2005	10.0	11.0	10.8	11.4	43.2
	GOUTTE TYFFANIE	Rhodia club	2005	10.8	11.2	10.0	11.2	43.2
16	LECCA LEONIE	Cuisery	2004	10.0	11.0	10.7	11.4	43.1
17	MORIN CLEA	Irigny	2004	9.9	11.1	10.8	11.2	43.0
	MARTINEZ CHLOÉ	Brindas 2	2003	10.2	11.4	10.4	11.0	43.0
	GAUDIN ANNA	Belleville sur saone	2004	10.0	10.7	11.5	10.8	43.0
	SEIGNIER EMMA	Cuisery	2003	10.0	10.6	11.0	11.4	43.0
21	BOUVET JOSEPHINE	Trets	2005	10.1	10.8	11.1	10.9	42.9
	ARIZTEGUI LOU ANNE	Cuisery	2004	10.4	11.3	9.8	11.4	42.9
	ROBELET OCEANE	Cuisery	2003	10.0	11.0	10.4	11.5	42.9

24	APARICIO LIVIA	Trets	2005	10.7	11.0	10.1	10.9	42.7
	PAJETTA AURELIE	Brindas 2	2003	10.0	11.3	10.6	10.8	42.7
	ROUSSEAU MADRID	Limonest 2	2005	10.0	10.8	10.5	11.4	42.7
27	GARNIER ANAIS	Gerland Mouche	2006	10.6	11.1	9.7	11.2	42.6
28	MEYNAUD LOUISE	Limonest 2	2003	10.5	10.4	10.2	11.4	42.5
29	PASTUREAU FANNY	Trets	2006	10.5	11.0	9.9	11.0	42.4
30	TORRILHON JULIETTE	Irigny	2005	10.2	11.4	10.4	10.3	42.3
	LARUE LENA	Cuisery	2003	9.7	10.1	11.2	11.3	42.3
32	EGHA AGHE MAELYS	Heyrieux	2005	10.3	11.6	9.4	10.9	42.2
	SULPICE LOU	Lyon	2006	10.1	10.5	11.0	10.6	42.2
	CASHER AMELIA	Bourg St Maurice	2004	10.0	11.4	9.6	11.2	42.2
35	JARROSSON LAURE	Anse	2004	10.3	10.0	10.2	11.6	42.1
	THOMASSIER CARLA	Villeurbanne	2005	10.2	11.4	9.6	10.9	42.1
37	BREANT CLEO	Irigny	2002	9.8	10.6	10.9	10.7	42.0
	COURSODON LIV	Bourg St Maurice	2004	9.4	11.0	10.3	11.3	42.0
39	GOMICHOIN LEA	Limonest 2	2006	10.0	10.5	9.9	11.5	41.9
	BERNARD MARIE LOU	Cuisery	2004	10.0	10.6	9.9	11.4	41.9
41	BERTHON ROMANE	Le chambon feugerolle	2004	9.1	11.0	10.5	11.2	41.8
42	KOACHICHE JADE	St Rambert d Albon	2005	10.0	11.0	10.0	10.7	41.7
	BOUCHARD CLOTILDE	Brindas 1	2005	10.8	11.1	8.9	10.9	41.7
	BARDIN LENA	Lyon	2004	10.1	8.9	11.4	11.3	41.7
	ARPIN JULIETTE	Bourg St Maurice	2004	10.1	11.2	9.1	11.3	41.7
46	ZAIDI MELAAZ	Rhodia club	2003	10.2	11.0	9.4	10.9	41.5
47	DAVID CARLA	Gerland Mouche	2005	10.0	10.6	9.9	10.8	41.3
	RION CHARLOTTE	Limonest 2	2005	10.7	8.9	10.3	11.4	41.3
	JAMBON LEA	Belleville sur saone	2004	9.2	11.1	10.0	11.0	41.3
50	ECHAIB KAMELIA	Anse	2004	10.2	9.1	10.9	11.0	41.2
	LIARTE MANON	Rhodia club	2003	10.1	10.8	9.6	10.7	41.2
52	VITTOZ LEA	Rhodia club	2002	10.2	10.7	9.4	10.8	41.1
	CRETET MIAGKOFF PACIANA	Brindas 2	2003	10.3	11.4	8.5	10.9	41.1
	FENNICHE AMBRINE	Villeurbanne	2004	10.2	10.1	10.5	10.3	41.1
55	VALZER VALENTINE	St Rambert d Albon	2004	10.3	9.9	9.8	11.0	41.0
	CHOVIN LUDIVINE	Bourg St Maurice	2004	10.1	10.4	9.5	11.0	41.0
57	SAINT PAUL BEAL LILIA	Brindas 1	2006	10.0	10.8	9.5	10.5	40.8
	BUYLE-BODIN MATHILDA	Lyon	2006	10.2	8.9	11.1	10.6	40.8
59	MARTINEZ LEA	Brindas 1	2005	9.9	10.1	9.9	10.8	40.7
60	TEIXEIRA ORLANE	Anse	2005	10.3	11.2	8.2	10.9	40.6
	DOS SANTOS AMBRE	Le chambon feugerolle	2005	9.8	9.9	9.7	11.2	40.6
	VULLIEZ MADELINE	Brindas 2	2003	10.2	11.3	8.1	11.0	40.6
63	BRUNET CHLOÉ	St Rambert d Albon	2005	9.9	9.8	10.2	10.5	40.4
64	TERRIER MANON	Anse	2003	10.4	11.3	7.3	11.3	40.3
	CHAZELET JADE	Rhodia club	2006	10.2	9.6	9.1	11.4	40.3
66	FIGUET EVA	St Rambert d Albon	2004	9.9	9.9	9.8	10.5	40.1
	BENTIN INES	Limonest 2	2005	10.1	8.1	10.5	11.4	40.1
68	PARRA CHLOE	Heyrieux	2005	8.8	11.3	9.7	10.2	40.0
	POPESCU SONIA	Villeurbanne	2004	9.4	9.5	10.1	11.0	40.0
70	MOREL LISE	Irigny	2005	10.0	9.0	9.7	11.2	39.9
71	CHERVIER MELINE	Belleville sur saone	2004	9.2	10.9	9.9	9.7	39.7
72	CHABERT ALICIA	Irigny	2006	10.4	11.0	7.8	10.3	39.5
73	PENAZZI AMANDINE	Trets	2006	10.0	8.9	10.5	10.0	39.4
	TREILLON AMBRE	Belleville sur saone	2003	8.8	10.6	9.6	10.4	39.4
75	DARME LUCIE	Anse	2005	10.0	9.3	8.8	11.2	39.3
	PAUT MORGANE	Le chambon feugerolle	2005	9.3	9.9	9.5	10.6	39.3
77	CORRON JOUVELINE	Le chambon feugerolle	2004	9.1	8.6	10.0	11.4	39.1
78	SUBIGER MORGANE	Belleville sur saone	2005	9.6	8.7	9.6	10.5	38.4
79	WERNY LOUISE	Lyon	2004	9.1	8.6	10.4	10.1	38.2





80	VALERO LOLA	Gerland Mouche	2006	9.8	8.4	9.6	10.3	38.1
81	LITIM CECILIA	Villeurbanne	2002	9.5	9.4	8.5	10.3	37.7
82	REBOULET PERRINE	St Rambert d Albon	2005	8.7	10.2	8.1	10.4	37.4
83	GRAVOUIL SALOME	Lyon	2005	9.8	5.0	11.3	9.9	36.0
84	BUTHION ALICIA	St Rambert d Albon	2004	9.3	6.8	9.5	10.1	35.7
85	BOURNAY LEA	Heyrieux	2003	8.3	7.2	9.3	10.7	35.5
86	PETRA CASSANDRE	Le chambon feugerolle	2004	8.2	9.3	8.2	9.5	35.2
87	BERTHON LISA	Le chambon feugerolle	2002	7.9	8.5	8.2	9.8	34.4
88	CHINOUNE SARAH	Gerland Mouche	2005	9.0	8.8	5.9	10.2	33.9
89	BASTARD ILEANA	Bourg St Maurice	2004	10.0	0.0	11.4	10.9	32.3
90	HATCHABOURIAN LALY	Villeurbanne	2004	9.9	0.0	11.1	11.1	32.1
91	KUCA ALANIS	Heyrieux	2003	0.0	8.1	10.6	10.2	28.9
92	DESVEAUX-COLETTI CASSIE	Brindas 1	2005	0.0	11.1	11.2	0.0	22.3
93	LAFARGE LISA	Irigny	2002	0.0	0.0	0.0	0.0	0.0
	LHERBETTE LILLY	Heyrieux	2006	0.0	0.0	0.0	0.0	0.0
	CROZIER COLINE	Limonest 2	2003	0.0	0.0	0.0	0.0	0.0

2. FEMININ NIVEAU3 11 + . SA_DA (individuels)

2.1. Résultats par équipes

	Equipe	Club					Total
1	Romans	26--avenir de romans	34.8	38.6	38.2	38.0	149.6
2	Jonage	69--E.s.j gymnastique artistique	34.3	38.3	35.7	39.4	147.7
3	Gardanne	13--Gardanne	32.6	37.3	37.8	38.0	145.7
4	Anse	69--Jeunesse ansoise	32.9	36.3	37.5	37.0	143.7
5	Vaugneray	69--Union sportive de l'ouest lyonnais	33.0	36.9	35.9	37.7	143.5
6	St Genis les Ollières	69--Entente St genoise	33.1	36.4	36.2	35.9	141.6
7	Vénissieux	69--Cmo vénissieux	32.3	34.0	36.1	36.2	138.6
8	Amplepuis	69--La fraternelle	31.3	32.6	37.1	36.5	137.5
9	Boen AL	42--Amicale laiue de boen	32.7	34.5	34.6	35.3	137.1
10	Echirolles ALE	38--Echirolles Amicale Laique Gym	32.6	31.5	34.5	36.9	135.5
11	La tour du pin	38--L'alerte gymnastique la tour du pin	31.2	33.1	34.9	31.0	130.2
12	Riorges	42--Olympique riorges gymnastique	31.2	25.7	25.7	31.2	113.8

2.2. Résultats individuels





	Gymnaste	Equipe	Annee					Total
1	VIOSSAT JUSTINE	Romans	2004	11.8	13.2	13.0	13.0	51.0
2	MARTINEZ LEA	Gardanne	1995	10.8	13.4	13.3	13.4	50.9
3	LOUÉ JULIE	Jonage	1999	11.7	12.3	12.6	13.4	50.0
4	DE SOUSA FERREIRA CATHY	Jonage	1994	11.1	13.4	11.9	13.3	49.7
5	MARANO NINON	Boen AL	2001	11.3	12.1	12.7	12.6	48.7
	BADOR CHARLINE	Vaugneray	1992	10.9	12.7	12.2	12.9	48.7
7	MADINIER ABYGAELE	Anse	1998	10.7	12.7	12.3	12.4	48.1
	DEPALMA MAELLE	Echirolles ALE	1991	11.1	11.6	12.4	13.0	48.1
9	CURMI NOEMI	Vaugneray	1997	11.3	12.1	11.8	12.6	47.8
10	CANTALUPPI CLEMENTINE	Vénissieux	1998	10.6	12.8	11.9	12.2	47.5
11	FARJOT ILONA	Amplepuis	2005	10.8	11.6	12.5	12.5	47.4
	BOUASSE MARION	Gardanne	2002	10.9	12.5	12.4	11.6	47.4
13	VALETTE AUREORE	St Genis les Ollières	2000	11.1	12.7	12.0	11.5	47.3
14	ROUSSET ZOE	Romans	2002	11.8	10.9	12.3	12.2	47.2
15	CLOUVEL FANNY	Anse	2001	11.1	11.0	12.2	12.6	46.9
	JAUMONET MARIE	Jonage	1991	11.4	12.1	10.7	12.7	46.9
17	RAY JOHANNA	Anse	2000	10.3	11.9	13.0	11.5	46.7
18	SERVEAU MORGANE	Romans	1998	10.9	12.0	10.9	12.8	46.6
19	FAGOT REVURA JUSTINE	Romans	2004	11.2	11.1	12.5	11.6	46.4
20	DE CIANTIS LENA	Jonage	1999	11.2	12.6	10.9	11.6	46.3
21	LOMBARDO MATHILDE	Gardanne	1997	10.9	11.4	12.1	11.8	46.2
22	LOPEZCOEURDEVEY LISON	St Genis les Ollières	2003	11.1	10.2	12.2	12.2	45.7
23	BREHIN MARGAUX	Vaugneray	1991	10.8	11.6	11.0	12.2	45.6
24	FREMONT NOEMIE	St Genis les Ollières	1996	10.6	12.1	10.6	12.1	45.4
25	RUFFEL FIONA	St Genis les Ollières	2002	10.9	10.8	12.0	11.6	45.3
26	BOUSAHLA MYRIAM	Vénissieux	2001	10.6	10.8	11.6	12.2	45.2

27	HERAUD ALEXIA	Anse	2001	10.9	11.7	11.8	10.6	45.0
	HOUEL CHARLOTTE	Vénissieux	2001	10.9	10.4	11.9	11.8	45.0
29	ROLLAND CAMILLE	Echirolles ALE	1995	10.4	10.1	11.7	12.7	44.9
30	N GAGUE ANNE-LAURE	Amplepuis	2002	9.9	11.4	12.1	11.4	44.8
	JACOB CASSANDRA	Jonage	1999	11.2	10.7	11.2	11.7	44.8
32	DECLERIEUX OCEANE	Vaugneray	1997	10.8	9.6	11.9	11.7	44.0
	BALVAY LUCILE	St Genis les Ollières	1996	10.2	11.6	11.2	11.0	44.0
34	PERRET CHLOE	Amplepuis	1994	10.6	9.5	12.1	11.6	43.8
	DE PARSCAU VICTOIRE	La tour du pin	2002	10.5	12.0	10.2	11.1	43.8
36	VILLETTELLE MANON	Riorges	2000	11.0	11.6	9.5	10.1	42.2
37	DELAUCHE ANAMEE	Boen AL	2001	10.4	10.0	10.0	11.7	42.1
	LEFEBVRE SOLENE	Echirolles ALE	1995	10.7	9.8	10.4	11.2	42.1
39	QUILLE HARMONIE	La tour du pin	1989	10.2	11.3	12.0	8.4	41.9
	REYPIN LEONIE	La tour du pin	2002	10.5	9.8	11.5	10.1	41.9
41	MAURINES ROXANNE	Anse	1998	10.9	9.2	9.2	12.0	41.3
	COUDOUR EMILIE	Boen AL	1999	11.0	10.9	8.9	10.5	41.3
43	CASTALDO LAURA	Vénissieux	1998	9.9	8.9	12.3	10.1	41.2
44	KOHLER ENOLA	La tour du pin	2003	10.2	9.7	11.4	9.8	41.1
45	BARTHOLIN LUCILE	Boen AL	2000	10.2	8.3	11.3	11.0	40.8
46	BLANCO KARINE	Echirolles ALE	1991	10.8	9.2	9.7	10.6	40.3
47	ROUMANI SANDRA	Gardanne	1996	10.5	3.2	12.1	12.8	38.6
48	BLANCHET CELIA	Riorges	2000	10.7	9.6	7.2	10.2	37.7
49	ZUMARAN AURÉLIE	Romans	1985	10.7	13.4	12.7	0.0	36.8
50	GIRAUD EMMA	Amplepuis	2006	0.0	9.6	12.5	12.4	34.5
51	AUPLAT LEA	Riorges	2000	9.5	4.5	9.0	10.9	33.9
52	DJELIDA ALESSIA	Vénissieux	2003	10.8	10.3	11.5	0.0	32.6
53	ROUGE MANON	Echirolles ALE	1992	0.0	9.3	9.3	10.1	28.7
54	LE BERQUIER MATHILDE	Vaugneray	2001	0.0	12.1	10.7	0.0	22.8
55	GOUL JOHANNA	Boen AL	1983	0.0	11.5	10.6	0.0	22.1
56	PERRET CLEMENCE	Amplepuis	1997	0.0	0.0	0.0	0.0	0.0
	RABATEL JULIE	La tour du pin	1996	0.0	0.0	0.0	0.0	0.0
	GRANGE MATHILDE	Riorges	1998	0.0	0.0	0.0	0.0	0.0
	VIGANNE CHLOE	Riorges	2000	0.0	0.0	0.0	0.0	0.0





Résultats de la compétition
Demi-finales nationales G2 UFOLEP
Chaponnay et Saint-Priest
19 et 20 mai 2018

1. FEMININ NIVEAU1 11 + . SA_DA (individuels)

1.1. Résultats par équipes





	Equipe	Club					Total
1	Privas	7--Sc privas gym	34.3	33.1	39.5	38.9	145.8
2	Anse	69--Jeunesse ansoise	35.5	33.8	38.0	37.8	145.1
3	Loriol	26--Groupe omnisports loriolais (gol)	34.4	33.8	38.0	38.0	144.2
4	Villette d Anthon	69--Villette gym	34.6	31.6	36.0	40.1	142.3

1.2. Résultats individuels





	Gymnaste	Equipe	Annee					Total
1	QUINTANA CLOE	Privas	1999	12.2	11.7	13.7	14.0	51.6
2	CHUZEVILLE CLARA	Anse	2000	12.5	10.5	13.8	13.2	50.0
3	THEVENET LEA	Loriol	2000	11.4	12.8	13.2	12.5	49.9
4	TURPIN MAELLE	Anse	1994	11.1	13.6	11.9	11.8	48.4
	BERGER PRALY OCEANE	Loriol	2002	12.2	11.4	11.4	13.4	48.4
6	AGHADJANIAN EMMA	Villette d Anthon	2000	12.1	10.7	11.4	13.9	48.1
7	LACOMBE ENERYCE	Villette d Anthon	2004	10.4	10.1	12.9	14.1	47.5
8	AYRAUD PERRINE	Privas	1984	11.2	11.6	12.1	12.0	46.9
9	SOLINAS AMELIE *	Aix 1 (indiv) (indiv)	2005	11.0	11.7	13.2	10.1	46.0
10	ZEIMEN CORALIE	Anse	2000	11.9	9.7	11.9	12.4	45.9
11	BONNET MAELLE	Loriol	2002	10.8	9.6	12.9	12.1	45.4
12	MORTREUX SUZANNE	Anse	2000	10.8	9.6	12.3	12.2	44.9
13	DRAPIER LILY *	Aix 1 (indiv) (indiv)	2003	10.1	9.5	10.6	12.8	43.0
14	VASSAS ELEA	Privas	2001	10.8	7.7	11.2	12.0	41.7
15	BRIOT TESS	Privas	2001	10.9	0.0	13.0	12.6	36.5
16	GUIRON CELIA	Privas	2003	0.0	9.8	12.8	12.3	34.9
17	NGOUNOU PAULINE	Villette d Anthon	2003	11.7	10.8	0.0	12.1	34.6
18	GENETTE MANDY	Loriol	2001	10.3	0.0	11.9	12.1	34.3
19	NIERING LEA	Villette d Anthon	2000	10.8	10.0	11.7	0.0	32.5
20	REBUT CAMILLE	Anse	2000	0.0	0.0	0.0	0.0	0.0
	TARIFA ANOUK	Villette d Anthon	1999	0.0	0.0	0.0	0.0	0.0

2. FEMININ NIVEAU2 11 + . SA_DA (individuels)

2.1. Résultats par équipes

	Equipe	Club					Total
1	Crolles	38--Gym et rythme crolles	36.3	38.8	39.4	40.1	154.6
2	Irigny	69--Amicale laique irigny	36.2	38.4	37.3	39.6	151.5
3	Gardanne	13--Gardanne	36.0	36.5	38.8	39.6	150.9
4	La tour du pin	38--L'alerte gymnastique la tour du pin	35.5	36.4	37.2	40.1	149.2
5	Trets	13--Gymnastique sportive tretsoise	35.9	34.2	38.8	38.2	147.1
6	Crest	26--Us crétoise gymnastique	34.7	34.7	37.4	38.7	145.5
7	Riorges	42--Olympique riorges gymnastique	31.8	36.0	37.8	38.0	143.6
8	Chaponnay	69--Chaponnay gym	31.7	29.9	31.1	35.8	128.5





2.2. Résultats individuels

	Gymnaste	Equipe	Annee					Total
1	DOZON LOUNA	Trets	2003	13.9	13.2	13.4	13.9	54.4
2	DESVIGNES ANTHEA	La tour du pin	2003	12.5	13.2	13.2	13.3	52.2
3	REY EDEN	Irigny	2004	12.3	13.6	12.5	13.6	52.0
4	HORTIGUE MARION	Gardanne	2001	12.3	13.4	13.1	13.0	51.8
5	CUPANI MARINE	Crolles	1992	12.1	13.2	13.0	13.4	51.7
6	CHAMBERT ESTHER	Riorges	1993	11.6	12.5	12.7	13.2	50.0
7	ODIN LILOU	La tour du pin	2003	11.7	12.2	12.1	13.4	49.4
8	LESCUREUX TESS	Crolles	1997	12.1	12.5	11.9	12.8	49.3
	ROLLAND CELIE	Crest	2000	11.8	12.0	12.4	13.1	49.3
10	VIGNAL MANON	Crolles	1999	12.1	10.2	13.1	13.7	49.1
11	CHARMASSON MANON	Gardanne	1997	11.6	11.1	12.8	13.3	48.8
12	MOYNE PAULINE	Irigny	1998	12.2	13.1	11.2	12.2	48.7
13	RAFFAELLY ROXANNE	Gardanne	1999	12.1	12.0	11.7	12.8	48.6
14	LALAZ CLEMENCE	Crolles	2000	11.3	10.6	12.8	12.9	47.6
15	PYTEL YSEE *	St Priest 1 (indiv) (indiv)	2001	12.0	11.7	11.3	12.1	47.1
	SEON ZOE	Crest	2004	10.4	11.1	12.7	12.9	47.1
17	DESVIGNES LEA	La tour du pin	2000	11.3	10.4	11.9	13.4	47.0
	VANBECELAERE MANON	Irigny	1998	11.7	10.4	12.1	12.8	47.0
	BENOIT MARGO	Crest	2001	11.4	11.6	12.3	11.7	47.0
	POIGNANT MARION *	Savigny 1 (indiv) (indiv)	1989	10.5	11.3	12.4	12.8	47.0
21	FRASSETO SEVERINE	Gardanne	1994	11.2	9.1	12.9	13.3	46.5
22	JOUSSIER CAMILLE	Trets	1996	10.1	12.0	12.6	11.7	46.4
	SIMON MARIE	Riorges	1991	10.4	11.9	12.3	11.8	46.4
24	JUNAJDI VANESSA	Crest	2003	11.5	9.6	12.0	12.7	45.8
25	BONNIER MATHILDE	Irigny	1990	10.4	10.9	12.1	11.3	44.7
26	DICONNE ORIANA	Chaponnay	2005	10.7	10.2	11.2	12.2	44.3
27	ZENATTI - RANALDI MELISSA	Trets	1999	10.9	9.0	12.8	11.3	44.0
	DEHAME AURORE	Chaponnay	1996	10.7	10.1	11.6	11.6	44.0

29	STIVAL LUCIE	La tour du pin	2004	10.8	11.0	10.8	11.1	43.7
30	SOVIGNET MALLAURY	Trets	1999	11.0	8.4	11.2	12.6	43.2
31	VICHERD CANDICE	La tour du pin	1998	10.1	9.2	11.9	10.1	41.3
32	JEAN KASSANDRA	Chaponnay	2005	10.3	9.6	8.3	12.0	40.2
33	COUTURIER MANON	Trets	1998	11.0	7.1	9.9	11.4	39.4
	BERTRAND CLOE	Crolles	1999	0.0	13.1	13.3	13.0	39.4
35	PARIZOT AUDREY	Irigny	1996	0.0	11.7	12.7	13.2	37.6
36	THIBAUT MANON	Gardanne	1992	11.2	0.0	11.9	11.4	34.5
37	TOUREY ELEA	Riorges	1992	9.8	0.0	11.9	11.6	33.3
38	TOUREY AMBRINE	Riorges	1998	0.0	0.0	12.8	13.0	25.8
39	DECLAS COLINE	Riorges	1999	0.0	11.6	11.1	0.0	22.7
40	AZAIS ABIGAIL	Crest	1996	0.0	0.0	0.0	0.0	0.0
	INGRASSIA CLARA	Chaponnay	1999	0.0	0.0	0.0	0.0	0.0
	PALET OCEANE	Chaponnay	1998	0.0	0.0	0.0	0.0	0.0

3. FEMININ NIVEAU5 11 + . SA_DA (individuels)

3.1. Résultats par équipes

	Equipe	Club					Total
1	Gerland Mouche 1	69--A. L. gerland mouche	41.3	46.3	43.9	45.3	176.8
2	Jonage	69--E.s.j gymnastique artistique	42.3	44.9	44.0	45.2	176.4
3	St Priest	69--Gymnique association saint priest	41.7	45.2	43.6	44.2	174.7
4	Vénissieux	69--Cmo vénissieux	41.2	45.4	43.8	43.2	173.6
5	Trets	13--Gymnastique sportive tretsoise	41.2	44.7	41.8	43.5	171.2
6	Nivolas vermelle	38--Nivolas alep espoir gymnique	39.8	45.1	43.2	43.0	171.1
7	Irigny	69--Amicale laique irigny	41.1	44.3	43.5	41.9	170.8
8	Aubagne Gym	13--Aubagne gym	41.9	42.4	41.7	43.6	169.6
9	Vaugneray	69--Union sportive de l'ouest lyonnais	40.4	43.7	42.9	42.1	169.1
10	Echiroilles ALE	38--Echiroilles Amicale Laique Gym	40.4	41.9	41.3	43.1	166.7
11	L'isle d'abeau	38--LA GYM DABEAU	39.4	38.0	42.8	43.3	163.5
12	Pont de claix	38--Pont de claix amicale gymnique	39.7	39.1	41.3	43.3	163.4





3.2. Résultats individuels

	Gymnaste	Equipe	Annee					Total
1	MEULENYZER CAROLINE	Jonage	1984	10.9	11.5	11.2	11.5	45.1
2	CURE-MARTIN AUDACE	St Priest	1996	10.4	12.0	10.7	11.3	44.4
3	JAUMONET MATHILDE	Jonage	1997	10.6	11.6	10.9	11.2	44.3
4	BEKAKCHA LOLITA	Gerland Mouche 1	1999	9.8	11.2	11.7	11.4	44.1
	MESQUIDA MARINE	Vaugneray	1993	10.2	11.7	11.4	10.8	44.1
6	BEAL JULIE	Gerland Mouche 1	2000	10.1	11.7	10.7	11.5	44.0
	ROBIN MAYA	Gerland Mouche 1	1998	10.3	11.6	10.7	11.4	44.0
	LEBRAS STEPHANIE	Vénissieux	1995	9.9	11.8	11.2	11.1	44.0
9	MARZE LOU	Gerland Mouche 1	2002	10.5	11.8	10.5	10.9	43.7
10	PONSONNET LAURINE	Jonage	1985	10.1	11.5	10.9	11.1	43.6
11	DA SILVA MELANIE	St Priest	2004	10.2	11.3	11.0	10.9	43.4
	LONGERE CHLOE	St Priest	2003	10.3	11.5	10.8	10.8	43.4
13	GUILLEMIN MATHILDE	Echiroilles ALE	2002	10.0	11.7	10.5	11.1	43.3
14	PIOLAT LUDIVINE	Nivolas vermelle	2000	10.2	11.3	10.8	10.8	43.1
15	KHEBIZI MALOU	Trets	2003	10.5	10.9	10.9	10.6	42.9
	SPURGIN EMMA	Trets	2004	10.3	11.2	10.1	11.3	42.9
	BENCHERIF ANAIS	Vénissieux	2004	10.3	11.7	10.7	10.2	42.9
18	DUMONT EMMA	Jonage	2002	10.4	10.3	11.0	11.1	42.8
	CIPOLLA LOANE	Aubagne Gym	2004	10.5	10.4	11.0	10.9	42.8
20	ROMERA CELINE	Irigny	1995	10.6	11.3	11.3	9.5	42.7
21	JEANNEAU LEA	L'isle d'abeau	2003	9.9	10.6	11.0	11.1	42.6
22	AMBROISE MARLENE	Nivolas vermelle	2003	9.9	10.9	11.1	10.6	42.5
23	OLLIVIER ANNA	Vénissieux	2001	10.3	10.5	11.0	10.6	42.4
	STRIMBERG EMMA	Irigny	2002	9.9	11.1	10.9	10.5	42.4

	ZAPPA MARGAUX	Irigny	2002	10.3	10.4	11.0	10.7	42.4
	HIDRI CINDY	Aubagne Gym	1996	10.7	11.6	10.3	9.8	42.4
	JAILLOT AMELIE	Nivolas vermelle	2004	9.9	10.9	10.7	10.9	42.4
28	RUSLI ANDREA	St Priest	1990	10.0	10.1	11.1	11.1	42.3
	GODZINSKI PAULINE	Trets	2004	10.1	11.5	10.0	10.7	42.3
	MOLEINS LISA	Nivolas vermelle	2000	9.8	11.3	10.5	10.7	42.3
31	BOUCHACOURT CLARA	L'isle d'abeau	2004	9.9	10.1	11.1	11.1	42.2
32	MEGNIBETO ERYNE	St Priest	2001	10.8	10.4	10.0	10.9	42.1
	CHAVANON LEILA	Irigny	2003	10.2	11.5	10.2	10.2	42.1
	POITOU LOUNA	Echirolles ALE	2003	10.1	10.9	10.2	10.9	42.1
35	ADAM ALICE	Gerland Mouche 1	1997	10.3	10.8	9.9	11.0	42.0
36	HASSE LYNDA	Vénissieux	2000	10.0	11.2	10.0	10.7	41.9
	DOVET PENELOPE	Pont de claix	2001	10.0	10.1	10.8	11.0	41.9
38	RODRIGUEZ VICTORIA	Gerland Mouche 1	2000	10.2	10.3	10.8	10.4	41.7
39	SERTOOUR COLINE	Aubagne Gym	2005	10.4	10.4	10.2	10.6	41.6
40	JOUSSIER MARINE	Trets	1996	9.9	11.1	9.5	10.9	41.4
	GAY ALICE	Vaugneray	1997	10.4	10.9	9.7	10.4	41.4
	CARRON LILIA	Echirolles ALE	2005	10.2	10.3	10.3	10.6	41.4
43	CORNUAU LUNA	Jonage	1998	10.4	8.7	10.6	11.4	41.1
44	KAYADJANIAN NELLI	Vénissieux	2005	10.6	10.3	9.3	10.8	41.0
	CHUZEVILLE EMA	L'isle d'abeau	2002	9.8	9.7	10.9	10.6	41.0
46	PETITJEAN LAEMLE BLANCHE	Pont de claix	2003	10.0	10.2	9.9	10.6	40.7
47	MATHURIN LEANE	St Priest	2003	10.2	9.4	10.2	10.6	40.4
48	PONCET ISABELLE	Vaugneray	1997	9.6	10.1	10.3	10.3	40.3
49	ROMEO CARLA	Aubagne Gym	2003	9.3	10.0	10.1	10.6	40.0
50	GUIOL SOPHIE	Trets	2002	10.3	8.7	10.8	10.1	39.9
	ESPANET TARA	Aubagne Gym	2005	9.7	9.1	9.9	11.2	39.9
	CHAIX MAELLE	Pont de claix	2001	9.8	9.4	10.1	10.6	39.9
53	BALLARD JULIE	Pont de claix	2000	9.3	9.0	10.5	10.8	39.6
54	CARNEIRO LEANA	Vaugneray	1999	10.2	9.7	9.9	9.7	39.5
	BAQUE CHARLOTTE	Pont de claix	2001	9.9	9.4	9.3	10.9	39.5
56	NOULIN ELISA	Trets	1996	8.6	10.2	9.9	10.3	39.0
57	GERBER CLAIRE	Irigny	2000	10.0	7.1	10.3	10.5	37.9
58	DOUMALIN MARINA	Aubagne Gym	2003	10.3	6.3	10.2	10.9	37.7
59	CHOMEL MARINE	L'isle d'abeau	2004	9.8	7.3	9.8	10.5	37.4
60	ODDOUX ZOE	L'isle d'abeau	1998	9.7	7.6	9.8	9.5	36.6
61	ROMAN FLORIANE	Echirolles ALE	2002	7.9	9.0	10.3	9.2	36.4
62	LIONDORE FANNY	Echirolles ALE	1998	10.1	5.9	9.4	10.5	35.9
63	GALIFET COLINE	Nivolas vermelle	2001	0.0	11.6	10.6	10.6	32.8
64	GAUDIN MARIE	Vaugneray	1995	0.0	11.0	10.5	10.2	31.7
65	DUPONT MAELLE	Vénissieux	2000	0.0	10.7	10.9	9.5	31.1
66	ROSIER ELLYNN	Irigny	1996	10.0	10.1	0.0	9.7	29.8
67	PELLET CANDICE	Nivolas vermelle	2002	8.7	10.6	10.0	0.0	29.3
68	AUDUC SOPHIE	Jonage	1981	9.8	0.0	9.9	9.5	29.2
69	SZULCZEWSKI ANNE	Vaugneray	1995	0.0	0.0	10.7	10.6	21.3
70	COLLIN MAGUELONE	Pont de claix	1998	0.0	0.0	0.0	0.0	0.0
	GUILLIMIN JUSTINE	L'isle d'abeau	2003	0.0	0.0	0.0	0.0	0.0

4. FEMININ NIVEAU2 11-18 ans . SA_DA (individuels)

4.1. Résultats par équipes

	Equipe	Club					Total
1	Gardanne	13--Gardanne	34.5	35.9	37.0	40.3	147.7
2	Marcy charbonnières	69--As marcy-charbonnières	32.9	32.9	37.2	38.0	141.0
3	Crolles	38--Gym et rythme crolles	32.4	32.9	33.7	38.5	137.5

4.2. Résultats individuels

	Gymnaste	Equipe	Annee					Total
1	NACEUR DEBORAH	Gardanne	2001	12.4	13.1	12.2	14.0	51.7
2	SCHINTU EVA *	Marseille Montredon 1 (indiv)	2000	12.7	11.9	12.4	13.7	50.7
3	DELIASSUS EMMA *	Villette d Anthon 1 (indiv)	2001	11.0	11.8	12.8	13.2	48.8
4	JOURDAN SALOME	Crolles	1999	11.5	11.6	12.9	12.7	48.7
5	ERNANDES ERIKA	Gardanne	1999	11.1	12.5	11.5	13.3	48.4
6	BUDANIC MARIE	Gardanne	2001	9.9	10.3	13.3	13.0	46.5
7	D'ALESSANDRO ELSA	Marcy charbonnières	2001	11.0	10.7	11.6	11.9	45.2
	BORNIET ROXANNE	Crolles	2000	10.9	11.1	11.0	12.2	45.2
9	MORSETTI JEANNE *	Marcy charbonnières 1 (indiv)	2001	9.9	9.8	12.3	12.5	44.5
10	FERREIRA CLARA	Marcy charbonnières	2002	11.0	9.9	12.6	9.7	43.2
11	OTMANE MELINA	Gardanne	2000	11.0	7.9	11.5	12.3	42.7
12	GENEVEY ALICIA	Crolles	2003	9.9	10.2	9.8	12.4	42.3
13	GUILLET MARIE	Marcy charbonnières	2002	10.9	8.0	9.4	12.9	41.2
14	CALVIER AMELIE	Crolles	2002	10.0	6.8	9.0	13.4	39.2
15	BOUCHILLOU CLARA	Marcy charbonnières	2001	0.0	11.3	13.0	13.2	37.5
	DE ROBERT DOU CONSTANCE *	Marseille Montredon 1 (indiv)	2001	0.0	12.5	12.0	13.0	37.5
17	TONETTI LOANA	Gardanne	1999	10.1	10.1	11.3	0.0	31.5
18	CREPIEUX JULIETTE	Marcy charbonnières	2002	0.0	10.9	9.0	0.0	19.9
19	FABRE INES	Crolles	1999	0.0	0.0	0.0	0.0	0.0