

**Résultats de la compétition**  
***CRITERIUM DEPARTEMENTAL FILIERE NATIONALE***  
***SAVIGNY***  
***27 ET 28 JANVIER 2018***

# 1. FEMININ NIVEAU6 11-15 ans . SA\_DA (individuels)

## 1.1. Résultats par équipes

	Equipe	Club					Total
1	Anse	69--Jeunesse ansoise	42.0	43.0	43.7	43.7	172.4
2	Brindas 1	69--A.s.brindas	42.9	42.9	41.9	43.3	171.0
3	Cuisery	69--ESPACE GYM CUISERY	40.9	40.8	44.3	43.7	169.7
4	Brindas 2	69--A.s.brindas	41.4	42.1	42.5	43.3	169.3
5	Gerland Mouche	69--A. L. gerland mouche	41.7	38.4	43.1	43.6	166.8
6	Belleville sur saone	69--Gym club belleville beaujolais	40.3	40.9	42.9	42.2	166.3
7	Lyon	69--PL Vilette Paul Bert	41.6	36.9	44.3	41.7	164.5
8	Limonest 2	69--A.S.C.J.L. Limonest	41.6	37.6	41.9	43.3	164.4
9	Limonest	69--A.S.C.J.L. Limonest	39.6	38.6	42.6	40.7	161.5
10	Villeurbanne	69--Amicale L. C. Gymnastique	41.3	37.1	40.9	41.9	161.2
11	Irigny	69--Amicale laique irigny	40.6	35.6	41.6	39.6	157.4
12	Givors	69--Independante givors	28.9	33.8	35.3	39.8	137.8
13	St Priest	69--Gymnique association saint priest	28.5	24.9	29.6	30.4	113.4

## 1.2. Résultats individuels





	Gymnaste	Equipe	Annee					Total
1	DUGEAIS LEA	Brindas 1	2005	11.0	11.1	10.6	11.3	44.0
2	DESVEAUX-COLETTI CASSIE	Brindas 1	2005	11.0	10.9	11.0	10.6	43.5
	ROCHIGNEUX ALYSSIA	Brindas 1	2006	10.7	10.9	10.9	11.0	43.5
4	COUTANT CLEMENCE	Lyon	2002	10.7	10.5	11.3	10.9	43.4
5	ALBERT ARMELLE	Belleville sur saone	2005	10.2	10.7	11.3	11.1	43.3
6	SANTOS LEANE	Gerland Mouche	2006	10.5	9.9	11.3	11.5	43.2
7	TEIXEIRA ORLANE	Anse	2005	10.2	10.7	11.4	10.6	42.9
	ROBIN LUNA	Gerland Mouche	2003	10.3	10.5	11.0	11.1	42.9
	ROCHIGNEUX CORALIE	Brindas 2	2002	9.7	10.8	11.1	11.3	42.9
10	MALJOURNAL LILY-ROSE	Anse	2004	10.1	11.0	11.0	10.7	42.8
11	JESUS CORALINE	Brindas 2	2003	10.4	10.8	11.0	10.5	42.7
12	JAMBON LEA	Belleville sur saone	2004	9.8	10.9	11.0	10.7	42.4
13	JARROSSON LAURE	Anse	2004	11.1	10.4	9.6	11.2	42.3
14	ARIZTEGUI LOU ANNE	Cuisery	2004	10.4	10.5	10.7	10.5	42.1
	LECCA LEONIE	Cuisery	2004	10.0	10.3	10.6	11.2	42.1
16	VULLIEZ MADELINE	Brindas 2	2003	10.3	10.8	10.3	10.5	41.9
	ROBELET OCEANE	Cuisery	2003	10.4	9.9	10.7	10.9	41.9
18	ROUSSEAU MADRID	Limonest 2	2005	10.3	9.5	10.9	11.0	41.7
	BERNARD MARIE LOU	Cuisery	2004	9.2	10.1	11.3	11.1	41.7
	LARUE LENA	Cuisery	2003	10.1	9.6	11.6	10.4	41.7
21	DARME LUCIE	Anse	2005	9.4	10.1	11.2	10.9	41.6
22	VIDAL SIRIANE	Villeurbanne	2005	10.3	9.8	10.6	10.8	41.5
23	ECHAIB KAMELIA	Anse	2004	10.4	10.2	10.1	10.7	41.4
	BUYLE-BODIN MATHILDA	Lyon	2006	10.5	9.6	10.7	10.6	41.4
25	AULAS ANNA	Limonest	2004	9.5	9.6	11.2	10.7	41.0
26	TERRIER MANON	Anse	2003	10.3	10.9	8.6	10.9	40.7

	LAFARGE LISA	Irigny	2002	10.1	9.9	10.6	10.1	40.7
	MARTINEZ CHLOÉ	Brindas 2	2003	10.2	9.7	10.1	10.7	40.7
	RION CHARLOTTE	Limonest 2	2005	10.6	8.3	11.0	10.8	40.7
30	MEYNAUD LOUISE	Limonest 2	2003	10.3	9.5	9.9	10.8	40.5
	GAUDIN ANNA	Belleville sur saone	2004	10.2	9.5	10.4	10.4	40.5
32	DAVID CARLA	Gerland Mouche	2005	10.4	9.7	9.9	10.4	40.4
33	GARNIER ANAIS	Gerland Mouche	2006	10.5	8.3	10.9	10.6	40.3
	FRANCOIS ALICE	Limonest	2004	9.6	9.9	10.4	10.4	40.3
	HATCHADOURIAN LALY	Villeurbanne	2004	10.5	8.5	10.3	11.0	40.3
36	BARDIN LENA	Lyon	2004	9.5	9.3	10.9	10.3	40.0
37	CROZIER COLINE	Limonest 2	2003	10.1	9.7	9.8	10.3	39.9
38	BOUCHARD CLOTILDE	Brindas 1	2005	10.2	9.8	9.4	10.4	39.8
	BENTIN INES	Limonest 2	2005	10.3	8.9	9.9	10.7	39.8
	THOMASSIER CARLA	Villeurbanne	2005	10.2	9.6	9.7	10.3	39.8
41	MORIN CLEA	Irigny	2004	10.5	8.5	10.2	10.5	39.7
	TERMANIAN JULIETTE	Limonest	2004	9.9	9.7	10.4	9.7	39.7
43	TARDY CLARA	St Priest	2002	9.9	8.9	10.1	10.7	39.6
44	GOMICHOIN LEA	Limonest 2	2006	10.4	8.3	10.1	10.6	39.4
	POPESCU SONIA	Villeurbanne	2004	10.3	9.2	10.3	9.6	39.4
46	SULPICE LOU	Lyon	2006	10.2	7.5	11.3	9.9	38.9
47	CHERVIER MELINE	Belleville sur saone	2004	10.1	9.8	8.9	10.0	38.8
48	PAJETTA AURELIE	Brindas 2	2003	10.5	8.2	9.2	10.8	38.7
	NAKACHE MATHILDE	Limonest	2003	9.8	9.4	9.6	9.9	38.7
50	MOREL LISE	Irigny	2005	9.9	7.8	10.0	10.4	38.1
51	HOULOT JULIETTE	Limonest	2004	10.3	7.7	10.6	9.4	38.0
52	LAGREVOL ALIX	Irigny	2002	10.1	9.4	10.8	7.6	37.9
53	BUFFEVANT NOA	St Priest	2005	10.0	7.9	10.0	9.7	37.6
	SIOUANE SIRINE	Givors	2005	9.7	9.5	8.2	10.2	37.6
55	MARTINEZ LEA	Brindas 1	2005	10.0	8.4	9.1	9.6	37.1
	TREILLON AMBRE	Belleville sur saone	2003	9.2	7.8	10.2	9.9	37.1
57	DJERORO HEDIA	Givors	2005	10.2	8.6	8.3	9.9	37.0
58	SUBIGER MORGANE	Belleville sur saone	2005	9.0	7.7	10.2	9.9	36.8
59	BELLI EMELINE	St Priest	2004	8.6	8.1	9.5	10.0	36.2
60	SAINT PAUL BEAL LILIA	Brindas 1	2006	9.4	10.0	8.6	8.0	36.0
61	GARCIA MANON	Givors	2004	9.0	6.8	10.5	9.6	35.9
	LITIM CECILIA	Villeurbanne	2002	10.0	6.9	9.5	9.5	35.9
63	MILIANI Justine *	esperance	2004	9.5	8.9	7.5	9.9	35.8
64	MOTIKIAN EVA *	Oullins 1 (indiv) (indiv)	2005	9.4	5.3	10.3	9.5	34.5
	WERNY LOUISE	Lyon	2004	9.0	6.8	10.8	7.9	34.5
66	VALERO LOLA	Gerland Mouche	2006	8.8	6.6	9.6	9.4	34.4
67	BRENA SHAINYS *	Oullins 1 (indiv) (indiv)	2006	9.1	8.9	7.2	8.5	33.7
68	MARICOT EVA	Limonest	2004	8.9	5.9	9.1	9.4	33.3
69	CHINOUNE SARAH	Gerland Mouche	2005	9.0	6.2	8.8	9.0	33.0
70	FENNICHE AMBRINE	Villeurbanne	2004	10.0	5.5	7.4	9.8	32.7
71	BERTUCAT MARIE *	Oullins 1 (indiv) (indiv)	2005	9.1	5.4	8.2	9.3	32.0
72	GRAVOUIL SALOME	Lyon	2005	10.2	0.0	9.9	9.0	29.1
73	SAHNOUNE SHERINE	Givors	2006	0.0	8.9	8.3	10.1	27.3
74	CLAMARON SOLENE	Irigny	2003	0.0	0.0	9.7	8.6	18.3
75	GEORGES LOLA	St Priest	2003	0.0	0.0	0.0	0.0	0.0
	MILOUDI NOURE	St Priest	2003	0.0	0.0	0.0	0.0	0.0
	BREANT CLEO	Irigny	2002	0.0	0.0	0.0	0.0	0.0
	CRETET MIAGKOFF PACIANA	Brindas 2	2003	0.0	0.0	0.0	0.0	0.0
	AYMARD FLORINE	Givors	2006	0.0	0.0	0.0	0.0	0.0
	BELKHIRI HANNA	Givors	2006	0.0	0.0	0.0	0.0	0.0





	SEIGNIER EMMA	Cuisery	2003	0.0	0.0	0.0	0.0	0.0
2	*	esperance	0	0.0	0.0	0.0	0.0	0.0
3	*	esperance	0	0.0	0.0	0.0	0.0	0.0
4	*	esperance	0	0.0	0.0	0.0	0.0	0.0
5	*	esperance	0	0.0	0.0	0.0	0.0	0.0
6	*	esperance	0	0.0	0.0	0.0	0.0	0.0

## 2. FEMININ NIVEAU2 11 + . SA\_DA (individuels)

### 2.1. Résultats par équipes





	Equipe	Club					Total
1	Irigny	69--Amicale laique irigny	35.8	35.3	36.7	40.5	148.3
2	St Priest	69--Gymnique association saint priest	34.4	32.7	34.0	36.3	137.4
3	Chaponnay	69--Chaponnay gym	32.7	31.8	30.5	33.3	128.3

### 2.2. Résultats individuels





	Gymnaste	Equipe	Annee					Total
1	VANBECELAERE MANON	Irigny	1998	12.2	10.9	12.6	13.8	49.5
2	PARIZOT AUDREY	Irigny	1996	11.2	11.9	11.6	13.8	48.5
3	PYTEL YSEE	St Priest	2001	12.1	11.9	11.3	12.0	47.3
4	POIGNANT MARION *	Savigny 1 (indiv) (indiv)	1989	11.5	12.0	10.2	13.0	46.7
5	MOYNE PAULINE	Irigny	1998	12.4	12.4	10.2	10.2	45.2
6	NOURI CYRINE	St Priest	2001	11.1	9.9	11.8	12.2	45.0
7	PARIZOT ESTELLE	Irigny	1996	10.2	11.0	10.4	12.9	44.5
8	INGRASSIA CLARA	Chaponnay	1999	11.2	12.1	11.0	9.5	43.8
9	GUERY JUSTINE	St Priest	1994	11.2	9.5	10.9	11.1	42.7
10	DEHAME AURORE	Chaponnay	1996	10.2	9.9	10.4	12.0	42.5
11	SCAPOTTA ANDREA	St Priest	1992	10.5	10.9	8.8	12.1	42.3
12	DICONNE ORIANA	Chaponnay	2005	11.0	9.8	8.6	10.1	39.5
13	JEAN KASSANDRA	Chaponnay	2005	10.5	9.1	8.0	11.1	38.7
14	CREPIEUX EMMA	Chaponnay	1999	10.2	7.7	9.1	10.2	37.2
15	CHERON CASSANDRA	St Priest	1990	10.9	9.2	8.9	0.0	29.0
16	BONNIER MATHILDE	Irigny	1990	0.0	10.8	12.5	0.0	23.3

### 3. FEMININ NIVEAU2 11-18 ans . SA\_DA (individuels)

#### 3.1. Résultats par équipes





	Equipe	Club					Total
1	Irigny	69--Amicale laique irigny	34.5	36.8	37.6	40.9	149.8
2	Marcy charbonnières	69--As marcy- charbonnières	33.4	31.5	35.5	35.7	136.1

#### 3.2. Résultats individuels

	Gymnaste	Equipe	Annee					Total
1	REY EDEN	Irigny	2004	12.4	13.6	13.6	13.9	53.5
2	BOULEZ CLEMENTINE	Irigny	2004	11.3	13.0	11.4	13.7	49.4
3	BOUCHILLOU CLARA	Marcy charbonnières	2001	11.5	11.6	11.8	13.2	48.1
4	PROT OCEANE	Irigny	2004	10.8	10.2	12.6	13.3	46.9
5	DELASSUS EMMA *	Villette d Anthon 1 (indiv) (indiv)	2001	10.6	11.1	12.6	11.1	45.4
6	D'ALESSANDRO ELSA	Marcy charbonnières	2001	10.9	11.0	9.6	11.0	42.5
7	GUILLET MARIE	Marcy charbonnières	2002	11.0	8.9	10.8	11.5	42.2
8	FERREIRA CLARA	Marcy charbonnières	2002	10.7	8.9	12.5	9.8	41.9
9	CREPIEUX JULIETTE	Marcy charbonnières	2002	10.4	8.6	11.2	9.0	39.2
10	MORSETTI JEANNE *	Marcy charbonnières 1 (indiv) (indiv)	2001	10.0	9.2	9.4	10.1	38.7
11	FORGUES EDITH	Irigny	2001	0.0	0.0	0.0	0.0	0.0

## 4. FEMININ NIVEAU1 11 + . SA\_DA (individuels)

### 4.1. Résultats par équipes

	Equipe	Club					Total
1	Anse	69--Jeunesse ansoise	34.2	33.0	35.7	37.2	140.1
2	Villette d Anthon	69--Villette gym	33.9	32.7	34.6	38.6	139.8

### 4.2. Résultats individuels

	Gymnaste	Equipe	Annee					Total
1	CHUZEVILLE CLARA	Anse	2000	12.4	12.0	13.0	12.9	50.3
2	NGOUNOU PAULINE	Villette d Anthon	2003	11.9	10.2	11.7	13.6	47.4
3	AGHADJANIAN EMMA	Villette d Anthon	2000	12.1	11.3	12.1	11.5	47.0
4	TURPIN MAELLE	Anse	1994	10.8	11.2	10.6	11.7	44.3
5	MORTREUX SUZANNE	Anse	2000	10.6	9.7	12.1	11.8	44.2
6	ZEIMEN CORALIE	Anse	2000	11.0	9.8	10.5	12.5	43.8
7	LACOMBE ENERYCE	Villette d Anthon	2004	9.9	9.0	8.6	13.5	41.0
8	NIERING LEA	Villette d Anthon	2000	0.0	11.2	10.8	9.4	31.4
9	REBUT CAMILLE	Anse	2000	0.0	0.0	0.0	0.0	0.0
	TARIFA ANOUK	Villette d Anthon	1999	0.0	0.0	0.0	0.0	0.0

**Résultats de la compétition**  
***CRITERIUM DEPARTEMENTAL FILIERE NATIONALE***  
***SAVIGNY***  
***27 ET 28 JANVIER 2018***







## 1. FEMININ NIVEAU3 11-18 ans . SA\_DA (individuels)

### 1.1. Résultats par équipes





	Equipe	Club					Total
1	Irigny 2	69--Amicale laique irigny	32.9	38.0	37.1	38.9	146.9
2	Irigny 1	69--Amicale laique irigny	32.0	36.2	35.3	36.5	140.0
3	Anse	69--Jeunesse ansoise	30.5	34.0	31.7	36.8	133.0
4	Belleville sur saone	69--Gym club belleville beaujolais	32.4	33.9	31.3	32.6	130.2
5	Villette d Anthon	69--Villette gym	30.8	32.4	29.8	35.6	128.6

### 1.2. Résultats individuels





	Gymnaste	Equipe	Annee					Total
1	MOREL CLARA	Irigny 2	2006	10.9	13.3	13.1	13.2	50.5
2	ALLEMAGNE ELISA	Irigny 2	2006	10.9	12.4	12.0	13.3	48.6
3	AGRAIN JULIE	Irigny 2	2006	11.1	12.3	11.8	12.4	47.6
4	MARIF LIA	Irigny 1	2000	10.8	11.7	11.6	11.9	46.0
5	CROELLA CAPUCINE	Irigny 1	2000	11.0	11.0	11.5	12.3	45.8
6	JACQUET SASHA	Irigny 1	2005	10.2	12.0	12.0	11.3	45.5
7	POYET CANDICE	Anse	2004	10.3	12.1	10.6	12.3	45.3
8	DALLA COSTA NINON	Belleville sur saone	2004	11.1	11.5	10.7	11.5	44.8
9	VALADOUX MIDOL LILOU	Irigny 1	2002	10.0	12.5	10.1	11.8	44.4
10	PASQUER FLORIANE	Irigny 1	2001	10.0	9.9	11.7	12.3	43.9
11	SIMON ERIN	Villette d Anthon	2004	10.5	11.3	8.9	12.5	43.2
	BRUNET TIFFANY	Belleville sur saone	2004	11.1	11.3	10.8	10.0	43.2
13	YAPO AYA	Irigny 2	2006	10.3	11.4	9.0	12.4	43.1
14	GREGOIRE COLEEN	Villette d Anthon	2004	9.8	11.0	10.5	11.6	42.9
15	CHEVALIER MANON	Anse	2003	10.0	11.2	9.9	11.4	42.5
16	BERERD LUDIVINE	Anse	2003	10.2	9.2	10.6	12.4	42.4
17	LASSALLE NINON	Belleville sur saone	2003	10.2	11.1	9.8	11.1	42.2
18	PENACHE VALERIA	Villette d Anthon	2002	10.0	10.1	9.9	11.5	41.5
19	BEN YAHIA MAELLE	Villette d Anthon	2002	10.3	9.9	9.4	9.8	39.4
20	IYISABWE ITUZE BERSEN	Irigny 2	2006	10.0	0.0	12.0	11.6	33.6
21	MATRAY CAMILLE	Anse	2003	0.0	10.7	10.5	12.1	33.3
22	PITTOIS MANON	Anse	2002	0.0	6.6	9.2	10.1	25.9
23	FAYE MATHILDE	Belleville sur saone	2003	0.0	0.0	0.0	0.0	0.0
	PERRACHON SOLENE	Belleville sur saone	2003	0.0	0.0	0.0	0.0	0.0

## 2. FEMININ NIVEAU5 11-15 ans . SA\_DA (individuels)

### 2.1. Résultats par équipes

	Equipe	Club					Total
1	Irigny	69--Amicale laique irigny	42.8	43.4	43.5	46.1	175.8
2	Savigny	69--A.s.c.savigny	42.0	43.1	41.7	45.9	172.7
3	Belleville sur saone	69--Gym club belleville beaujolais	42.1	40.7	42.7	44.3	169.8
4	St Priest	69--Gymnique association saint priest	42.3	39.3	40.9	44.1	166.6
5	Chaponnay	69--Chaponnay gym	40.1	43.3	41.0	41.3	165.7
6	Jonage	69--E.s.j gymnastique artistique	41.1	35.8	40.1	41.9	158.9
7	Givors	69--Independante givors	40.1	37.0	41.0	39.5	157.6





### 2.2. Résultats individuels

	Gymnaste	Equipe	Annee					Total
1	BOUA NOEMY MARIE	Irigny	2006	10.8	11.3	11.3	11.6	45.0
2	BOURDON CLARIE	Belleville sur saone	2005	11.0	11.5	10.9	11.1	44.5
3	PECORELLA LARA	Irigny	2005	10.4	10.6	11.1	11.8	43.9
4	NOEL OLIVIA	Irigny	2006	11.1	10.3	10.6	11.6	43.6
5	MARTINI MANON	Savigny	2004	11.0	10.9	10.1	11.4	43.4
6	TISSOT ANNELYS	Savigny	2004	9.9	10.7	10.9	11.5	43.0
7	BENGORINE SEPHORA	Belleville sur saone	2002	10.6	11.0	10.5	10.8	42.9
8	DEPORTE COLINE	Belleville sur saone	2004	9.9	11.2	10.7	11.0	42.8
9	BERNARD LOAN	Savigny	2004	10.7	10.5	9.8	11.7	42.7
10	GUYON KYLONA	St Priest	2005	10.8	9.4	10.8	11.6	42.6
11	ALLALI SAFA	Givors	2004	10.4	10.7	10.0	11.2	42.3
	MEYER LUCIE	Chaponnay	2003	10.3	10.6	10.6	10.8	42.3
13	KROUNA SIRINE	St Priest	2006	11.1	9.7	10.2	11.2	42.2
14	MOREL EVA	Irigny	2005	9.9	11.2	10.5	10.5	42.1
	FAURIE JUSTINE	Chaponnay	2003	9.6	11.0	10.8	10.7	42.1
16	LAVERGNE JULIETTE	St Priest	2004	10.2	10.2	10.6	11.0	42.0
17	BOUKHNOUCH SALMA	Jonage	2006	10.3	10.2	10.0	11.1	41.6
	PRADIER MELISSANDRE	Jonage	2003	10.5	9.2	10.9	11.0	41.6
19	GRECO COLINE	Savigny	2004	9.1	11.0	10.5	10.9	41.5
20	DJENDOUBI FERIEL	Jonage	2004	11.0	9.7	9.9	10.7	41.3
21	BOULANGER CARLA	Irigny	2005	10.5	9.0	10.4	11.1	41.0
22	KUNTZ CHARLOTTE	Chaponnay	2002	10.2	11.0	9.8	9.8	40.8
23	SENOT EMMY	Savigny	2005	10.0	9.7	9.8	10.7	40.2
24	BONNET JUSTINE	Savigny	2004	10.3	7.9	10.2	11.3	39.7
25	ZAWOL SAMANTHA	Belleville sur saone	2004	10.6	6.9	10.6	11.4	39.5
26	MARLIER CARLA	Chaponnay	2002	9.5	10.3	9.8	9.5	39.1
27	PINHEIRO DA COSTA CARLA	St Priest	2005	10.2	9.2	9.3	10.3	39.0
28	SAVOYAT MAELYS	Irigny	2006	10.0	9.8	8.1	10.8	38.7
29	VINCENT MADELINE	Givors	2004	10.3	8.3	10.4	9.5	38.5
30	THENARD FLORIANE	Givors	2005	9.9	8.3	10.8	9.3	38.3
31	HARZOUZ OUNISSA	Givors	2004	9.2	9.7	9.8	9.5	38.2





	TOMASSO CLEA	Chaponnay	2002	9.2	10.7	9.8	8.5	38.2
33	LAOUFI KAMILIA	St Priest	2005	9.7	10.0	9.2	9.1	38.0
34	BERLIOZ-ARTHAUD ESTELLE	Belleville sur saone	2005	9.9	7.0	8.7	9.0	34.6
35	GOBET CELESTE	Jonage	2003	9.2	6.7	9.3	8.3	33.5
36	LETTAT SOFIA	Givors	2005	9.5	5.5	9.3	8.5	32.8
37	BLINEAU GAELLE	Jonage	2003	9.3	6.2	7.1	9.1	31.7
38	SCANDOLA LEA	Chaponnay	2005	10.0	1.4	7.0	10.0	28.4
39	LEBAILLIF ROMANE	St Priest	2004	0.0	0.0	0.0	0.0	0.0
	GRANDMOUSIN AMBRE	Jonage	2003	0.0	0.0	0.0	0.0	0.0
	LAPOINTE CHLOE	Belleville sur saone	2002	0.0	0.0	0.0	0.0	0.0

### 3. FEMININ NIVEAU5 11-18 ans . SA\_DA (individuels)

#### 3.1. Résultats par équipes

	Equipe	Club					Total
1	Belleville sur saone	69--Gym club belleville beaujolais	43.4	46.5	44.6	46.1	180.6
2	Pierre Bénite	69--Patronage laïque de Pierre Bénite	44.3	44.2	42.2	44.1	174.8
3	Brindas 1	69--A.s.brindas	40.3	45.9	43.0	45.1	174.3
4	Limonest	69--A.S.C.J.L. Limonest	41.8	42.0	42.0	46.3	172.1
5	Brindas 2	69--A.s.brindas	42.8	44.9	38.5	42.3	168.5
6	Jonage	69--E.s.j gymnastique artistique	41.7	40.7	42.3	42.5	167.2
7	St Priest	69--Gymnique association saint priest	41.8	43.7	38.9	42.0	166.4
8	Chaponnay	69--Chaponnay gym	41.3	43.1	40.4	39.8	164.6
9	Marcy charbonnières	69--As marcy- charbonnières	37.9	33.6	38.1	40.7	150.3





#### 3.2. Résultats individuels

	Gymnaste	Equipe	Annee					Total
1	DALLA COSTA LUNA	Belleville sur saone	2002	11.1	11.9	11.3	11.7	46.0
2	DUMORTIER LAURINE	Brindas 1	2001	10.8	11.8	11.1	12.0	45.7
3	ASSOUANE ELSA	Pierre Bénite	2002	11.0	11.7	10.7	11.9	45.3
	LEFEVERE AUDE	Brindas 2	2004	11.0	11.9	11.1	11.3	45.3
5	GUETH LUCIE	Belleville sur saone	2002	10.4	11.3	11.3	12.0	45.0
6	PETIT ALEXIA	Pierre Bénite	2003	11.2	11.1	11.2	11.4	44.9
	POULAT MAELISS	Belleville sur saone	2003	10.6	11.7	11.4	11.2	44.9
8	JOUVENCON ZOÉ	Chaponnay	1999	10.8	11.0	10.7	11.8	44.3
9	GOMICHOZ ZOE	Limonest	2002	10.6	10.8	10.9	11.6	43.9
10	DARGOT EMMA	Belleville sur saone	2002	10.8	11.4	10.2	10.9	43.3
11	MORRISON ALYCIA	Belleville sur saone	2003	9.7	11.5	10.6	11.2	43.0
12	DUMONT MAELYNN	Belleville sur saone	2002	10.9	11.0	10.2	10.7	42.8
13	MARTIN ANAIS	Brindas 1	2001	9.8	11.2	10.0	11.7	42.7
14	BENMAKRANE NARJISSE	Pierre Bénite	2005	11.4	10.6	10.2	10.4	42.6
	CATHERINE HANNA	Limonest	2001	10.3	10.4	10.4	11.5	42.6
16	BARON JULIE	St Priest	2003	10.4	10.8	9.9	11.0	42.1
	COUCHARD JUSTINE	Jonage	1999	9.8	9.3	11.4	11.6	42.1
18	HONTAAS-BERTHOUX LILLOU	Limonest	2004	10.7	10.6	10.2	10.3	41.8
19	TRIFUNOVIC IVANA	Chaponnay	2001	10.1	11.0	10.1	10.5	41.7
20	BORDET LOU	Limonest	2002	10.1	10.0	9.8	11.5	41.4
	MAGAND LIINA	Limonest	2005	9.7	10.2	10.5	11.0	41.4
	RENDU TESS	Limonest	2004	10.2	9.5	10.0	11.7	41.4
23	LULLIER ROMANE	Brindas 2	2004	11.0	11.9	8.1	10.3	41.3
24	ZEKPA AIMITI	Jonage	2002	11.1	9.1	10.0	11.0	41.2
25	TEYSSIER CHARLOTTE	Brindas 1	2001	9.3	11.0	9.7	11.1	41.1
26	PASCAL CAMILLE	St Priest	2001	10.1	10.8	9.4	10.6	40.9
27	BERNARD LENA	St Priest	2001	10.4	9.9	9.4	11.0	40.7
28	MATHY LUCIE	Marcy charbonnières	2001	10.0	10.7	10.3	9.5	40.5
29	COLLONGE LOLA	Jonage	2001	10.0	8.9	10.6	10.9	40.4



30	OASSEL ELISA	St Priest	2002	10.9	10.5	9.5	9.4	40.3
31	HERAUT FANNY	Jonage	2000	10.4	11.2	9.6	9.0	40.2
32	MORIN CLARA	Marcy charbonnières	2001	9.8	9.6	9.1	11.3	39.8
33	KHAIR ELOISE	Chaponnay	2000	10.1	10.8	9.5	9.2	39.6
34	PEYVEL MELISSA	Brindas 2	2004	10.2	10.9	8.6	9.4	39.1
35	ROBIN AMBRE	Brindas 2	2004	10.6	7.9	9.4	11.1	39.0
36	JACQUET EMMA	St Priest	2001	10.1	11.6	8.7	8.3	38.7
37	BARROS ELISA	Pierre Bénite	2000	10.7	8.2	10.1	9.6	38.6
38	NOEL CHLOE	Brindas 2	2001	9.2	10.2	9.4	9.6	38.4
	MARTIN MARIE	Chaponnay	1999	10.3	9.8	10.1	8.2	38.4
40	BERRY ESTELLE	Pierre Bénite	2002	10.7	7.9	8.7	10.4	37.7
41	FLECHEUX EMILIE	St Priest	2001	9.6	9.8	10.1	7.6	37.1
42	GUERIN MORGANE	Chaponnay	2002	9.1	10.3	8.0	8.3	35.7
43	FLATOT SARAH	Marcy charbonnières	2002	9.3	6.0	9.8	9.5	34.6
44	D'ANCONA LAURYNE	Brindas 1	2001	0.0	11.9	11.1	10.2	33.2
45	MEGUENNI TANI CELIA	Jonage	2002	10.2	11.1	10.3	0.0	31.6
46	ROCHIGNEUX CYNDIE	Brindas 1	2001	10.4	0.0	10.8	10.3	31.5
47	MARTEAU CLEA	Marcy charbonnières	2003	0.0	7.3	8.9	10.4	26.6
48	FETTACHE LOLA	Marcy charbonnières	2004	8.8	1.8	7.3	8.4	26.3
49	LITVINENKO LENA	Pierre Bénite	2001	0.0	10.8	9.5	0.0	20.3
50	ROUVIERE EMILIE	Marcy charbonnières	2004	0.0	0.0	0.0	0.0	0.0
	FERRARI JULIETTE	Jonage	2002	0.0	0.0	0.0	0.0	0.0
	COLLOMB ANDREA	Brindas 2	1999	0.0	0.0	0.0	0.0	0.0
	DADOL KELLY	Chaponnay	1999	0.0	0.0	0.0	0.0	0.0

## 4. FEMININ NIVEAU3 11 + . SA\_DA (individuels)

### 4.1. Résultats par équipes

	Equipe	Club					Total
1	Vaugneray	69--Union sportive de l'ouest lyonnais	32.1	35.6	34.7	37.6	140.0
2	Vénissieux	69--Cmo vénissieux	31.3	35.3	36.1	36.8	139.5
3	Anse	69--Jeunesse ansoise	32.2	36.0	34.1	35.6	137.9
4	St Genis les Ollières	69--Entente St genoise	32.8	34.2	34.9	35.7	137.6
5	Amplepuis	69--La fraternelle	31.0	33.2	35.8	33.5	133.5
6	Savigny	69--A.s.c.savigny	31.6	32.4	32.6	35.2	131.8
7	Givors	69--Independante givors	31.6	33.5	31.2	33.6	129.9
8	Jonage	69--E.s.j gymnastique artistique	21.4	24.3	22.6	22.3	90.6

### 4.2. Résultats individuels

	Gymnaste	Equipe	Annee					Total
1	CANTALUPPI CLEMENTINE	Vénissieux	1998	10.2	12.8	12.7	12.6	48.3
2	CURMI NOEMI	Vaugneray	1997	11.1	12.2	11.6	12.2	47.1
3	GUENARD CADINE *	Chaponnay 1 (indiv) (indiv)	1998	10.8	11.7	11.7	12.8	47.0
4	BADOR CHARLINE	Vaugneray	1992	10.7	12.0	11.9	12.1	46.7
5	PELIN LAURA	Givors	1994	10.7	11.8	11.2	12.6	46.3
6	DE SOUSA FERREIRA CARINE	Jonage	1994	10.9	12.7	11.2	11.4	46.2
7	CELESTINE SHARONE *	Saint Priest	1998	11.1	11.2	12.6	11.2	46.1
8	HERAUD ALEXIA	Anse	2001	11.1	11.4	10.8	12.0	45.3
9	FREMONT NOEMIE	St Genis les Ollières	1996	11.1	11.2	10.8	12.1	45.2
10	RAY JOHANNA	Anse	2000	9.8	12.0	12.3	11.0	45.1
11	BREHIN MARGAUX	Vaugneray	1991	10.3	11.4	10.8	12.5	45.0
12	RUFFEL FIONA	St Genis les Ollières	2002	10.3	11.8	11.7	11.1	44.9
13	BOUSAHLA MYRIAM	Vénissieux	2001	10.3	10.4	12.1	11.9	44.7
	LOPEZCOEURDEVEY LISON	St Genis les Ollières	2003	11.1	9.8	11.3	12.5	44.7
15	MADINIER ABBYGAELE	Anse	1998	10.6	12.6	9.9	11.5	44.6
16	DE SOUSA FERREIRA CATHY *	Jonage 1 (indiv) (indiv)	1997	10.5	10.1	11.9	12.0	44.5
17	DE CIANTIS LENA	Jonage	1999	10.5	11.6	11.4	10.9	44.4
18	N GAGUE ANNE-LAURE	Amplepuis	2002	10.1	10.9	12.4	10.8	44.2
	MAURINES ROXANNE	Anse	1998	10.5	10.6	11.0	12.1	44.2
20	FARJOT ILONA	Amplepuis	2005	10.6	11.5	10.7	11.2	44.0
21	MULATON ORNELLA	Savigny	2001	10.3	11.1	11.1	10.2	42.7
22	DECLERIEUX OCEANE	Vaugneray	1997	9.9	9.5	11.2	11.8	42.4
23	CASTALDO LAURA	Vénissieux	1998	9.9	8.8	11.3	12.3	42.3
24	PELIN AURELIE	Givors	1990	10.6	10.2	10.8	10.4	42.0
25	BEGUELLEL INES	Givors	1993	10.3	11.5	9.2	10.6	41.6
	ROBERT ELOISE	Savigny	2002	9.7	9.5	11.5	10.9	41.6
27	BALVAY LUCILE	St Genis les Ollières	1996	10.0	11.2	10.1	10.2	41.5
28	GRAVICHE SABRINA	Savigny	1994	9.9	10.1	10.0	11.3	41.3
29	PERRET CLEMENCE	Amplepuis	1997	10.3	10.2	10.8	9.2	40.5
	GERTOU MANON	Savigny	2000	11.0	10.2	6.3	13.0	40.5
31	HOUEL CHARLOTTE	Vénissieux	2001	10.8	12.1	11.2	0.0	34.1





32	MARICAL CHLOE	St Genis les Ollières	1999	10.6	11.2	11.9	0.0	33.7
33	GIRAUD EMMA	Amplepuis	2006	0.0	10.8	11.5	11.1	33.4
	PERRET CHLOE	Amplepuis	1994	0.0	10.3	11.9	11.2	33.4
35	BEZIN CELIANE	Savigny	1999	10.3	11.1	7.6	0.0	29.0
36	KAHOUL INES	Givors	1995	9.8	0.0	8.6	10.2	28.6
37	LE BERQUIER MATHILDE	Vaugneray	2001	0.0	0.0	0.0	12.9	12.9
38	CLOUVEL FANNY	Anse	2001	0.0	0.0	0.0	0.0	0.0
	JACOB CASSANDRA	Jonage	1999	0.0	0.0	0.0	0.0	0.0
	JAUMONET MARIE	Jonage	1991	0.0	0.0	0.0	0.0	0.0
	LOUÉ JULIE	Jonage	1999	0.0	0.0	0.0	0.0	0.0
	MAUPAS MARION	Givors	1990	0.0	0.0	0.0	0.0	0.0

**Résultats de la compétition**  
***CRITERIUM DEPARTEMENTAL FILIERE NATIONALE***  
***SAVIGNY***  
***27 ET 28 JANVIER 2018***







# 1. FEMININ NIVEAU6 11 + . SA\_DA (individuels)

## 1.1. Résultats par équipes

	Equipe	Club					Total
1	Vaulx en Velin CG	69--Club gymnique vaulx en velin	40.0	41.4	42.9	42.3	166.6
2	Autun	71--LA VAILLANTE	40.9	40.3	38.7	43.0	162.9
3	Marcy charbonnières	69--As marcy-charbonnières	41.9	38.5	40.0	41.2	161.6
4	St Genis 1 Argentière 1	69--OSG	40.1	30.2	38.0	39.5	147.8
5	St Genis 1 Argentière 2	69--OSG	34.7	26.7	34.0	35.6	131.0
6			0.0	0.0	0.0	0.0	0.0

## 1.2. Résultats individuels

	Gymnaste	Equipe	Annee					Total
1	BRUNET-JOLY SIXTINE	Vaulx en Velin CG	1998	11.0	10.4	10.8	11.1	43.3
	BOUCHERON SARAH	Autun	1999	11.0	11.1	10.1	11.1	43.3
3	BOUCHERON LAORA	Autun	2004	9.8	11.1	10.7	11.0	42.6
4	BORDILLON MAELLE	Marcy charbonnières	2005	10.4	10.2	10.3	10.9	41.8
5	SERRANO AUDREY	Vaulx en Velin CG	1998	9.6	10.6	11.0	10.4	41.6
6	DUC LAURA	Marcy charbonnières	1999	10.2	8.4	10.6	10.6	39.8
	PERLOT ELSA	Vaulx en Velin CG	1999	9.3	10.4	9.5	10.6	39.8
8	LAUR VALENTINE	Marcy charbonnières	1998	11.0	10.4	9.0	9.0	39.4
	QUILLON ELOISE	Vaulx en Velin CG	2006	10.1	10.0	9.1	10.2	39.4
10	REOLON VICTORIA	Autun	2005	10.4	9.0	8.5	10.7	38.6
11	BOUTHIERE EUGENIE	Autun	2006	9.7	9.1	9.4	10.2	38.4
12	PONCET SARAH	St Genis 1 Argentière 1	2004	10.2	8.6	10.2	9.0	38.0
13	GARIN ANAIS	St Genis 1 Argentière 1	2003	10.1	7.9	9.6	9.7	37.3
14	DEZORD REBECCA	St Genis 1 Argentière 1	2005	9.5	7.7	9.1	10.2	36.5
15	PITAUD JUSTINE	Marcy charbonnières	2004	10.3	9.5	7.6	8.9	36.3
16	FACON CYRIELLE	Vaulx en Velin CG	2001	8.7	6.6	11.0	9.0	35.3
17	MAITREJEAN LISE	Vaulx en Velin CG	2003	8.9	8.4	10.1	7.4	34.8
18	CHARVOLIN MARION	St Genis 1 Argentière 2	1998	9.1	8.2	7.8	9.5	34.6
19	SERAILLE MORGANE	St Genis 1 Argentière 2	2005	9.2	6.8	8.4	9.0	33.4
20	CHAVEROT LAURA	St Genis 1 Argentière 2	2003	8.8	6.7	8.1	9.0	32.6
21	DEZORD DEBORAH	St Genis 1 Argentière 1	2003	8.9	4.2	9.1	10.2	32.4
22	MAYOU CELIA	St Genis 1 Argentière 1	2004	10.0	5.3	7.4	9.4	32.1
23	BELLIDO JULIE	St Genis 1 Argentière 2	2005	7.6	5.0	9.7	8.1	30.4
24	DECOSNE LOU	Marcy charbonnières	2004	0.0	8.4	10.1	10.7	29.2
25	DE CIANTIS OCEANE	St Genis 1 Argentière 1	2000	9.8	6.0	9.0	3.5	28.3
26	BLES GAGNAIRE GARANCE	Marcy charbonnières	2004	0.0	0.0	0.0	0.0	0.0
	LAGRANGE MARIE	St Genis 1 Argentière 2	2002	0.0	0.0	0.0	0.0	0.0
	THELLISSON CINDY	St Genis 1 Argentière 2	2002	0.0	0.0	0.0	0.0	0.0
	RENOULT ANAIS	Autun	1998	0.0	0.0	0.0	0.0	0.0

CAILLAT AYLINE		2006	0.0	0.0	0.0	0.0	0.0
CREN LOLA		2005	0.0	0.0	0.0	0.0	0.0
DURAND YAELE		2006	0.0	0.0	0.0	0.0	0.0
FLORES FANNY		2005	0.0	0.0	0.0	0.0	0.0
MARGUIN JADE		2006	0.0	0.0	0.0	0.0	0.0
6		0	0.0	0.0	0.0	0.0	0.0

## 2. FEMININ NIVEAU5 11 + . SA\_DA (individuels)

### 2.1. Résultats par équipes

	Equipe	Club					Total
1	St Priest	69--Gymnique association saint priest	42.5	44.7	41.4	44.4	173.0
2	Irigny	69--Amicale laique irigny	42.1	43.3	41.2	44.1	170.7
3	Vaugneray	69--Union sportive de l'ouest lyonnais	42.9	43.1	41.2	42.8	170.0
4	Gerland Mouche	69--A. L. gerland mouche	41.1	43.9	40.8	43.7	169.5
5	Jonage	69--E.s.j gymnastique artistique	41.9	41.3	40.7	45.1	169.0
6	Etoile beaujolaise	69--Etoile beaujolaise	41.1	44.2	38.5	44.1	167.9
7	Gerland Mouche 2	69--A. L. gerland mouche	42.3	40.1	40.1	44.7	167.2
8	Vénissieux	69--Cmo vénissieux	41.7	40.8	41.3	42.9	166.7
9	Givors	69--Independante givors	40.2	35.1	37.0	40.4	152.7
10	Limonest	69--A.S.C.J.L. Limonest	30.8	29.7	29.4	32.0	121.9





### 2.2. Résultats individuels

	Gymnaste	Equipe	Annee					Total
1	TRESCARTE NINON	Etoile beaujolaise	2000	11.3	12.0	10.9	11.1	45.3
2	CURE-MARTIN AUDACE	St Priest	1996	10.8	11.5	10.6	11.1	44.0
	MEULENYZER CAROLINE	Jonage	1984	10.6	11.7	10.5	11.2	44.0
	ROMERA CELINE	Irigny	1995	10.5	11.3	10.7	11.5	44.0
5	MESQUIDA MARINE	Vaugneray	1993	10.7	11.3	10.9	11.0	43.9
6	BEAL JULIE	Gerland Mouche	2000	10.1	11.6	10.6	11.5	43.8
7	ROBIN MAYA	Gerland Mouche 2	1998	10.7	11.8	10.0	11.1	43.6
8	LONGERE CHLOE	St Priest	2003	10.5	11.6	10.4	10.9	43.4
9	BEKAKCHA LOLITA	Gerland Mouche	1999	10.3	10.8	10.5	11.0	42.6
	JAUMONET MATHILDE	Jonage	1997	10.2	10.4	10.3	11.7	42.6
	GAY ALICE	Vaugneray	1997	11.0	10.8	10.1	10.7	42.6
12	DUPONT MAELLE	Vénissieux	2000	10.2	10.5	10.8	11.0	42.5
	CHAVANON LEILA	Irigny	2003	10.2	11.8	9.5	11.0	42.5
	PAULE MARION	Limonest	2000	10.6	10.2	10.4	11.3	42.5
15	DUSSAUGE CLOE	Etoile beaujolaise	2000	10.4	11.2	9.8	10.9	42.3
16	PONSONNET LAURINE	Jonage	1985	10.3	10.7	10.1	11.1	42.2
17	DA SILVA MELANIE	St Priest	2004	10.5	11.0	9.9	10.7	42.1
18	KHARA LEE-ANN	Givors	2003	10.2	10.7	10.4	10.7	42.0
19	BENCHERIF ANAIS	Vénissieux	2004	10.4	10.5	10.4	10.5	41.8
20	MEGNIGBETO ERYNE	St Priest	2001	10.7	10.5	8.9	11.2	41.3
	ROSIER ELLYNN	Irigny	1996	10.1	10.5	10.2	10.5	41.3
22	PONCET ISABELLE	Vaugneray	1997	10.7	10.6	9.7	10.1	41.1
23	GOMICHOON EMMA	Limonest	1999	10.0	10.3	9.7	11.0	41.0
24	ZAPPA MARGAUX	Irigny	2002	11.0	8.1	10.6	11.1	40.8
25	OLLIVIER ANNA	Vénissieux	2001	10.1	9.7	10.2	10.6	40.6
26	FERREIRA OPHELIE	Etoile beaujolaise	2000	10.2	10.4	9.2	10.7	40.5
27	GARRAUD CLAIRE	Gerland Mouche 2	1996	11.0	8.0	10.5	10.9	40.4

	MOUDENE CAMELIA	Gerland Mouche 2	1996	9.6	10.1	9.3	11.4	40.4
29	MARZE LOU	Gerland Mouche	2002	10.5	11.0	9.1	9.7	40.3
	HASSE LYNDIA	Vénissieux	2000	10.3	10.1	9.9	10.0	40.3
31	GERBER CLAIRE	Irigny	2000	10.4	9.7	9.7	10.4	40.2
32	ADAM ALICE	Gerland Mouche	1997	9.9	10.5	9.6	10.0	40.0
33	SZULCZEWSKI ANNE	Vaugneray	1995	9.8	8.6	10.5	11.0	39.9
34	CORNUAU LUNA	Jonage	1998	10.4	8.5	9.8	11.1	39.8
35	RODRIGUEZ VICTORIA	Gerland Mouche 2	2000	10.1	10.2	9.3	10.1	39.7
36	MATHURIN LEANE	St Priest	2003	10.4	9.0	10.5	9.3	39.2
	GAUDIN MARIE	Vaugneray	1995	10.1	10.4	9.6	9.1	39.2
38	KAYADJANIAN NELLI	Vénissieux	2005	10.4	8.4	9.2	10.8	38.8
39	SAADID WENDY	Givors	2000	10.3	10.1	9.1	8.9	38.4
	LAMAT PERRINE	Limonest	1999	10.2	9.2	9.3	9.7	38.4
41	PEYROT TIPHANYE	Gerland Mouche 2	1997	10.5	6.0	10.3	11.3	38.1
	SIOUANE ISCIA	Givors	2002	9.9	9.5	8.0	10.7	38.1
43	BENATMANE AMEL	Irigny	1996	10.1	8.3	8.6	10.0	37.0
44	LAGER MARGAUX	Etoile beaujolaise	2003	9.2	10.6	7.3	9.4	36.5
45	TONI MILEDJI	Vénissieux	1998	10.6	8.8	9.3	7.5	36.2
46	CARNEIRO LEANA	Vaugneray	1999	10.5	7.0	9.4	9.1	36.0
47	CHAGNEUX MARION	Etoile beaujolaise	1997	8.9	4.2	8.6	11.4	33.1
48	DURAFFOURG ELISA	Gerland Mouche	2000	10.2	0.0	10.1	11.2	31.5
49	RUSLI ANDREA	St Priest	1990	0.0	10.6	9.5	11.2	31.3
50	AUDUC SOPHIE	Jonage	1981	10.6	0.0	8.3	9.2	28.1
51	AKAR MARIANNE	Givors	1999	9.8	4.8	6.1	6.9	27.6
52	GALINDO LAURA	Givors	1995	0.0	0.0	9.5	10.1	19.6
53	DUMONT EMMA	Jonage	2002	0.0	0.0	0.0	0.0	0.0
	TABARY EMMA	Etoile beaujolaise	1999	0.0	0.0	0.0	0.0	0.0
	HORTIGUE LAURIANNE	Limonest	1994	0.0	0.0	0.0	0.0	0.0

### 3. FEMININ NIVEAU4 11-18 ans . SA\_DA (individuels)

#### 3.1. Résultats par équipes

	Equipe	Club					Total
1	Vaugneray	69--Union sportive de l'ouest lyonnais	32.3	34.9	34.0	36.3	137.5
2	Irigny	69--Amicale laique irigny	32.4	35.7	32.0	36.1	136.2
3	Lyon	69--PL Vilette Paul Bert	31.7	35.4	34.2	34.7	136.0
4	Chaponnay	69--Chaponnay gym	31.9	36.6	32.3	34.9	135.7

#### 3.2. Résultats individuels




	Gymnaste	Equipe	Annee					Total
1	GIRAUD OPHELIE	Vaugneray	2002	10.4	11.7	11.5	12.3	45.9
	MAGAT CLARA	Chaponnay	2001	10.7	12.4	10.7	12.1	45.9
3	SLAWSKI EMMA	Lyon	2001	10.6	12.4	11.2	11.4	45.6
4	MAGAT ANNA-ROSE	Chaponnay	2003	10.7	12.8	10.5	11.4	45.4
	DUPRE ELISE	Lyon	2000	10.6	12.1	11.5	11.2	45.4
6	CHENAT SAMANTHA	Vaugneray	2002	10.9	12.1	9.8	12.3	45.1
7	MONTMAYEUR ANA	Irigny	2003	10.8	11.1	11.0	12.1	45.0
8	JEMELEDINE SARAH	Lyon	2001	10.5	10.9	11.5	12.0	44.9
9	KOLKAN ILYANA	Irigny	2001	10.4	12.0	10.2	12.0	44.6
10	LEFEVRE AXELLE	Vaugneray	2002	11.0	11.1	10.6	11.7	44.4
11	SAVOYAT OCEANE	Irigny	2002	10.5	12.6	10.1	11.0	44.2
12	CHARVOZ MARINE	Chaponnay	2001	10.3	11.2	11.0	11.0	43.5
	DONAZZOLO LAURA	Chaponnay	2001	10.3	11.4	10.4	11.4	43.5
14	ARLAUD LAURA	Vaugneray	2002	9.7	10.1	11.9	11.7	43.4
15	JAMBON OLAYA	Lyon	2001	9.5	10.4	10.9	11.3	42.1
16	DEDINGER OPHELIE	Irigny	2002	10.9	8.9	10.8	11.0	41.6
	GAREL AMBRE	Irigny	2002	10.7	10.0	8.9	12.0	41.6
18	LEFEVRE CAROLINE	Vaugneray	2002	9.6	7.7	10.3	10.3	37.9
19	DELECROIX JULIA	Chaponnay	2000	10.5	0.0	10.6	10.9	32.0

## 4. FEMININ NIVEAU6 11-18 ans . SA\_DA (individuels)

### 4.1. Résultats par équipes

	Equipe	Club					Total
1	Bron	69--Amicale Laïque de Bron	39.2	39.6	42.6	41.2	162.6
2	ETOILE BEAUJOLAISE	ST GEORGES DE RENEINS	42.2	38.8	37.7	40.6	159.3
3	Marcy charbonnières	69--As marcy-charbonnières	38.5	36.3	42.1	39.9	156.8
4	Villette d Anthon	69--Villette gym	34.7	28.0	40.3	40.2	143.2

### 4.2. Résultats individuels

	Gymnaste	Equipe	Annee					Total
1	TEYSSIER EMMA *	Bron 1 (indiv) (indiv)	2003	10.5	10.9	11.2	10.5	43.1
2	BELHOUT LOUISA	Bron	2003	10.0	10.7	11.1	10.4	42.2
3	CAILLAT AYLIN	ETOILE BEAUJOLAISE	2006	11.0	10.7	9.3	10.8	41.8
	RAJAUD LOLA	ETOILE BEAUJOLAISE	2006	11.0	9.8	10.7	10.3	41.8
5	DE TARLE OLYMPE	Marcy charbonnières	2001	10.2	9.9	10.6	10.2	40.9
6	HOARAU MAEVA	Villette d Anthon	2004	9.8	8.7	10.8	11.5	40.8
7	FREY MAEVA	Bron	2005	10.0	10.9	10.3	9.4	40.6
8	BESANÇON-MATILE LEA	Bron	1999	9.4	9.0	10.9	10.6	39.9
9	RESSOUCHE EMMA	Marcy charbonnières	2001	9.3	9.5	11.1	9.5	39.4
10	COTTIN TEA	Marcy charbonnières	2001	9.1	9.6	9.8	9.8	38.3
	AURAND LISA	Bron	2000	9.8	8.2	10.1	10.2	38.3
12	BLANC CLARA	Marcy charbonnières	2002	9.9	7.3	10.6	10.4	38.2
13	SANTAS NOEMIE	Bron	2004	9.1	8.7	10.3	10.0	38.1
14	LARACINE LIV	Bron	2006	9.4	9.0	10.1	9.2	37.7
15	DURAND YAELE	ETOILE BEAUJOLAISE	2006	9.5	10.3	9.0	7.3	36.1
16	FOURNIER LALIE	Villette d Anthon	2005	8.1	7.7	10.8	9.2	35.8
17	FLORES FANNY	ETOILE BEAUJOLAISE	2005	10.1	8.0	8.7	8.6	35.4
18	ANSELME PAULINE	Villette d Anthon	2004	9.0	6.3	9.0	9.7	34.0
19	CREN LOLA	ETOILE BEAUJOLAISE	2005	8.7	7.4	8.0	8.6	32.7
20	BONNEFOY CHLOE	Villette d Anthon	2001	7.8	5.3	9.7	9.8	32.6
21	GEORDY VALENTINE	Marcy charbonnières	2001	8.4	0.0	9.3	9.1	26.8
22	MARGUIN JADE	ETOILE BEAUJOLAISE	2006	10.1	0.0	0.0	10.9	21.0
23	LANCON ANGELIQUE	Villette d Anthon	2003	0.0	0.0	0.0	0.0	0.0





**Résultats de la compétition**  
***CRITERIUM DEPARTEMENTAL FILIERE NATIONALE***  
***SAVIGNY***  
***27 ET 28 JANVIER 2018***

# 1. FEMININ NIVEAU7 11 + . SA\_DA (individuels)

## 1.1. Résultats par équipes

	Equipe	Club					Total
1	Cuisery	69--ESPACE GYM CUISERY	37.7	40.4	41.2	36.2	155.5
2	Gerland Mouche	69--A. L. gerland mouche	35.5	38.7	40.3	37.9	152.4
3	Belleville sur saone	69--Gym club belleville beaujolais	34.0	39.6	39.1	38.9	151.6
	Villeurbanne ASL	69--A.S.L.Gratte-Ciel	36.8	36.7	41.0	37.1	151.6
5	Lyon Ste Blandine	69--Espérance Sainte Blandine de Lyon	35.5	36.5	40.5	34.3	146.8
6	Saint Georges de Reneins	ETOILE BEAUJOLAISE	38.0	35.7	39.4	32.9	146.0
7	Meyzieu	69--FJEP Meyzieu	35.7	35.4	37.4	35.1	143.6
8	Vaulx en Velin CG	69--Club gymnique vaulx en velin	24.4	26.3	28.6	27.7	107.0

## 1.2. Résultats individuels


	Gymnaste	Equipe	Annee					Total
1	FREIRE CHARLENE	Gerland Mouche	2002	9.6	10.2	10.4	10.1	40.3
2	DUSSERRE FLAVIE	Cuisery	2004	10.0	10.1	9.8	9.8	39.7
3	JACOB EWL	Cuisery	2005	9.6	10.3	9.9	9.1	38.9
4	PERRAT SEGOLENE	Villeurbanne ASL	2002	10.0	9.1	10.5	9.1	38.7
5	CETIN NILAE	Belleville sur saone	2004	7.8	9.7	10.4	10.3	38.2
	PILLARD CLARA	Belleville sur saone	2005	9.2	10.3	9.4	9.3	38.2
7	DUREL MARIE	Gerland Mouche	2000	9.2	9.6	9.7	9.3	37.8
8	TOUIL LEILA	Lyon Ste Blandine	2004	9.3	10.0	9.7	8.7	37.7
9	GALLET LOU	Belleville sur saone	2004	8.2	10.1	9.8	9.5	37.6
	WOELFFEL JUSTINE	Belleville sur saone	2005	8.8	9.5	9.5	9.8	37.6
	DAMOUR MAEVA	Meyzieu	2000	9.6	8.9	9.5	9.6	37.6
12	MEYER CLARA	Villeurbanne ASL	2001	8.9	9.9	10.2	8.5	37.5
	DUMONT CAMILLE	Cuisery	2004	8.5	9.6	10.2	9.2	37.5
14	GUICHARD ELODIE	Cuisery	2005	9.6	8.8	10.8	7.9	37.1
	GAUCHEZ MILA	Saint Georges de Reneins	2006	9.1	9.7	10.2	8.1	37.1
16	VANPEVENAGE CAMILLE	Cuisery	2006	8.2	10.4	10.3	8.1	37.0
17	PICARD EVA	Villeurbanne ASL	2004	8.6	8.9	9.8	9.6	36.9
	CHAMPIER MARJORIE	Saint Georges de Reneins	2004	9.4	9.1	9.4	9.0	36.9
19	PATRIARCA JULIETTE	Villeurbanne ASL	2003	8.0	8.6	10.2	9.8	36.6
20	LAINS CHIARA	Lyon Ste Blandine	2005	8.3	10.1	10.0	7.9	36.3
21	BRENDERS JULIE	Gerland Mouche	1999	8.1	8.9	9.9	9.2	36.1
	CARRE ANAIS	Vaulx en Velin CG	2003	8.7	8.8	9.3	9.3	36.1
	VAVRE NOEMIE	Vaulx en Velin CG	2002	8.2	8.8	9.6	9.5	36.1
	VELHO AGATHE	Villeurbanne ASL	2004	8.9	8.8	10.1	8.3	36.1
	GAJDA JUSTINE	Meyzieu	2002	9.1	9.2	9.5	8.3	36.1
26	MARECHAL AMBRE	Lyon Ste Blandine	2004	8.9	7.9	10.5	8.6	35.9
	BOULEY FOSTINE	Saint Georges de Reneins	2005	10.6	8.0	9.4	7.9	35.9
28	VICENT LUCIE	Gerland Mouche	2003	8.5	8.2	9.5	9.3	35.5
29	VAUMOUSSE MAYA	Gerland Mouche	2002	8.2	9.3	9.1	8.8	35.4
	DOLEAC LEA	Saint Georges de Reneins	2005	8.9	8.9	9.7	7.9	35.4
31	MARCELINO AURIANE	Meyzieu	2003	8.4	9.7	8.8	8.2	35.1
32	OGIER DAPHNE	Lyon Ste Blandine	2006	7.8	8.5	10.0	8.7	35.0







33	PLANTIER CLEA	Vaulx en Velin CG	2003	7.5	8.7	9.7	8.9	34.8
	PEREZ KYRA	Lyon Ste Blandine	2002	9.0	7.5	10.0	8.3	34.8
35	BELKHADRIA FIRDAWS	Villeurbanne ASL	2005	9.0	7.0	10.0	8.6	34.6
	PETEUIL ENOLA	Saint Georges de Reneins	2005	8.7	7.9	10.1	7.9	34.6
37	SCAT AUDREY *	Saint Georges de Reneins IND	2004	8.6	8.2	9.8	7.5	34.1
38	BENGRINE CAMELIA	Belleville sur saone	2005	7.5	8.1	9.1	9.2	33.9
39	MERCIER ABIGAIL	Lyon Ste Blandine	2004	7.9	7.8	9.7	8.2	33.6
40	CHEVALIER ELISE	Belleville sur saone	2004	7.7	8.0	9.4	7.2	32.3
41	BAILLY ROMANE	Saint Georges de Reneins	2006	7.1	8.0	9.2	7.6	31.9
42	RABAH LINA	Meyzieu	2004	8.6	6.9	8.6	4.7	28.8
43	JAMART JULIE	Gerland Mouche	2002	0.0	9.6	10.3	8.7	28.6
44	KEDIDA NEHLA	Meyzieu	2005	6.7	7.6	7.9	6.2	28.4
45	GUIGUITANT NOEMIE	Meyzieu	2004	0.0	2.9	9.6	9.0	21.5
46	ABDI AMBRINE	Vaulx en Velin CG	2004	0.0	0.0	0.0	0.0	0.0
	BELGHAZI DINA	Vaulx en Velin CG	2004	0.0	0.0	0.0	0.0	0.0
	MAOUCHI JANA	Vaulx en Velin CG	2004	0.0	0.0	0.0	0.0	0.0
	VIVANT SARAH	Cuisery	2006	0.0	0.0	0.0	0.0	0.0

## 2. FEMININ NIVEAU8 11 + . SA\_DA (individuels)

### 2.1. Résultats par équipes

	Equipe	Club					Total
1	St Priest	69--Gymnique association saint priest	35.7	37.7	40.3	38.8	152.5
2	Villeurbanne ASL	69--A.S.L.Gratte-Ciel	35.1	37.8	38.3	37.2	148.4
3	Irigny	69--Amicale laique irigny	32.5	37.3	38.6	37.9	146.3
4	Belleville sur saone	69--Gym club belleville beaujolais	32.5	38.0	38.1	35.1	143.7
5	Gerland Mouche	69--A. L. gerland mouche	32.5	38.7	37.4	37.4	143.0 (3.0)
6	Marcy charbonnières	69--As marcy-charbonnières	31.5	38.9	36.3	36.0	142.7





### 2.2. Résultats individuels

	Gymnaste	Equipe	Annee					Total
1	FERRET ALICIA	St Priest	2006	8.7	9.8	10.5	10.0	39.0
2	GOUWY VIOLETTE	Villeurbanne ASL	2004	9.2	10.0	9.9	9.6	38.7
3	BONIN LAURA	St Priest	2005	9.2	9.6	9.9	9.7	38.4
4	KHELLAF JAHIDA	St Priest	2005	9.5	9.0	10.1	9.6	38.2
5	MIRONNEAU ROMANE	Irigny	2005	9.4	8.8	9.9	9.9	38.0
6	DUMONT LESLIE	Belleville sur saone	2000	8.2	9.8	9.9	9.9	37.8
7	DUMONT HELOUIN LEA	Villeurbanne ASL	2001	8.6	9.9	9.2	9.3	37.0
8	CATTAUD THYLANE	Gerland Mouche	2003	8.1	10.1	9.5	9.2	36.9
9	HYONNE KAREN	Marcy charbonnières	2005	8.8	9.8	8.3	9.8	36.7
10	JANIN CANDICE	Marcy charbonnières	2005	7.0	10.0	9.8	9.6	36.4
11	PETITJEAN ALICIA	St Priest	2005	7.8	9.2	9.8	9.5	36.3
12	BAGHDADI RIHEB	Gerland Mouche	2006	8.6	9.1	9.5	9.0	36.2
	MUTUBULE EUNICE	Gerland Mouche	2005	8.0	9.7	8.9	9.6	36.2
	CLAPERON LAURYNE	Villeurbanne ASL	2002	9.2	9.1	9.2	8.7	36.2
15	RUBIO LUCIE	St Priest	2005	8.3	9.1	9.2	9.5	36.1
	PAILHES LOU	Irigny	2005	7.7	9.6	9.5	9.3	36.1
17	GORAND LAURE	Gerland Mouche	2002	7.8	9.4	9.1	9.6	35.9
	CHENILLE EDENE	Irigny	2006	8.1	8.9	9.8	9.1	35.9
19	CORLOBE LUDIVINE	Belleville sur saone	2001	8.9	9.3	9.5	8.1	35.8
20	BOUGUERRA MARGOT	Marcy charbonnières	2002	8.2	9.6	9.7	7.9	35.4
21	WAGNER LEONIE	Irigny	2004	7.3	9.0	9.4	9.6	35.3
22	PUISTIENNE FELICIE	Irigny	2006	7.2	9.8	9.3	8.8	35.1
23	DOMMANGE ELODIE	Villeurbanne ASL	2002	7.4	8.7	9.3	9.5	34.9
24	JAMBON SOLENE	Belleville sur saone	2003	8.1	9.5	9.1	8.0	34.7
25	SHAGINYAN KRISTINA	Gerland Mouche	2004	7.1	9.5	9.3	8.6	34.5
26	GARNIER LAURINE *	Belleville sur saone 1 (indiv) (indiv)	2006	7.3	9.2	9.2	8.7	34.4
27	TERZAN ALICIA	Marcy charbonnières	2004	7.5	9.5	8.5	8.7	34.2
28	GEORGE ANNELISE	Villeurbanne ASL	2000	8.1	7.8	9.4	8.8	34.1
29	CAREEL ANNA	Belleville sur saone	2002	6.8	9.4	9.2	8.4	33.8
30	MOUSTAGHFIR MALAK	Villeurbanne ASL	2004	7.4	8.8	9.7	7.7	33.6
31	PLANCHE MANON	Belleville sur saone	2006	7.0	8.4	9.4	7.6	32.4
	ROSA LUCILIA	Belleville sur saone	2002	7.3	7.1	9.3	8.7	32.4





33	ROUSSEAU ELEA	Marcy charbonnières	2001	0.0	0.0	0.0	0.0	0.0
	MBY BERTHA	Gerland Mouche	2005	0.0	0.0	0.0	0.0	0.0
	OBRIEN KYANA	Irigny	2006	0.0	0.0	0.0	0.0	0.0

### 3. FEMININ NIVEAU4 11 + . SA\_DA (individuels)

#### 3.1. Résultats par équipes





	Equipe	Club					Total
1	St Priest	69--Gymnique association saint priest	33.4	35.8	36.2	38.4	143.8
2	Cuisery	69--ESPACE GYM CUISERY	30.7	36.3	37.8	37.5	142.3
3	Marcy charbonnières 1	69--As marcy-charbonnières	32.2	35.1	36.0	36.3	139.6
4	Bron	69--Amicale Laïque de Bron	31.8	34.9	35.3	36.0	138.0
5	Marcy charbonnières 2	69--As marcy-charbonnières	29.7	30.8	33.2	31.8	125.5
6	Brindas	69--A.s.brindas	19.5	24.5	24.9	24.5	93.4

#### 3.2. Résultats individuels





	Gymnaste	Equipe	Annee					Total
1	PAQUIER MARGAUX	Cuisery	1990	11.2	12.8	12.9	12.8	49.7
2	VEUILLET VICTORIA	Marcy charbonnières 1	1996	11.8	12.0	12.8	12.4	49.0
3	ANDELA EBELLA MYLENE	St Priest	2004	11.1	12.0	12.4	12.9	48.4
4	MARTIN MAE	Brindas	2004	9.9	12.5	12.9	12.7	48.0
5	GUIGUET JADE	St Priest	1998	11.3	12.1	11.3	12.5	47.2
6	BARBIERE CAROLE	Bron	1998	10.4	11.9	11.9	12.8	47.0
7	BETTINGER JEANNE	St Priest	2002	11.0	11.7	10.9	13.0	46.6
8	MARTINEZ HELOISE	Bron	1999	10.7	12.1	11.8	11.6	46.2
9	MAHMOUD ASSIL	St Priest	2002	10.3	11.5	11.9	12.1	45.8
10	REIX ELEONORE	Marcy charbonnières 1	2000	10.2	11.7	11.4	12.1	45.4
	LAMBERT CASSANDRE	Brindas	2000	9.6	12.0	12.0	11.8	45.4
12	CLERC LEA	Cuisery	2002	9.7	11.6	11.1	12.4	44.8
13	BATTU CASSANDRA	Cuisery	1998	9.8	11.9	12.1	10.8	44.6
14	MARTINEZ CHARLENE	Bron	1999	10.7	10.9	10.9	11.6	44.1
	CASTAIGNOS ALICE	Cuisery	2005	9.5	9.5	12.8	12.3	44.1
16	BUGUET CAMILLE	Marcy charbonnières 2	1989	10.3	10.6	11.1	11.8	43.8
17	DANGAS ELISE	Marcy charbonnières 1	1995	10.2	11.0	10.5	11.8	43.5
18	METRAL LUCIE	Bron	2000	10.2	10.5	11.6	11.0	43.3
19	LIARD COLINE	Marcy charbonnières 1	2004	10.0	11.1	10.7	10.4	42.2
20	CHAUMAT LOLA	Marcy charbonnières 2	2001	9.6	10.9	11.2	9.1	40.8
21	JANIN PHILIPPINE	Marcy charbonnières 2	2001	9.8	9.3	10.8	8.8	38.7
22	RODRIGUES MARIE	St Priest	2003	0.0	10.9	11.9	10.8	33.6
23	ISRAEL SION ENZA	Marcy charbonnières 1	1997	9.2	11.4	11.8	0.0	32.4
24	GREBERT CANDICE	Marcy charbonnières 2	2001	7.8	0.0	10.9	10.9	29.6
25	ROULLIN AUDREY	Cuisery	1997	0.0	11.0	0.0	0.0	11.0
26	LE BOURDAIS BAUDSON MARIANNE	Marcy charbonnières 2	2001	0.0	0.0	0.0	0.0	0.0
	PERNET AMBRE	Bron	2003	0.0	0.0	0.0	0.0	0.0
	BERTHON LAURE	Brindas	2003	0.0	0.0	0.0	0.0	0.0
	LAMBERT OLYMPE	Brindas	1997	0.0	0.0	0.0	0.0	0.0
	ROCHIGNEUX CASSANDRA	Brindas	1999	0.0	0.0	0.0	0.0	0.0

## 4. FEMININ NIVEAU4 11-15 ans . SA\_DA (individuels)

### 4.1. Résultats par équipes

	Equipe	Club					Total
1	Anse	69--Jeunesse ansoise	33.0	36.3	36.9	37.2	143.4
2	Chaponnay 2	69--Chaponnay gym	30.2	36.1	35.6	36.3	138.2
3	St Genis les Ollières	69--Entente St genoise	30.5	36.1	36.3	35.1	138.0
4	Chaponnay 1	69--Chaponnay gym	30.1	33.8	35.4	36.2	135.5
5	Marcy charbonnières	69--As marcy-charbonnières	30.9	31.8	35.0	37.4	135.1
6	Irigny	69--Amicale laique irigny	30.5	35.1	33.1	36.0	134.7

### 4.2. Résultats individuels

	Gymnaste	Equipe	Annee					Total
1	PERRAUD MAELLE	Marcy charbonnières	2005	11.2	13.1	12.7	12.9	49.9
2	PONCET LILOU	Anse	2005	11.1	12.1	12.2	12.6	48.0
3	GUENARD LISON	Chaponnay 1	2003	10.0	12.0	12.8	12.3	47.1
4	LE GARGAM CAMILLE	Anse	2005	11.1	12.0	11.5	12.4	47.0
5	DE LA FOATA ROMANE	Anse	2005	10.8	12.2	11.7	12.2	46.9
6	AVELINE ROMANE	St Genis les Ollières	2005	10.2	12.7	12.4	11.1	46.4
7	BARDE ANAE	Chaponnay 2	2004	10.3	12.6	11.8	11.5	46.2
8	VAGOGNE JULIETTE	Chaponnay 2	2004	10.0	11.8	11.6	12.7	46.1
9	VUGLIANO EMA *	Anse 1 (indiv) (indiv)	2004	10.6	11.5	11.4	12.1	45.6
	DUCHAMP EMMA	Irigny	2005	10.0	11.7	12.3	11.6	45.6
11	CAPITAO AMANDINE	St Genis les Ollières	2006	10.3	11.5	12.3	11.3	45.4
12	BURDIN MAELIA	St Genis les Ollières	2004	9.9	11.9	11.6	11.6	45.0
	PORTE LORIANE	St Genis les Ollières	2004	9.7	11.5	11.6	12.2	45.0
14	CHEVALIER LOU	Anse	2005	9.8	11.7	13.0	10.3	44.8
	PELEGRY CLARA	Chaponnay 1	2003	9.8	11.1	11.6	12.3	44.8
16	DES TOUCHES HORTENSE	Marcy charbonnières	2003	9.6	12.1	10.1	12.4	44.2
	DUCHAMP LEA	Irigny	2003	10.0	11.6	10.2	12.4	44.2
18	BETTINGER HELENE	Chaponnay 2	2004	9.9	11.7	12.2	10.1	43.9
19	SANCHEZ AUREANE	Irigny	2004	9.3	11.5	10.6	12.0	43.4
20	AMILLIAC CECILIA *	St Genis les Ollières 1 (indiv) (indiv)	2002	10.5	11.7	11.3	9.7	43.2
21	MATTERA EVA	Chaponnay 1	2003	10.3	10.7	11.0	10.0	42.0
22	DONJON CLARA	Irigny	2005	10.5	10.9	9.6	10.9	41.9
	ROCHETTE JESSICA	Chaponnay 1	2004	9.8	10.3	10.2	11.6	41.9
24	DESCHAMPS LOLA	Irigny	2004	9.7	11.8	10.2	9.8	41.5
	DAVAUX MARINE	St Genis les Ollières	2005	10.0	10.5	10.8	10.2	41.5
26	SOUCHELEAU CARLA	Marcy charbonnières	2003	10.1	6.6	12.2	12.1	41.0
27	DELECROIX ROMANE	Chaponnay 2	2002	9.9	8.3	8.1	12.1	38.4
28	NIETO ERINE	Chaponnay 1	2002	0.0	8.9	5.4	0.0	14.3
29	DJEBBAR RADIA	Anse	2005	0.0	0.0	0.0	8.1	8.1
30	CAYRE BERTHILLE	Marcy charbonnières	2004	0.0	0.0	0.0	0.0	0.0
	BURDIN MAELIA *	St Genis les Ollières 1 (indiv) (indiv)	2004	0.0	0.0	0.0	0.0	0.0
	NOLET FLORA	Chaponnay 2	2003	0.0	0.0	0.0	0.0	0.0