













Résultats de la compétition
départementale GAM 37
chateauroux (37)
11 février 2018

2. MASCULIN NIVEAU6 7-14 ans . SA_DA (individuels)

2.1. Résultats par équipes


	Equipe	Club							Total
1	Luynes	37--AS LUYNES GYM-ENFANTS	43.5	33.0	42.2	34.9	41.6	39.6	234.8
2	Esvres	37--Gymnastique Sportive Esvres	42.2	33.2	40.6	39.6	40.3	37.1	233.0
3	Bléré	37--Session Gymnastique Artistique Bléré Val de Cher	40.6	35.5	40.6	38.7	40.4	36.6	232.4
4	Monts	37--GSM	36.2	23.5	34.2	35.4	37.4	35.1	201.8

2.2. Résultats individuels







	Gymnaste	Equipe	Année							Total
1	HICAUBE GABIN	Luynes	2008	11.1	9.1	10.8	8.5	10.8	9.9	60.2
2	RICHE SAM	Esvres	2004	10.7	9.0	10.2	10.2	9.9	9.6	59.6
3	HUSSON NOE	Esvres	2006	10.3	9.0	10.2	10.2	10.1	9.2	59.0
	FOUQUET TOM	Bléré	2004	10.0	9.0	10.3	9.1	10.4	10.2	59.0
5	MOULINOU RAPHAEL	Luynes	2007	10.6	8.1	10.9	8.9	10.1	10.3	58.9
6	THOMAS-FARGEAU MORGAN	Luynes	2009	10.9	7.6	10.4	8.8	10.6	10.4	58.7
7	LORAS ROMAIN	Bléré	2007	10.5	8.9	10.2	9.0	9.8	9.8	58.2
8	AFONSO MARCOS	Esvres	2007	10.6	8.2	10.3	9.4	9.8	9.1	57.4
9	MISCHLER ALEXIS	Bléré	2004	10.0	8.9	9.9	9.9	9.4	8.3	56.4
	MOULON THÉO	Bléré	2004	9.3	8.5	10.1	10.3	9.9	8.3	56.4
11	LEBLANC AXEL	Luynes	2007	10.9	7.2	9.4	8.4	10.1	9.0	55.0
12	COUDERT JOHAN	Esvres	2007	10.2	6.6	9.8	9.0	10.5	8.7	54.8
13	RENARD DEWYNTER NOÉ	Monts	2008	10.2	6.4	9.8	8.7	9.4	9.3	53.8
14	AUPERRIN MATHIEU	Esvres	2008	10.6	5.0	9.9	9.2	9.8	9.2	53.7
15	MUNOS SACHA	Luynes	2006	10.5	8.2	9.2	8.6	9.8	6.5	52.8
16	CHAGNAUD LUCAS	Monts	2009	8.0	5.9	10.0	9.0	10.1	8.5	51.5
17	HERVET LORENZO	Bléré	2008	8.0	8.7	10.0	9.4	10.3	4.5	50.9
18	CHAUVET LILIAN	Luynes	2008	10.5	3.6	10.1	8.6	9.9	7.6	50.3
19	BONNARDEL MAXENCE	Monts	2007	9.3	7.7	8.1	8.9	9.5	5.4	48.9
20	BELOUAD-MEIGNAN ULYSSE	Esvres	2006	9.9	7.0	8.6	9.8	9.4	2.2	46.9
21	ROSTANT-CHARROUX ETHANN	Bléré	2008	10.1	3.4	9.6	9.1	8.7	5.1	46.0
22	BEAUMONT CAMERON	Monts	2005	7.9	3.5	6.0	8.8	8.4	9.0	43.6
23	BLANCHARD ENZO	Monts	2007	8.7	2.4	6.3	8.5	7.3	8.3	41.5
24	VIDARD GUILLAUME *	Bléré 1 (indiv) (indiv)	2007	9.1	4.9	9.5	0.0	8.6	8.1	40.2
25	FERNANDES MATYS *	Luynes 1 (indiv) (indiv)	2008	0.0	0.0	0.0	0.0	0.0	0.0	0.0

3. MASCULIN NIVEAU3 11 + . SA_DA (individuels)

3.1. Résultats par équipes

	Equipe	Club							Total
1	Tours GC 1	37--Tours Gymnastique Club	32.8	30.2	32.5	35.1	30.8	29.1	190.5

3.2. Résultats individuels







	Gymnaste	Equipe	Année							Total
1	DOUSSAT PHILIPPE	Tours GC 1	1973	10.3	12.4	10.5	11.3	12.1	8.7	65.3
2	DE TUGNY JEAN	Tours GC 1	1990	10.4	8.7	11.1	10.8	9.8	10.1	60.9
3	TOLLET CORENTIN	Tours GC 1	1999	12.1	9.1	10.9	12.4	8.9	4.2	57.6
4	GAUDIN DAVID	Tours GC 1	1991	6.0	7.0	8.2	11.4	8.8	10.3	51.7
5	TURIC NICOLAS	Tours GC 1	1998	0.0	0.0	0.0	0.0	0.0	0.0	0.0
	SALAGNAC VINCENT *	Tours GC 2 (indiv) (indiv)	1996	0.0	0.0	0.0	0.0	0.0	0.0	0.0

4. MASCULIN NIVEAU4 11 + . SA_DA (individuels)

4.1. Résultats par équipes







	Equipe	Club							Total
1	Tours GC	37--Tours Gymnastique Club	31.2	26.8	36.1	32.6	34.4	29.1	190.2

4.2. Résultats individuels







	Gymnaste	Equipe	Anne e							Total
1	DEPONT BERTRAND	Tours GC	1986	12.1	10.5	12.0	10.8	12.4	10.0	67.8
2	ZAJEWSKA DENIS	Tours GC	2000	10.8	8.7	11.9	10.9	11.5	9.7	63.5
3	ZAJEWSKA CEDRIC	Tours GC	1998	8.3	7.6	12.2	10.9	10.5	9.4	58.9
4	TURBAULT ANTOINE	Tours GC	1999	0.0	0.0	0.0	0.0	0.0	0.0	0.0
	TURBAULT ETIENNE	Tours GC	1999	0.0	0.0	0.0	0.0	0.0	0.0	0.0

5. MASCULIN NIVEAU4 11-18 ans . SA_DA (individuels)

5.1. Résultats par équipes







	Equipe	Club							Total
1	Tours GC	37--Tours Gymnastique Club	19.8	24.5	25.1	30.4	23.4	21.3	144.5

5.2. Résultats individuels







	Gymnaste	Equipe	Anne e							Total
1	CLEMENTE LOUIS	Tours GC	2004	8.2	10.4	8.9	10.7	10.4	9.6	58.2
2	CHOMAT NIELS	Tours GC	2004	7.0	8.1	7.7	10.3	7.2	6.0	46.3
3	OUVRARD TIMEO	Tours GC	2004	4.6	6.0	8.5	9.4	5.8	5.7	40.0
4	CHERIOUX THOMAS	Tours GC	2001	0.0	0.0	0.0	0.0	0.0	0.0	0.0
	PENNARD LÉO	Tours GC	2001	0.0	0.0	0.0	0.0	0.0	0.0	0.0

6. MASCULIN NIVEAU5 7-10 ans . SA_DA (individuels)

6.1. Résultats par équipes







	Equipe	Club							Total
1	Tours GC	37--Tours Gymnastique Club	31.0	33.4	35.1	36.7	41.9	34.9	213.0

6.2. Résultats individuels


	Gymnaste	Equipe	Anne e							Total
1	MARCHAND ANTOINE	Tours GC	2007	9.4	9.8	10.2	10.1	10.8	9.9	60.2
2	DURAND LOUIS	Tours GC	2007	7.0	8.8	8.9	8.8	10.9	7.7	52.1
3	CLEMENTE ALEXANDRE	Tours GC	2007	8.7	7.2	7.2	9.2	10.2	9.3	51.8
4	NATTER DAVID	Tours GC	2007	5.9	7.1	8.6	8.6	10.0	7.8	48.0
5	BOISBRAS KORANTIN	Tours GC	2009	4.9	7.6	7.4	8.6	7.0	7.9	43.4

7. MASCULIN NIVEAU6 7-10 ans . SA_DA (individuels)

7.1. Résultats par équipes

	Equipe	Club							Total
1	Tours GC	37--Tours Gymnastique Club	26.1	25.9	21.8	25.6	26.8	14.5	140.7

7.2. Résultats individuels







	Gymnaste	Equipe	Anne e							Total
1	GARROT JULES	Tours GC	2007	8.6	10.0	7.8	9.3	10.6	8.2	54.5
2	CECCALDI ANGELO	Tours GC	2009	10.6	8.7	10.0	8.7	9.4	6.2	53.6
3	OUVRARD PHILÉMON	Tours GC	2010	6.9	7.2	4.0	7.6	6.8	0.1	32.6
4	PUGA-PINHEIRO LUIZ	Tours GC	2009	0.0	0.0	0.0	0.0	0.0	0.0	0.0

8. MASCULIN NIVEAU2 11 + . SA_DA (individuels)

8.1. Résultats par équipes

	Equipe	Club							Total
--	--------	------	---	---	--	---	---	---	-------







8.2. Résultats individuels

	Gymnaste	Equipe	Anne e							Total
1	JAMET THOMAS *	Tours GC 1 (indiv) (indiv)	1995	14.0	10.3	12.4	12.9	12.4	12.6	74.6







Résultats de la compétition
départementale GAM 41
chateauroux (41)
11 février 2018

1. MASCULIN NIVEAU4 11-18 ans . SA_DA (individuels)

1.1. Résultats par équipes







	Equipe	Club							Total
1	Vendome	41--US VENDOME	34.9	27.7	38.5	32.8	31.3	30.2	195.4

1.2. Résultats individuels







	Gymnaste	Equipe	Anne e							Total
1	HERAULT YOANN	Vendome	2000	12.7	11.1	12.2	11.1	11.7	12.4	71.2
2	SEGURA THIBAULT	Vendome	2003	10.8	7.9	13.2	10.8	10.1	8.3	61.1
3	PRUGNY LE BRAS MARTIN	Vendome	2001	10.3	6.4	13.1	10.4	9.5	6.3	56.0
4	GRANGER LOUIS	Vendome	2002	11.1	6.8	7.4	10.9	8.4	9.0	53.6
5	SOËTE ANTONIN	Vendome	2004	11.1	8.7	3.9	10.6	8.7	8.8	51.8

2. MASCULIN NIVEAU5 7-14 ans . SA_DA (individuels)

2.1. Résultats par équipes







	Equipe	Club							Total
1	Vendome	41--US VENDOME	33.8	29.2	28.3	33.4	34.1	28.5	187.3

2.2. Résultats individuels







	Gymnaste	Equipe	Anne e							Total
1	RIGOREAU ÉMILIEN	Vendome	2006	9.7	7.3	6.6	9.7	10.4	7.8	51.5
2	METAYER BAPTISTE	Vendome	2005	8.2	7.9	7.4	7.2	9.4	8.2	48.3
3	PETIT JORIS	Vendome	2006	8.6	7.3	6.9	8.6	7.1	4.9	43.4
4	PAGES-CORNU NOA	Vendome	2006	7.3	6.7	6.0	7.9	7.2	6.1	41.2
5	METAYER ALBIN	Vendome	2007	5.6	4.7	7.4	0.0	5.0	6.4	29.1
6	BESNARD JOACHIM	Vendome	2007	0.0	0.0	0.0	0.0	0.0	0.0	0.0

3. MASCULIN ENCHAINEMENT 11 + . SA_DA (individuels)

3.1. Résultats par équipes







	Equipe	Club							Total
1	Vendome	41--US VENDOME	29.1	34.0	24.8	29.9	34.0	22.9	174.7

3.2. Résultats individuels







	Gymnaste	Equipe	Anne e							Total
1	MAZIERE STEPHANE	Vendome	1970	9.1	12.0	9.7	10.0	12.5	9.0	62.3
2	NIEL NATHAN	Vendome	2001	11.4	11.0	7.7	10.2	10.4	5.7	56.4
3	METAYER LOÏC	Vendome	1976	8.6	11.0	7.4	9.7	11.1	8.2	56.0
4	GUERY KERAN	Vendome	2000	0.0	0.0	0.0	0.0	0.0	0.0	0.0
	OUBOUAZIZ ADEL	Vendome	1999	0.0	0.0	0.0	0.0	0.0	0.0	0.0

4. MASCULIN NIVEAU6 7-10 ans . SA_DA (individuels)

4.1. Résultats par équipes







	Equipe	Club							Total
1	Vendome	41--US VENDOME	37.2	34.0	24.6	34.4	37.4	25.0	192.6

4.2. Résultats individuels







	Gymnaste	Equipe	Anne e							Total
1	BOURASSI MOHAMED	Vendome	2009	10.1	9.4	7.4	8.8	10.0	7.9	53.6
2	FORVEILLE LOAN	Vendome	2009	8.4	9.4	6.8	8.2	9.3	7.2	49.3
3	SOYSOUVANH GARY	Vendome	2008	10.8	4.8	5.8	9.2	9.4	4.7	44.7
4	HOUNSOUNOU LOUIS-ACHILLE	Vendome	2009	7.9	8.5	4.6	8.2	8.7	5.2	43.1
5	BOURASSI ZAKARYA	Vendome	2010	4.2	6.7	2.8	8.2	2.0	0.2	24.1
6	LOISEAU ROBIN	Vendome	2008	0.0	0.0	0.0	0.0	0.0	0.0	0.0

5. MASCULIN NIVEAU6 7-14 ans . SA_DA (individuels)

5.1. Résultats par équipes

	Equipe	Club							Total
1	Vendome	41--US VENDOME	12.3	10.1	6.1	7.4	8.7	6.9	51.5





5.2. Résultats individuels

	Gymnaste	Equipe	Anne e							Total
1	FROIDEVAUX LIAM	Vendome	2010	4.2	6.7	6.1	7.4	5.7	4.4	34.5
2	CORNET GABIN	Vendome	2009	8.1	3.4	0.0	0.0	3.0	2.5	17.0
3	BOUZY ANTONIN	Vendome	2005	0.0	0.0	0.0	0.0	0.0	0.0	0.0
	FRELON EVAN	Vendome	2008	0.0	0.0	0.0	0.0	0.0	0.0	0.0
	LEBEAU ANTOINE	Vendome	2008	0.0	0.0	0.0	0.0	0.0	0.0	0.0
	MOKRANI MARCEAU	Vendome	2010	0.0	0.0	0.0	0.0	0.0	0.0	0.0





Résultats de la compétition
départementale 36
Châteauroux
10 et 11 février 2018

1. FEMININ NIVEAU3 11 + . SA_DA (individuels)

1.1. Résultats par équipes





	Equipe	Club					Total
1	Chateauroux	36--ASPTT GYM	0.0	0.0	0.0	0.0	0.0

1.2. Résultats individuels





	Gymnaste	Equipe	Annee					Total
1	CANTREL LEA	Chateauroux	2000	0.0	0.0	0.0	0.0	0.0
	DELON EMILIE	Chateauroux	2000	0.0	0.0	0.0	0.0	0.0
	GUIBLIN LAURIE	Chateauroux	1990	0.0	0.0	0.0	0.0	0.0
	MIREY LUCIE	Chateauroux	1998	0.0	0.0	0.0	0.0	0.0
	PENN JULIETTE	Chateauroux	2002	0.0	0.0	0.0	0.0	0.0

2. FEMININ NIVEAU4 11 + . SA_DA (individuels)

2.1. Résultats par équipes





	Equipe	Club					Total
1	Chateauroux	36--ASPTT GYM	0.0	0.0	0.0	0.0	0.0

2.2. Résultats individuels





	Gymnaste	Equipe	Annee					Total
1	CHARPIN AUDREY	Chateauroux	2001	0.0	0.0	0.0	0.0	0.0
	COMPIN MANON	Chateauroux	2001	0.0	0.0	0.0	0.0	0.0
	GILLET MANON	Chateauroux	2000	0.0	0.0	0.0	0.0	0.0
	LEVEAU AMANDINE	Chateauroux	1990	0.0	0.0	0.0	0.0	0.0
	RHIMBERT ANDREA	Chateauroux	2001	0.0	0.0	0.0	0.0	0.0

3. FEMININ NIVEAU4 11-18 ans . SA_DA (individuels)

3.1. Résultats par équipes





	Equipe	Club					Total
1	Chateauroux	36--ASPTT GYM	0.0	0.0	0.0	0.0	0.0

3.2. Résultats individuels

	Gymnaste	Equipe	Annee					Total
1	FABER STESSY	Chateauroux	2003	0.0	0.0	0.0	0.0	0.0
	LE FRAPPER MAEVA	Chateauroux	2003	0.0	0.0	0.0	0.0	0.0
	PICHON MAELISS	Chateauroux	2002	0.0	0.0	0.0	0.0	0.0
	TOUCHARD MARIELLE	Chateauroux	1999	0.0	0.0	0.0	0.0	0.0

4. FEMININ NIVEAU5 11-15 ans . SA_DA (individuels)

4.1. Résultats par équipes





	Equipe	Club					Total
1	Chateauroux	36--ASPTT GYM	0.0	0.0	0.0	0.0	0.0

4.2. Résultats individuels





	Gymnaste	Equipe	Annee					Total
1	BLERON PONROY VIOLETTE	Chateauroux	2005	0.0	0.0	0.0	0.0	0.0
	BOISSY OCEANE	Chateauroux	2005	0.0	0.0	0.0	0.0	0.0
	BOUZANNE LOLA	Chateauroux	2004	0.0	0.0	0.0	0.0	0.0
	FOUCHET CLEO	Chateauroux	2005	0.0	0.0	0.0	0.0	0.0
	GIRAUD NORA	Chateauroux	2004	0.0	0.0	0.0	0.0	0.0
	MONNIER LEA	Chateauroux	2004	0.0	0.0	0.0	0.0	0.0

5. FEMININ NIVEAU5 11-18 ans . SA_DA (individuels)

5.1. Résultats par équipes





	Equipe	Club					Total
1	Chateauroux	36--ASPTT GYM	0.0	0.0	0.0	0.0	0.0

5.2. Résultats individuels





	Gymnaste	Equipe	Annee					Total
1	GIRAUD LISA	Chateauroux	2002	0.0	0.0	0.0	0.0	0.0
	LAVENU-REMY ALEXIA	Chateauroux	2001	0.0	0.0	0.0	0.0	0.0
	PICHON FIONA	Chateauroux	2002	0.0	0.0	0.0	0.0	0.0
	PORTRAIT ADELE	Chateauroux	2002	0.0	0.0	0.0	0.0	0.0
	ROUSSEL CHLOE	Chateauroux	2002	0.0	0.0	0.0	0.0	0.0
	SALMON ORANE	Chateauroux	2003	0.0	0.0	0.0	0.0	0.0

6. FEMININ NIVEAU8 7-10 ans . SA_DA (individuels)

6.1. Résultats par équipes





	Equipe	Club					Total
1	Chateauroux	36--ASPTT GYM	0.0	0.0	0.0	0.0	0.0

6.2. Résultats individuels



	Gymnaste	Equipe	Annee					Total
1	GAUSSE LEELOU	Chateauroux	2008	0.0	0.0	0.0	0.0	0.0
	GUILLOAN ANNA	Chateauroux	2009	0.0	0.0	0.0	0.0	0.0
	MOINE LOUANE	Chateauroux	2008	0.0	0.0	0.0	0.0	0.0
	RIVIERE ENOLA	Chateauroux	2008	0.0	0.0	0.0	0.0	0.0
	ROBERT-LEMIUS FAUSTINE	Chateauroux	2007	0.0	0.0	0.0	0.0	0.0

7. FEMININ NIVEAU8 7-12 ans . SA_DA (individuels)

7.1. Résultats par équipes





	Equipe	Club					Total
1	Chateauroux	36--ASPTT GYM	0.0	0.0	0.0	0.0	0.0

7.2. Résultats individuels





	Gymnaste	Equipe	Annee					Total
1	CHEBANCE LEA	Chateauroux	2007	0.0	0.0	0.0	0.0	0.0
	DECOUX AMELIE	Chateauroux	2007	0.0	0.0	0.0	0.0	0.0
	MONTEIRO ALVES JESSICA	Chateauroux	2006	0.0	0.0	0.0	0.0	0.0
	MOUAOUYA NALLIHIA	Chateauroux	2006	0.0	0.0	0.0	0.0	0.0
	QUESNEL HANAÉ	Chateauroux	2008	0.0	0.0	0.0	0.0	0.0
	ROUSSEUX PHOEBE	Chateauroux	2006	0.0	0.0	0.0	0.0	0.0

8. FEMININ NIVEAU8 7-8 ans . SA_DA (individuels)

8.1. Résultats par équipes

	Equipe	Club					Total
1	Chateauroux	36--ASPTT GYM	0.0	0.0	0.0	0.0	0.0

8.2. Résultats individuels





	Gymnaste	Equipe	Annee					Total
1	CHRETIEN OCEANE	Chateauroux	2010	0.0	0.0	0.0	0.0	0.0
	DA SILVA CHARLOTTE	Chateauroux	2009	0.0	0.0	0.0	0.0	0.0
	GRAINDORGE EULALIE	Chateauroux	2010	0.0	0.0	0.0	0.0	0.0
	NOP TOTIN ALYSSA	Chateauroux	2009	0.0	0.0	0.0	0.0	0.0
	VERDON MELYNE	Chateauroux	2009	0.0	0.0	0.0	0.0	0.0

9. FEMININ NIVEAU2 11-18 ans . SA_DA (individuels)

9.1. Résultats par équipes








	Equipe	Club					Total
--	--------	------	--	---	---	---	-------

9.2. Résultats individuels








	Gymnaste	Equipe	Annee					Total
1	POTIER ANNE LONA *	Chateauroux 1 (indiv) (indiv)	1999	0.0	0.0	0.0	0.0	0.0

10. MASCULIN NIVEAU4 11 + . SA_DA (individuels)

10.1. Résultats par équipes








	Equipe	Club								Total
1	Chateauroux	36--ASPTT GYM	33.4	32.2	35.0	32.7	36.4	31.9		201.6

10.2. Résultats individuels








	Gymnaste	Equipe	Anne e								Total
1	CORVAISIER BENJAMIN	Chateauroux	2000	12.3	11.1	11.8	12.1	12.0	8.9		68.2
2	AUFRERE MOW	Chateauroux	2000	11.7	7.7	10.3	10.6	12.0	10.6		62.9
3	SIMON NICOLAS	Chateauroux	2000	0.0	11.5	12.9	0.0	12.4	12.2		49.0
4	WEISS CODY	Chateauroux	1999	9.4	2.7	8.0	10.0	9.8	8.0		47.9
5	BERTHET ALEXIS	Chateauroux	1987	0.0	9.6	8.9	0.0	11.8	9.1		39.4

11. MASCULIN NIVEAU5 11 + . SA_DA (individuels)

11.1. Résultats par équipes








	Equipe	Club								Total
1	Chateauroux	36--ASPTT GYM	37.5	38.9	37.9	36.7	32.9	32.8		216.7

11.2. Résultats individuels








	Gymnaste	Equipe	Anne e								Total
1	GAILLOCHON MATTEO	Chateauroux	2002	9.2	10.2	10.4	8.6	10.5	9.7		58.6
2	CONCHON CELESTIN	Chateauroux	2005	10.5	10.4	9.5	9.5	7.7	9.2		56.8
3	BIGNOLAIS ROMAN	Chateauroux	1997	9.7	9.6	10.1	9.9	9.1	7.3		55.7
4	MOREL ENZO	Chateauroux	2005	8.1	8.7	7.9	8.7	5.6	6.6		45.6
5	CARRET TOM	Chateauroux	1999	0.0	0.0	0.0	0.0	0.0	0.0		0.0
	GIL THEO	Chateauroux	2000	0.0	0.0	0.0	0.0	0.0	0.0		0.0

12. MASCULIN NIVEAU5 7-14 ans . SA_DA (individuels)

12.1. Résultats par équipes







	Equipe	Club								Total
1	Chateauroux	36--ASPTT GYM	38.2	36.5	34.2	36.4	37.6	32.2		215.1

12.2. Résultats individuels







	Gymnaste	Equipe	Anne e								Total
1	GROS ARTHUR	Chateauroux	2007	10.2	8.4	9.5	9.7	8.8	8.6		55.2
2	GRAINDORGE ANCELIN	Chateauroux	2007	9.0	9.7	7.6	9.2	9.6	8.8		53.9
3	GEORGY JOWAN	Chateauroux	2009	9.2	9.3	6.3	8.6	8.9	8.1		50.4
4	PARROTTA MATEO	Chateauroux	2006	9.8	9.1	8.6	0.0	10.3	6.7		44.5
5	LE BRIS GABRIEL	Chateauroux	2005	7.3	8.4	8.5	8.9	3.3	6.6		43.0
6	AUFRERE ANOKI	Chateauroux	2005	0.0	0.0	0.0	0.0	0.0	0.0		0.0

13. MASCULIN NIVEAU6 7-14 ans . SA_DA (individuels)

13.1. Résultats par équipes

	Equipe	Club							Total
1	Chateauroux	36--ASPTT GYM	34.9	29.7	32.0	35.0	37.9	33.5	203.0

13.2. Résultats individuels








	Gymnaste	Equipe	Anne e							Total
1	MARCHE LILIAN	Chateauroux	2008	11.1	9.1	8.5	8.8	9.5	9.1	56.1
2	MOUAOUYA NASSIM	Chateauroux	2007	7.8	8.0	7.8	8.5	10.1	8.4	50.6
3	LAQUAZ-WIRTH PACOME	Chateauroux	2006	10.5	5.0	7.4	8.9	9.5	8.5	49.8
4	THIRIAT STEEVE	Chateauroux	2005	5.0	6.0	7.8	8.6	8.7	7.5	43.6
5	BOUQUIN TIMMY	Chateauroux	2010	5.0	6.6	7.9	8.2	8.8	6.7	43.2
6	GAGNANT GABRIEL	Chateauroux	2009	5.5	4.6	6.5	8.7	4.8	6.5	36.6

14. MASCULIN NIVEAU3 11 + . SA_DA (individuels)

14.1. Résultats par équipes





	Equipe	Club								Total
--	--------	------	---	---	--	---	---	---	---	-------

14.2. Résultats individuels





	Gymnaste	Equipe	Anne e								Total
1	LARA KEVIN *	Chateauroux 1 (indiv) (indiv)	1991	11.2	5.2	0.0	12.1	11.9	6.8	47.2	

15. FEMININ NIVEAU5 11 + . SA_DA (individuels)

15.1. Résultats par équipes

	Equipe	Club					Total
1	La chatre	36--Union sportive la chatre	0.0	0.0	0.0	0.0	0.0

15.2. Résultats individuels

	Gymnaste	Equipe	Annee					Total
1	AUSSOURD LEA	La chatre	2003	0.0	0.0	0.0	0.0	0.0
	CAPEL AGATHE	La chatre	2002	0.0	0.0	0.0	0.0	0.0
	DUMAS JULIETTE	La chatre	2001	0.0	0.0	0.0	0.0	0.0
	MOREAU AMANDINE	La chatre	2004	0.0	0.0	0.0	0.0	0.0
	PERRIER CORALINE	La chatre	2001	0.0	0.0	0.0	0.0	0.0
	REVELON OCEANE	La chatre	2004	0.0	0.0	0.0	0.0	0.0