









Résultats de la compétition
Finales Nationales UFOLEP
Agen Boé
2 et 3 juin 2018

2. FEMININ NIVEAU7 11 + . SA_DA (individuels)

2.1. Résultats par équipes

	Equipe	Club					Total
1	Wasquehal	59--Esperance wasquehal gym	40.3	41.9	40.4	44.0	166.6
2	Croix	59--Patriote de Croix	39.0	41.7	40.0	43.1	163.8
3	Montigny en gohelle	62--Montigny Gym Club	39.6	40.9	40.4	42.4	163.3
4	Villeurbanne ASL	69--A.S.L.Gratte-Ciel	39.9	40.4	39.5	43.3	163.1
5	Cuisery	69--ESPACE GYM CUISERY	38.1	41.2	40.3	43.4	163.0
6	Fives	59--St maurice fives	39.1	40.8	39.1	43.3	162.3
7	Trets 2	13--Gymnastique sportive tretsoise	39.5	41.6	37.3	43.2	161.6
8	St aubin du cormier 3	35--Salto Gym Club	37.5	42.0	38.8	42.5	160.8
9	Marcoussis 2	91--Asm	39.1	40.4	38.4	42.4	160.3
10	Crest	26--Us crétoise gymnastique	38.6	40.7	38.0	42.3	159.6
	Bourg St Maurice	73--Bsm gym bourg st maurice	37.4	41.4	39.6	41.2	159.6
12	Castelnau le lez 3	34--GSL34.com - Castelnau le Lez	37.0	41.5	38.2	42.7	159.4
13	Villeneuve sur Lot	47--Cercle gymnique villeneuvois	38.3	38.6	38.7	42.4	158.0
14	Dammarie	77--Etoile sportive de dammarie les lys	39.1	39.4	37.4	41.7	157.6
15	Portet sur garonne	31--Portet gym	38.3	37.9	37.0	42.7	155.9
16	Chateauroux 1	36--ASPTT GYM	37.1	36.4	37.3	42.7	153.5
17	Chappes LG	63--Chappes Limagne Gym	35.2	37.6	36.8	43.3	152.9
18	Monts	37--GSM	34.7	32.9	36.7	39.2	143.5

2.2. Résultats individuels


	Gymnaste	Equipe	Annee					Total
1	GEHIN LOANE	Wasquehal	2005	10.3	11.0	10.3	11.0	42.6
2	PESIN LAURINE	Wasquehal	2005	10.4	10.2	10.5	11.1	42.2
3	KINDANGU VALENCE	Wasquehal	2004	10.4	10.4	10.2	11.0	42.0
4	ROUABAH ELIA	Crest	2005	10.9	10.4	9.9	10.5	41.7
	PERRAT SEGOLENE	Villeurbanne ASL	2002	10.3	10.2	10.2	11.0	41.7
6	HAMMOU SELMA	Fives	2005	10.1	10.6	10.0	10.8	41.5
7	DESPRETZ LEA	Croix	2001	9.9	10.5	10.1	10.9	41.4
8	THIBAUT LOUISE	Bourg St Maurice	2005	9.8	10.3	10.2	10.9	41.2
	LESIRE KORYDWEEN	Montigny en gohelle	2004	10.0	10.3	10.2	10.7	41.2
10	PIERART LOU	Croix	2006	10.1	10.4	9.9	10.6	41.0
	LEROY ELINA	Montigny en gohelle	2005	9.8	10.5	10.0	10.7	41.0
12	BARET ELEONORE	Trets 2	2002	10.2	10.5	9.5	10.7	40.9
	JACOB EWL	Cuisery	2005	9.8	10.1	10.1	10.9	40.9
	BOTTIAU LOUANNE	Montigny en gohelle	2005	9.9	10.2	10.2	10.6	40.9
15	RUHANT ELYSE	Fives	2005	10.0	10.5	9.5	10.8	40.8
16	VIVANT SARAH	Cuisery	2006	9.3	10.4	10.0	10.9	40.6
17	LECOT MORGANE	Marcoussis 2	2005	9.9	10.3	9.6	10.7	40.5
	GALLAIS LAETITIA	Dammarie	1990	10.1	10.1	9.6	10.7	40.5
	LADET CHARLOTTE	Castelnau le lez 3	2001	9.9	10.4	9.5	10.7	40.5
	BELKHADRIA FIRDAWS	Villeurbanne ASL	2005	9.6	10.3	9.9	10.7	40.5

	DUSSERRE FLAVIE	Cuisery	2004	9.4	10.2	10.1	10.8	40.5
22	BONNIN EVA	Trets 2	2005	9.6	10.5	9.3	11.0	40.4
	BOUSQUET LOLA	Portet sur garonne	2005	9.9	9.9	9.8	10.8	40.4
	DERENNE - JEULAND ELINA	St aubin du cormier 3	2006	9.4	10.5	9.7	10.8	40.4
25	MAURICCI VALÉRIE	Dammarie	1993	9.9	9.9	10.0	10.4	40.2
	VANPEVENAGE CAMILLE	Cuisery	2006	9.5	9.8	10.1	10.8	40.2
	MOUSSEUX PEMA	Bourg St Maurice	2004	9.7	10.2	9.8	10.5	40.2
	CARTA CLEMENCE	Croix	2005	9.4	10.5	9.4	10.9	40.2
29	NANTY AUDE	Marcoussis 2	2004	9.7	10.0	10.1	10.3	40.1
	MEYER CLARA	Villeurbanne ASL	2001	9.7	9.9	10.0	10.5	40.1
	GEORGEAULT LOLA	St aubin du cormier 3	2006	9.2	10.3	9.7	10.9	40.1
32	LECHALIER CAMILLE	Trets 2	2005	9.7	10.1	9.8	10.4	40.0
33	RUHANT ANAIS	Fives	1993	9.2	10.0	9.8	10.9	39.9
	PEROLARI SARAH	Villeneuve sur Lot	2002	9.8	10.1	9.3	10.7	39.9
	MENIS CLARA	Portet sur garonne	2005	9.5	10.1	9.4	10.9	39.9
	MAAKACI ILYANA	Montigny en gohelle	2005	9.9	9.6	10.0	10.4	39.9
37	DUMONT CAMILLE	Cuisery	2004	9.4	10.4	9.6	10.4	39.8
	COURT CHARLENE	Chappes LG	2004	9.7	9.6	9.5	11.0	39.8
	SITRUK LOANNE	St aubin du cormier 3	2006	9.6	10.6	9.8	9.8	39.8
40	PERNOT NOEMIE	Trets 2	2001	9.9	10.3	8.7	10.8	39.7
	PONTON EMY	Crest	2005	10.2	10.5	8.6	10.4	39.7
42	LAFFARGUE MARIE	Castelnau le lez 3	2003	8.8	10.4	9.6	10.8	39.6
	POURIEL ALISSON	Castelnau le lez 3	2004	8.9	10.7	9.6	10.4	39.6
	SITRUK FLAVIE	St aubin du cormier 3	2004	8.9	10.6	9.6	10.5	39.6
45	ILOKI ELEKA LENA	Marcoussis 2	2005	9.7	10.0	9.1	10.6	39.4
	DESCAMPS ALIX	Wasquehal	2005	8.8	10.3	9.4	10.9	39.4
	HANOT BERENICE	Croix	2003	9.6	9.4	9.7	10.7	39.4
48	MARESCAUX LIONA	Fives	2006	9.7	9.7	9.5	10.4	39.3
49	CHAUVIGNON CHLOE	Chateauroux 1	2002	9.3	10.0	9.2	10.7	39.2
	GUICHARD ELODIE	Cuisery	2005	8.5	10.2	9.7	10.8	39.2
51	BONDOIS ELISA	Montigny en gohelle	2004	9.6	9.9	9.4	10.1	39.0
52	BRUSTOLIN LÉANA	Crest	2004	8.9	10.1	9.0	10.9	38.9
53	PICARD EVA	Villeurbanne ASL	2004	9.2	10.0	8.8	10.8	38.8
54	LACOMBE ELODIE	Villeneuve sur Lot	2000	9.7	8.7	9.8	10.5	38.7
	GUILLEMAIN LUCIE	Chateauroux 1	2003	9.0	9.8	9.3	10.6	38.7
56	D'ABADIE DE LURBE EMMA	Marcoussis 2	2004	9.8	10.1	9.6	9.1	38.6
	DESHAYES EMMA	Crest	2004	8.6	9.7	9.9	10.4	38.6
	SOMBIA IV KETSIA	Castelnau le lez 3	2004	9.1	10.0	9.0	10.5	38.6
59	RUHANT YOLAINE	Fives	2002	9.3	8.6	9.8	10.8	38.5
	GARY PERRINE	Villeneuve sur Lot	2000	9.1	8.7	10.0	10.7	38.5
	FOURNIER ORIANE	Trets 2	2003	9.7	10.3	8.1	10.4	38.5
62	FORGAC MAELIS	Portet sur garonne	2005	9.7	8.6	9.4	10.7	38.4
	AISA ALEXANDRA SACHA	Bourg St Maurice	2004	8.6	9.8	9.6	10.4	38.4
64	FRANCHETTO MANON	Villeneuve sur Lot	2005	9.5	10.1	8.5	10.2	38.3
	GERMAIN MADISSON	Trets 2	2002	9.3	9.6	8.7	10.7	38.3
	CHABRIER LASNIER LOUE ANNE	Chappes LG	2004	8.8	9.7	9.2	10.6	38.3
67	BAUDOUIIN AUDREY	Dammarie	1995	9.3	9.3	9.1	10.5	38.2
	VERISSIMO CLARA	Chappes LG	2005	7.9	10.0	9.3	11.0	38.2
69	JOVER REBECCA	Castelnau le lez 3	2002	9.1	9.5	8.8	10.7	38.1
	RECOULES MAELA	Castelnau le lez 3	2004	8.6	9.7	9.5	10.3	38.1
71	DEGAUDEZ MARINE	Bourg St Maurice	2004	8.9	10.4	9.2	9.4	37.9
72	BISIAUX BLANCHE	Bourg St Maurice	2005	9.0	10.1	9.6	9.1	37.8
	MOKREFI SARAH	Croix	2003	8.9	9.9	8.8	10.2	37.8
74	LETURC LEA	Dammarie	1999	9.8	9.2	8.6	10.1	37.7





	EMERY NINA	Bourg St Maurice	2004	7.8	10.5	10.0	9.4	37.7
76	FRANCOIS CLÉA	Fives	2001	8.5	9.2	9.2	10.7	37.6
	VELHO AGATHE	Villeurbanne ASL	2004	10.3	8.0	8.5	10.8	37.6
78	CAYRIER LEA	Villeneuve sur Lot	2003	8.9	9.7	8.5	10.4	37.5
79	CABARET CASSIOPEE	Marcoussis 2	2003	9.0	9.4	8.1	10.8	37.3
80	CHABENAT LOANE	Chateauroux 1	2004	9.3	7.6	9.4	10.9	37.2
81	MELIET MARIE	Villeneuve sur Lot	2002	9.3	7.7	9.6	10.5	37.1
82	RIVETI MELENN	Chateauroux 1	2004	9.5	8.5	8.5	10.5	37.0
	RICCO EMMA	Montigny en gohelle	2003	8.8	8.6	9.2	10.4	37.0
84	DABURON MARIE	Monts	1998	8.9	8.5	9.5	9.9	36.8
85	PIROT MELANIE	Chateauroux 1	2004	9.0	8.1	9.4	9.8	36.3
86	CHAPALAIN ENORA	Wasquehal	2004	9.2	7.9	9.1	10.0	36.2
	DUPETITPRE ALICIA	St aubin du cormier 3	2005	9.3	7.3	9.3	10.3	36.2
88	BENSMAIL LINA	Chappes LG	2004	8.5	8.1	8.8	10.4	35.8
89	SOYEZ MANON	Monts	2003	9.1	8.0	8.6	9.9	35.6
90	MAMBRUN-BUHR ELODIE	Dammarie	1977	8.5	8.5	8.6	9.8	35.4
91	SORBET AURORE	Portet sur garonne	2005	8.5	7.9	8.4	10.3	35.1
	SOYEZ MARION	Monts	2003	8.0	8.2	9.4	9.5	35.1
93	HAMBACHER ANAËLLE	Monts	2004	8.7	8.2	8.2	9.9	35.0
94	CHAKMA LAURA	Crest	2004	7.7	7.5	9.2	10.5	34.9
95	FREISSENET GAELLE	Dammarie	1980	8.3	10.1	8.7	7.7	34.8
96	MASSIAS LISA	Portet sur garonne	2005	9.2	9.3	6.9	9.3	34.7
97	LAROCHE JUNIE	Chappes LG	2003	8.2	8.3	7.0	10.7	34.2
98	NGUYEN NAELA	Chateauroux 1	2002	8.9	4.4	9.1	9.9	32.3
99	GUYADER CLEMENCE	Croix	2004	0.0	10.3	10.3	9.7	30.3
100	LEROY LISA	Marcoussis 2	2003	9.7	0.0	9.0	10.3	29.0
101	PATRIARCA JULIETTE	Villeurbanne ASL	2003	0.0	8.3	9.4	10.3	28.0
102	PETIPHAR VICTORIA	Monts	2002	0.0	8.0	9.2	9.4	26.6
103	FOSSE CLEMENTINE	Wasquehal	2005	0.0	0.0	0.0	0.0	0.0
	ROSSEL LOLA	Portet sur garonne	2005	0.0	0.0	0.0	0.0	0.0
	JACQUET FELIZE	Chappes LG	2006	0.0	0.0	0.0	0.0	0.0
	BOROWSKY MAELYS	St aubin du cormier 3	2006	0.0	0.0	0.0	0.0	0.0

3. FEMININ NIVEAU1 11 + . SA_DA (individuels)

3.1. Résultats par équipes

	Equipe	Club					Total
1	Castelnau le lez	34--GSL34.com - Castelnau le Lez	38.0	40.5	41.1	41.7	161.3
2	Cournon 1	63--Cournon d'Auvergne Gym	36.0	39.7	39.7	40.0	155.4
3	LUC gym 1	59--Luc gym	35.3	38.5	38.9	41.2	153.9
4	Cabestany	66--Coc gymnastique	36.2	39.0	38.3	40.1	153.6
5	LUC gym 2	59--Luc gym	36.5	37.8	38.0	38.3	150.6
6	Loriol	26--Groupe omnisports loriolais (gol)	35.2	34.5	39.1	40.1	148.9
7	La cantalienne	15--La cantalienne	35.9	35.8	38.7	38.0	148.4
8	Privas	7--Sc privas gym	33.5	35.8	39.0	38.7	147.0
9	Fumel	47--A s gym fumel	36.1	32.7	38.5	38.6	145.9
10	Anse	69--Jeunesse ansoise	35.0	34.4	37.1	38.6	145.1



3.2. Résultats individuels

	Gymnaste	Equipe	Annee					Total
1	BARREDO LAURA	Castelnau le lez	1998	12.8	14.2	14.1	13.5	54.6
2	FLEJOU MAELLE *	Auneuil 1 (indiv) (indiv)	1996	12.2	14.3	13.1	14.4	54.0
3	THEVENET LEA	Loriol	2000	11.9	13.7	13.8	14.1	53.5
4	CICALESE ELISE	Castelnau le lez	2004	11.9	13.2	14.1	14.0	53.2
5	LEVADOUX LOU	Cournon 1	2000	11.9	13.6	13.5	13.3	52.3
	NGANGUE SALOME	Castelnau le lez	1998	12.2	13.1	12.9	14.1	52.3
7	CHOUABE LUCIE	Fumel	1998	12.3	13.0	13.6	13.0	51.9
8	PEREIRA CORALIE	Cournon 1	1994	12.0	13.2	12.9	13.6	51.7
9	STANKIEWICZ CHIMÈNE	LUC gym 1	2003	12.0	13.0	12.4	13.7	51.1
10	POIRSON LOU *	Orsay 1 (indiv) (indiv)	1997	12.6	13.3	12.2	12.9	51.0
11	ESCANDE CHARLINE	LUC gym 1	2003	11.5	12.5	13.1	13.7	50.8
	AGHADJANIAN EMMA *	Villette d Anthon (indiv) (indiv)	2000	12.1	12.2	12.6	13.9	50.8
	PONGA ROSETTE CASSANDRA	Cabestany	2002	12.2	13.0	12.7	12.9	50.8
	QUINTANA CLOE	Privas	1999	11.4	11.9	13.4	14.1	50.8
15	CHUZEVILLE CLARA	Anse	2000	12.1	12.2	13.3	13.1	50.7
16	PLAZE MANON *	La cantalienne 1 (indiv) (indiv)	2003	12.1	13.1	12.7	12.6	50.5
17	BERGER PRALY OCEANE	Loriol	2002	12.5	11.3	12.5	13.8	50.1
	FAURE JUSTINE *	Portet sur garonne 1 (indiv) (indiv)	1995	11.8	12.6	13.0	12.7	50.1
19	BABAUD-DULAC AMBRE	Cournon 1	2005	12.0	12.9	13.3	11.6	49.8
20	D HARLINGUE LAETITIA	LUC gym 2	1992	11.6	14.1	12.9	11.1	49.7
21	AYRAUD PERRINE	Privas	1984	11.2	13.8	12.7	11.7	49.4
22	ZEMZAMI CHAIMAA	Cabestany	1995	12.3	9.5	13.5	13.5	48.8
23	VERNIOL LOLA	La cantalienne	1998	11.5	12.9	12.6	11.7	48.7
24	MOUMINOUX MARGOT	La cantalienne	1998	11.8	12.0	11.6	13.2	48.6
	PEREZ LAETITIA	Castelnau le lez	1996	10.6	11.5	12.9	13.6	48.6
26	VALENCOURT LAURIE	LUC gym 2	1992	12.3	10.1	12.9	13.1	48.4
27	CHASTANG CHLOE	La cantalienne	1997	11.7	10.4	13.2	13.0	48.3


	BUZONIE LISA	Fumel	1994	11.7	10.3	13.1	13.2	48.3
29	ZEIMEN CORALIE	Anse	2000	11.9	10.8	12.0	13.1	47.8
	VALENCOURT EMELINE	LUC gym 2	1990	10.3	12.9	12.2	12.4	47.8
31	BUISSON OCEANE	Cournon 1	1999	12.0	10.3	12.1	13.1	47.5
32	RIBES LILI	La cantalienne	2001	12.4	10.9	12.3	11.8	47.4
33	TAFFOREAU EMMA	LUC gym 1	2004	11.1	9.8	12.6	13.8	47.3
34	HAMMA MAYSSAN	Castelnau le lez	2002	13.0	11.5	10.5	11.8	46.8
35	MAILLARD LAETITIA	Cabestany	1985	10.2	10.0	12.1	13.7	46.0
36	TURPIN MAELLE	Anse	1994	11.0	11.4	11.8	11.6	45.8
37	FONSECA PAULINE	Fumel	2000	12.1	9.4	11.8	12.4	45.7
38	ROBINET MARIE	Cournon 1	2005	10.7	10.6	11.6	12.6	45.5
39	MORTREUX SUZANNE	Anse	2000	10.7	10.2	11.6	12.4	44.9
40	VASSAS ELEA	Privas	2001	10.9	10.1	11.3	12.2	44.5
41	BONNET MAELLE	Loriol	2002	10.4	9.5	12.8	11.6	44.3
42	MARTINS ELINA	La cantalienne	1994	11.0	8.9	12.9	10.6	43.4
43	GUIRON CELIA	Privas	2003	10.8	9.2	11.0	12.2	43.2
44	VERBRUGGE OCTAVIE	LUC gym 1	2003	0.0	13.0	13.2	12.7	38.9
45	HONOREZ MÉLISSA	LUC gym 2	1990	11.7	0.0	12.2	12.8	36.7
46	LESAGE MARINE	Cabestany	1996	11.7	12.8	12.0	0.0	36.5
47	LECLERC MATHILDE	LUC gym 2	1995	12.5	10.8	0.0	12.4	35.7
48	DECROIX CLEO	LUC gym 1	2004	11.8	0.0	10.6	13.2	35.6
49	GENETTE MANDY	Loriol	2001	10.8	0.0	12.0	12.2	35.0
50	BRIOT TESS	Privas	2001	0.0	9.0	12.9	12.4	34.3
51	DAGES MELANIE	Cabestany	1994	0.0	13.2	11.6	0.0	24.8
52	REBUT CAMILLE	Anse	2000	0.0	0.0	0.0	0.0	0.0
	DE FARIA LEA	Fumel	1998	0.0	0.0	0.0	0.0	0.0

4. FEMININ NIVEAU2 11-18 ans . SA_DA (individuels)

4.1. Résultats par équipes

	Equipe	Club					Total
1	Haubourdin	59--Haubourdin gym	37.1	39.9	37.6	39.8	154.4
2	Gardanne	13--Gardanne	34.5	36.7	38.3	39.9	149.4
3	Faches	59--Faches thumesnil	35.6	35.9	36.7	39.9	148.1
4	Vaires	77--Us Vaires	34.7	32.1	34.9	38.0	139.7
5	Pont du chateau	63--La jeune gaule	34.5	31.3	34.1	39.6	139.5
6	Marcy charbonnières	69--As marcy-charbonnières	33.9	32.0	35.3	38.0	139.2
7	Crolles	38--Gym et rythme crolles	32.5	32.3	33.1	39.0	136.9
8	La cantalienne	15--La cantalienne	34.0	32.0	31.5	36.0	133.5





4.2. Résultats individuels

	Gymnaste	Equipe	Annee					Total
1	FOURNIER HELOISE	Haubourdin	2003	13.2	12.9	13.0	13.4	52.5
2	NACEUR DEBORAH	Gardanne	2001	11.9	13.2	12.9	13.4	51.4
3	DA SILVA ANDREA *	Ris Orangis 1 (indiv) (indiv)	2000	12.6	12.2	12.7	13.5	51.0
4	SALGADO ELOANE	Haubourdin	2005	11.6	13.5	12.7	13.1	50.9
5	DAVID LILI	Faches	2002	11.5	12.9	12.5	13.6	50.5
6	DEFAUX MAELIS	Haubourdin	2003	12.2	13.1	11.7	13.3	50.3
	SCHINTU EVA *	Marseille Montredon 1 (indiv) (indiv)	2000	12.5	12.3	12.0	13.5	50.3
8	AVELANGE MANON	Haubourdin	2004	11.7	13.3	11.9	12.8	49.7
9	LEGRAND CLÉMENCE	Faches	2001	12.7	10.9	12.2	13.5	49.3
10	BUDANIC MARIE	Gardanne	2001	10.6	12.4	12.9	13.2	49.1
11	FOVET ALIX *	LUC gym 1 (indiv) (indiv)	2002	11.0	12.6	11.7	13.5	48.8
12	ALCHOUROUN CAMILLE	Vaires	2004	11.5	11.5	12.3	13.4	48.7
	DELASSUS EMMA *	Villette d Anthon 1 (indiv) (indiv)	2001	10.6	11.9	12.7	13.5	48.7
14	ERNANDES ERIKA	Gardanne	1999	12.0	11.1	12.2	13.3	48.6
15	DUPAS MAËLLE	Faches	2003	11.4	12.1	12.0	12.8	48.3
16	BOUCHILLOU CLARA	Marcy charbonnières	2001	12.2	11.2	11.5	13.2	48.1
17	DORE LAURINE	Pont du chateau	2000	11.9	11.5	10.6	13.7	47.7
18	PLANCQ LOU ANN *	LUC gym 1 (indiv) (indiv)	2003	9.9	12.6	11.7	13.1	47.3
19	SERRE LEA	Pont du chateau	1999	11.5	10.1	11.8	13.1	46.5
20	ESTEOULLE CHLOÉ *	Vendome 1 (indiv) (indiv)	2001	12.6	10.5	11.3	12.0	46.4
21	DUVERT SOLENE	La cantalienne	2004	10.8	11.6	10.5	13.2	46.1
22	IOUALALEN JADE	Vaires	2004	10.1	11.9	11.2	12.4	45.6
	CALVIER AMELIE	Crolles	2002	10.7	10.1	11.5	13.3	45.6
24	BORNIET ROXANNE	Crolles	2000	10.7	11.0	11.3	12.5	45.5
25	D'ALESSANDRO ELSA	Marcy charbonnières	2001	11.0	10.3	12.3	11.7	45.3
26	GENEVEY ALICIA	Crolles	2003	10.4	11.1	10.3	13.2	45.0
27	BOREL CLARA	La cantalienne	2004	11.7	10.7	10.4	11.8	44.6
28	MORSETTI JEANNE *	Marcy charbonnières 1 (indiv) (indiv)	2001	10.1	10.3	11.4	12.7	44.5
29	BERGAGNA ORNELLA	Vaires	2002	12.0	8.7	11.4	12.2	44.3





30	FERREIRA CLARA	Marcy charbonnières	2002	10.7	10.5	11.0	11.1	43.3
31	GUILLET MARIE	Marcy charbonnières	2002	10.6	8.9	10.0	13.1	42.6
32	GROSLIER JUSTINE	Pont du chateau	2000	11.1	9.7	10.5	10.8	42.1
33	PETITE EMELINE	Crolles	1999	11.1	10.2	10.3	10.2	41.8
34	MOREAU JULIA	La cantalienne	2002	11.5	9.7	9.9	10.4	41.5
35	COTTE SEVERINE	Pont du chateau	1999	9.7	6.4	11.7	12.8	40.6
36	SOUCHU EVA	Vaires	2004	10.5	7.8	10.5	10.2	39.0
37	BERGAUD LOLA	La cantalienne	2003	10.5	6.9	10.6	10.8	38.8
38	BENECH LÉNA	La cantalienne	2002	10.3	7.8	8.6	11.0	37.7
39	TOUALA LEN LINA	Vaires	2002	11.2	5.9	10.1	10.3	37.5
40	TONETTI LOANA	Gardanne	1999	9.8	10.7	12.5	0.0	33.0
41	OTMANE MELINA	Gardanne	2000	0.0	8.8	10.9	13.2	32.9
42	CREPIEUX JULIETTE	Marcy charbonnières	2002	0.0	9.8	11.5	0.0	21.3
43	THEPAULT JULIETTE	Faches	2001	10.8	9.5	0.0	0.0	20.3
44	MENU FAUSTINE	Haubourdin	2003	0.0	0.0	0.0	0.0	0.0
	RAMÉ MAÏWENN *	Vendome 2 (indiv) (indiv)	2003	0.0	0.0	0.0	0.0	0.0

5. FEMININ NIVEAU4 11 + . SA_DA (B) (individuels)

5.1. Résultats par équipes

	Equipe	Club					Total
1	Brindas	69--A.s.brindas	31.6	37.9	36.7	38.2	144.4
2	Ecuelles	77--Adsce gym	32.4	38.3	34.1	38.5	143.3
3	Cabestany 1	66--Coc gymnastique	32.3	35.8	36.5	37.7	142.3
4	Brie comte robert	77--Scbgym	33.0	37.0	34.3	37.9	142.2
5	Gargenville 1	78--Espérance de gargenville	31.2	35.9	36.8	38.1	142.0
	Pont de claix	38--Pont de claix amicale gymnique	31.7	35.7	36.0	38.6	142.0
7	Villeneuve sur Lot	47--Cercle gymnique villeneuvois	31.8	35.1	35.5	37.5	139.9
8	Tours GC	37--Tours Gymnastique Club	31.8	35.3	33.4	37.8	138.3
9	St Aignan Gd Lieu	44--Association Loisirs Culture de St Aignan de Grand Lieu	31.9	34.6	34.9	36.5	137.9







5.2. Résultats individuels

	Gymnaste	Equipe	Annee					Total
1	MARTIN MAE	Brindas	2004	10.4	12.9	12.9	13.0	49.2
2	BOZEC SARAH	Ecuelles	1998	11.0	12.6	11.4	13.1	48.1
	SONNEFRAUD CHLOE	Ecuelles	2002	10.7	13.2	11.5	12.7	48.1
	GOUEDARD CLARA	Cabestany 1	2005	10.8	12.1	12.4	12.8	48.1
5	BERTHON LAURE	Brindas	2003	10.6	12.4	12.1	12.9	48.0
6	PIQUET MARION	Gargenville 1	1998	10.2	12.5	12.5	12.6	47.8
	ANRETAR VANESSA	Brie comte robert	1992	11.3	12.4	11.2	12.9	47.8
8	BOROWIEC MAEVA	Pont de claix	2001	10.6	12.4	12.0	12.5	47.5
9	RIBOT MARIE ALINE	Gargenville 1	1997	10.8	11.8	12.2	12.5	47.3
10	BERRIC CAROLINE	Brie comte robert	1994	11.0	12.2	11.7	12.1	47.0
11	TYPRET LAURIANNE	Gargenville 1	2000	10.2	11.6	12.1	13.0	46.9
12	GARCIA ESTELLE	Cabestany 1	2002	10.7	11.3	12.2	12.6	46.8
	LEFEVERE AUDE	Brindas	2004	10.2	12.6	11.7	12.3	46.8
	LUCAS SEVERINE	St Aignan Gd Lieu	1986	10.7	12.1	11.2	12.8	46.8
15	MASSOU LAURE	Villeneuve sur Lot	1991	10.5	11.6	12.3	12.3	46.7
16	SEBIRE LAURA	Brie comte robert	1998	10.6	12.4	11.2	12.4	46.6
	VINET JULIE	St Aignan Gd Lieu	1993	10.9	12.3	12.5	10.9	46.6
18	TIGNOL ELISA	Villeneuve sur Lot	1987	11.1	11.3	11.3	12.6	46.3
	MAGGUILI CLARA	Pont de claix	2001	10.6	11.9	11.2	12.6	46.3
20	GANAY JULIETTE	Tours GC	2004	9.7	12.7	11.2	12.6	46.2
21	ABGRALL LUISA	Pont de claix	2003	9.8	11.2	11.9	13.0	45.9
	GALVIN KATHLEEN	Pont de claix	1997	10.5	11.4	11.5	12.5	45.9
	JULIEN MANON	Pont de claix	1999	10.4	10.4	12.1	13.0	45.9
24	GILLES CLAIRE	Cabestany 1	1997	9.6	12.0	11.9	12.3	45.8
25	CARVELA KATIA	Brie comte robert	1995	10.7	11.4	11.4	12.1	45.6
26	UCHER JUSTINE	Villeneuve sur Lot	2005	10.2	11.4	11.2	12.6	45.4
27	LAMBERT OLYMPE	Brindas	1997	10.6	12.0	10.4	12.2	45.2
28	BOUCHER SANDY	Villeneuve sur Lot	1998	9.8	11.8	11.6	11.9	45.1
29	LAMBERT CASSANDRE	Brindas	2000	9.8	12.4	11.3	11.4	44.9
30	MARIENNE MARIE	Ecuelles	1978	10.4	11.3	10.3	12.7	44.7

31	CHAMBON JESSICA	Villeneuve sur Lot	1991	9.2	11.7	11.6	12.1	44.6
32	GAUDY MANON	Ecuelles	2001	10.7	12.5	10.1	11.2	44.5
33	FOURSAC ERIKA	Cabestany 1	1996	10.8	11.7	10.0	11.9	44.4
34	LORILLARD MÉLINE	Tours GC	2001	10.7	12.7	10.0	10.8	44.2
35	ARRIGONI MAHAUT	Cabestany 1	2002	10.5	10.5	10.9	12.2	44.1
36	HEOLET MAE	Gargenville 1	2001	9.2	10.8	11.4	12.1	43.5
37	DUPUIS JULIE	Tours GC	1995	10.6	9.9	10.2	12.2	42.9
38	BOYER CAMILLE	St Aignan Gd Lieu	1995	10.3	8.3	11.2	12.8	42.6
39	BESNARD CELIA	Tours GC	1993	9.9	9.3	10.4	12.4	42.0
40	EON JESSICA	St Aignan Gd Lieu	1993	10.3	10.2	9.6	10.9	41.0
41	ROYAU LUDYVINE	Brie comte robert	1994	9.9	8.8	8.0	12.6	39.3
42	LEYNIER LISE	Tours GC	1998	10.5	0.0	11.8	12.8	35.1
43	PELTIER LUCILE	Gargenville 1	2001	9.7	11.6	11.2	0.0	32.5
44	SAID MELANIE	Ecuelles	1994	0.0	9.0	11.2	11.3	31.5

6. MASCULIN NIVEAU3 11 + . SA_DA (individuels)

6.1. Résultats par équipes




	Equipe	Club							Total
1	Halluin	59--Halluin	37.2	30.3	32.1	35.6	34.2	33.9	203.3
2	Orsay	91--Caorsay	36.4	29.0	31.6	34.5	34.6	24.0	190.1
3	Tours GC	37--Tours Gymnastique Club	30.6	30.8	24.6	34.9	37.1	31.7	189.7
4	Dreux 2	28--Esperance drouaise	29.4	28.1	27.0	34.5	33.3	25.8	178.1
5	Andrésy	78--Andrésy	31.7	24.4	24.1	32.5	32.7	30.3	175.7
6	Givors	69--Independante givors	31.1	25.6	23.8	34.8	33.4	24.6	173.3
7	Castelnau le lez	34--GSL34.com - Castelnau le Lez	33.8	11.9	23.8	33.6	30.3	14.5	147.9

6.2. Résultats individuels





	Gymnaste	Equipe	Année							Total
1	MIGNE BAPTISTE	Orsay	1992	13.4	11.7	9.7	11.4	11.9	11.9	70.0
2	VANOVERBERGUE KEVIN	Halluin	1992	11.9	9.5	12.5	11.7	11.0	11.5	68.1
3	DOUSSAT PHILIPPE	Tours GC	1973	10.8	12.3	8.3	11.8	13.0	10.4	66.6
	GADEYNE NICOLAS	Halluin	2000	12.3	12.3	9.4	11.6	11.5	9.5	66.6
5	VANOVERBERGHE ROMAIN	Halluin	1995	12.8	8.5	9.9	12.1	11.7	11.4	66.4
6	JOLLET CORENTIN	Tours GC	1999	12.5	10.2	8.1	12.4	12.3	10.8	66.3
7	DAUTREPPE MARTIN	Andrésy	1995	11.4	8.0	10.0	10.6	11.8	11.9	63.7
8	GUILLEMIN KILLIAN	Givors	1996	11.2	6.7	10.0	12.3	12.7	9.7	62.6
9	GAUTHIER THOMAS	Dreux 2	1995	9.6	7.9	10.6	10.8	12.2	11.2	62.3
10	PEREIRA DE REZENDE ANTHONY	Halluin	2002	12.1	7.6	9.7	10.1	11.0	11.0	61.5
11	DAUTREPPE MATHIEU	Andrésy	1995	12.0	8.8	5.9	11.7	10.4	9.9	58.7
12	COLLIGNON MARTIN	Orsay	2000	11.2	8.7	10.8	11.8	11.5	4.6	58.6
13	DEMARCK CLEMENT	Halluin	2002	11.4	5.9	9.3	11.8	10.8	8.9	58.1
14	COLLIGNON THOMAS	Orsay	2000	10.3	6.5	11.1	11.3	11.2	7.5	57.9
15	LE TADIC THEO	Dreux 2	2002	10.5	9.9	6.9	10.8	10.8	8.2	57.1
16	GAUDIN DAVID	Tours GC	1991	7.3	7.5	8.2	10.7	11.8	10.5	56.0
17	PAULMIER BORIS	Dreux 2	1996	7.6	9.6	9.5	12.9	10.3	5.5	55.4
	ROLLET MATHIAS	Givors	1996	12.3	7.5	5.3	11.9	9.5	8.9	55.4
19	CARDOSO DIMITRI	Givors	1994	7.6	11.4	8.5	10.6	11.2	6.0	55.3
20	BEGUE FLORIAN	Castelnau le lez	1995	12.7	2.1	9.3	12.1	12.5	4.0	52.7
21	SALAGNAC VINCENT	Tours GC	1996	7.2	8.3	5.1	10.0	11.6	9.5	51.7
22	BORIOS GUILHEM	Orsay	1998	11.8	8.6	9.0	10.6	9.5	2.0	51.5
23	MARTIN THÉODORE	Castelnau le lez	2004	11.2	3.6	7.3	11.3	11.2	6.3	50.9
24	LENGLART ARTHUR	Dreux 2	2001	9.3	8.6	5.0	9.6	8.4	6.4	47.3
25	PASTEN ADOLPHE	Andrésy	1979	8.3	7.6	8.2	10.2	10.5	0.0	44.8
26	TORRES UNAÍ	Castelnau le lez	2002	9.9	6.2	7.2	10.2	6.6	4.2	44.3
27	ZAJEWSKA CEDRIC	Tours GC	1998	6.9	4.6	6.9	10.0	5.7	1.9	36.0
28	MICHAUX NICOLAS	Andrésy	1996	2.2	0.0	0.0	0.0	0.0	8.5	10.7
29	DOS SANTOS THEO	Dreux 2	2001	0.0	0.0	0.0	0.0	0.0	0.0	0.0
	DARMAYAN CHRISTOPHE	Castelnau le lez	1995	0.0	0.0	0.0	0.0	0.0	0.0	0.0
	PELTRE ANTOINE	Andrésy	1996	0.0	0.0	0.0	0.0	0.0	0.0	0.0

7. FEMININ NIVEAU3 11 + . SA_DA (individuels)

7.1. Résultats par équipes

	Equipe	Club					Total
1	Biarritz	64--Equilibre Biarritz	36.1	39.8	38.3	38.7	152.9
2	Athis Mons	91--Uso Athis Mons	36.1	38.7	38.2	39.1	152.1
3	Romans	26--avenir de romans	35.5	39.5	38.3	37.8	151.1
4	Gardanne	13--Gardanne	32.5	39.1	38.9	38.3	148.8
5	La cantalienne	15--La cantalienne	34.9	38.4	36.8	38.3	148.4
6	Jonage	69--E.s.j gymnastique artistique	35.3	37.9	36.7	38.2	148.1
7	Bagnols sur cèze	30--Bagnols sur Cèze	34.9	38.2	36.5	38.2	147.8
8	Carvin	62--Carvin	34.3	38.0	37.5	37.9	147.7
	Le bouscat	33--Union Sportive Bouscataise Gym	34.1	37.6	37.8	38.2	147.7
10	Rungis	94--Rungis	35.0	37.4	36.6	36.6	145.6
	Tours GC	37--Tours Gymnastique Club	34.2	37.3	37.1	37.0	145.6
12	Lambersart	59--SMG Lambersart	34.5	38.3	36.6	36.1	145.5
13	Gradignan Gymnix	33--Gymnix	32.5	38.1	35.7	37.2	143.5
14	Anse	69--Jeunesse ansoise	32.9	36.4	37.2	36.6	143.1
15	Arpajon	91--Esr arpajon	34.5	36.6	34.3	37.4	142.8
16	Plessis paté	91--EGPP	34.1	35.6	34.0	37.4	141.1
17	Vaugneray	69--Union sportive de l'ouest lyonnais	32.9	35.9	35.3	36.8	140.9
18	Esvres	37--Gymnastique Sportive Esvres	31.9	34.1	36.5	37.6	140.1

7.2. Résultats individuels

	Gymnaste	Equipe	Annee					Total
1	GRAUS NICOLE	Athis Mons	1990	12.8	13.9	13.1	13.3	53.1
2	ESCOLAR ELENA	Biarritz	2004	12.4	13.6	12.6	12.9	51.5
3	VOLT ZOÉ	Lambersart	1997	12.8	13.3	12.5	12.8	51.4
4	MARTINEZ LEA	Gardanne	1995	11.2	13.4	13.3	13.4	51.3
5	RIBEIRO MARIANNE	Athis Mons	2001	12.2	13.3	12.7	13.0	51.2
6	KOPO EDELINÉ	Le bouscat	1998	12.4	12.9	13.1	12.7	51.1
7	LADRAS CLAIRE	La cantalienne	1992	12.1	13.3	12.4	13.1	50.9
	BRUNEL JADE	Biarritz	1994	11.9	13.6	12.5	12.9	50.9
	VIOSAT JUSTINE	Romans	2004	12.4	12.8	13.0	12.7	50.9
10	MORRISH CHARLIE	Bagnols sur cèze	2000	12.0	13.4	12.4	12.7	50.5
11	BATATA ADELINÉ	Carvin	1996	11.2	13.1	13.2	12.9	50.4
12	HAGEMAN MARIE	Carvin	2003	12.0	13.2	12.5	12.6	50.3
13	LEPELTIER SOPHIE	Bagnols sur cèze	2001	11.7	13.1	12.5	12.9	50.2
14	HORDE CHARLINE	Rungis	1997	12.0	12.5	12.8	12.6	49.9
15	GARCIA MARIE	Tours GC	1997	11.8	12.8	12.7	12.5	49.8
16	POTTIN CASSANDRE	Plessis paté	2001	11.7	12.5	12.7	12.7	49.6
17	ZUMARAN AURÉLIE	Romans	1985	11.3	13.7	12.0	12.4	49.4
18	ALCANTARA JENNY	Biarritz	2000	11.8	12.6	12.0	12.8	49.2
	GONZALEZ XANA	Biarritz	2005	11.0	12.1	13.2	12.9	49.2
20	LOUÉ JULIE	Jonage	1999	12.4	11.7	12.3	12.6	49.0
21	DE SOUSA FERREIRA CARINE	Jonage	1994	10.9	13.0	12.2	12.8	48.9

22	DE CIANTIS LENA	Jonage	1999	11.8	12.9	11.6	12.5	48.8
23	VIAL LISA	La cantalienne	2000	11.9	12.3	12.0	12.5	48.7
	BOUASSE MARION	Gardanne	2002	10.4	13.3	12.9	12.1	48.7
25	MARCHIORI CLAIRE	Rungis	1985	11.7	13.2	11.4	12.1	48.4
26	BOULAT CHLOE	Gradignan Gymnix	1995	11.0	13.0	12.3	11.8	48.1
	LOMBARDO MATHILDE	Gardanne	1997	10.9	11.8	12.7	12.7	48.1
28	PEDRETTI ANGELINA	Le bouscat	2006	10.9	12.1	12.4	12.6	48.0
29	JAUMONET MARIE	Jonage	1991	10.9	12.0	12.2	12.8	47.9
30	CLOUVEL FANNY	Anse	2001	11.1	11.6	12.1	12.8	47.6
31	GINESTAR ANNE LYSE	Athis Mons	1991	11.1	11.2	12.4	12.8	47.5
	ROUX LUCE	Gradignan Gymnix	2000	11.1	12.5	11.1	12.8	47.5
	CURMI NOEMI	Vaugneray	1997	11.2	12.7	11.5	12.1	47.5
34	LAURET EVE MARIE	Biarritz	1990	11.0	12.0	11.8	12.6	47.4
35	SERVEAU MORGANE	Romans	1998	10.5	11.4	12.7	12.7	47.3
36	HARDEL MATHILDE	Arpajon	1999	12.2	12.6	10.1	12.3	47.2
37	CALAS LAETITIA	Esvres	1980	10.7	12.2	11.5	12.7	47.1
	GIRARD ANNE	Tours GC	1992	11.2	11.7	11.9	12.3	47.1
39	HERAUD ALEXIA	Anse	2001	10.9	12.4	12.0	11.7	47.0
	BADOR CHARLINE	Vaugneray	1992	10.9	11.9	12.0	12.2	47.0
	BERTRAND ALICE	Tours GC	1988	11.1	12.5	11.4	12.0	47.0
	JOUSSAUME ALYSSA	Le bouscat	2005	10.7	11.8	12.3	12.2	47.0
43	PELLETIER CECILE	Athis Mons	2001	10.6	11.3	12.3	12.7	46.9
	LEFEVRE ALINE	Rungis	1980	11.3	11.7	12.0	11.9	46.9
45	CERCUS LISON	Lambersart	2000	10.7	12.5	11.9	11.7	46.8
46	LEQUIEN MARINE	Carvin	2000	11.1	11.7	11.8	12.1	46.7
	FRAYSSINET LUDIVINE	Gradignan Gymnix	1992	10.4	12.6	11.8	11.9	46.7
	DE GABORY SIXTINE	Le bouscat	2004	10.4	12.6	11.8	11.9	46.7
	MALGOIRE JUSTINE	Bagnols sur cèze	1998	11.2	11.3	11.6	12.6	46.7
50	LENOIR FLORINE	Esvres	1991	10.6	11.2	12.1	12.7	46.6
	FAGOT REVURA JUSTINE	Romans	2004	11.1	11.0	12.6	11.9	46.6
52	FONTANGES SASHA	Arpajon	2001	11.2	10.5	12.0	12.7	46.4
	URQUIA MEGANNE	La cantalienne	1996	10.0	11.6	12.4	12.4	46.4
	ALQUIER NINA	Le bouscat	2000	10.8	11.3	11.4	12.9	46.4
55	SALMON JULIETTE	Plessis paté	2001	11.3	11.4	11.2	12.3	46.2
	BREHIN MARGAUX	Vaugneray	1991	10.8	11.3	11.8	12.3	46.2
57	VERGNOLLE JULIETTE	Arpajon	2004	10.9	12.4	10.6	12.2	46.1
	RAY JOHANNA	Anse	2000	9.8	12.4	12.7	11.2	46.1
59	MAURINES ROXANNE	Anse	1998	10.9	10.8	12.4	11.6	45.7
60	AMOS MAELIE	Carvin	2005	10.9	11.3	10.9	12.4	45.5
	SABRE MAELLE	Lambersart	2001	10.5	12.5	10.9	11.6	45.5
	DURROUX MALOU	Gradignan Gymnix	1995	10.4	11.5	11.1	12.5	45.5
63	HILLAIRET CLEMENCE	Lambersart	2004	11.0	11.8	12.0	10.6	45.4
64	MADINIER ABYGAELE	Anse	1998	10.5	10.6	12.0	12.1	45.2
65	LIEGEOIS CAMILLE	Bagnols sur cèze	1995	10.5	11.6	11.4	11.5	45.0
66	VERCHERE TIFFANY	Gardanne	2001	10.1	12.4	10.7	11.7	44.9
67	TERREIL MANON	Plessis paté	2001	11.1	11.7	10.1	11.9	44.8
	MARTEL LENA	Lambersart	2001	10.1	12.5	12.1	10.1	44.8
69	SECHOIR LISA	Athis Mons	2000	10.7	11.5	11.2	11.3	44.7
70	DECLERIEUX OCEANE	Vaugneray	1997	10.4	10.9	11.3	11.9	44.5
	LALLOZ MATHILDE	Tours GC	1983	11.2	9.6	11.5	12.2	44.5
72	MERCHEZ LEONIE	Arpajon	2004	10.2	10.8	11.0	12.4	44.4
	CHICA MARGAUX	Esvres	2000	10.4	9.8	12.1	12.1	44.4
74	ECOMARD KARINE	Esvres	1992	10.5	10.3	11.3	12.2	44.3
75	DE SOUSA FERREIRA CATHY	Jonage	1997	11.1	8.7	11.7	12.5	44.0
76	BRIMBOEUF ADELIN	Arpajon	1998	11.1	11.6	11.3	9.9	43.9
77	LAPACHERIE VALENTINE	Esvres	1998	10.6	10.7	12.3	10.1	43.7

	ACOSTA LENA	Bagnols sur cèze	2004	10.1	11.7	9.8	12.1	43.7
79	GENDREAU SARAH	Tours GC	1991	10.8	12.0	12.5	8.3	43.6
80	ROCCHETTI JENNIFER	Rungis	1988	10.5	9.6	11.5	11.0	42.6
81	SAADI ASSIA	Plessis paté	2002	10.5	10.9	8.0	12.4	41.8
82	ROUMANI SANDRA	Gardanne	1996	10.2	7.1	12.1	12.2	41.6
83	TARDIF TIFAINE	Plessis paté	2002	10.0	8.7	9.5	10.3	38.5
84	ASTORG JUSTINE	La cantalienne	2000	0.0	12.8	11.7	12.7	37.2
85	ROUSSET ZOE	Romans	2002	11.8	13.0	12.2	0.0	37.0
86	DUVAL EMELINE	La cantalienne	1999	10.9	0.0	11.0	12.4	34.3
87	LE BERQUIER MATHILDE	Vaugneray	2001	0.0	10.8	11.1	12.3	34.2
88	OBERT OPHELIE	Carvin	1999	10.8	0.0	10.6	11.1	32.5
89	LABURTHE LORENE	Gradignan Gymnix	1999	0.0	10.9	11.6	0.0	22.5
90	LESAGE MARIE	Rungis	1989	0.0	10.4	11.8	0.0	22.2

8. MASCULIN NIVEAU5 11 + . SA_DA (individuels)

8.1. Résultats par équipes

	Equipe	Club							Total
1	Plaisir	78--Etoile gymnique plaisiroise	41.0	38.1	42.9	43.1	44.7	42.4	252.2
2	Voreppe	38--Vaillante de Voreppe	38.6	36.5	41.9	42.9	44.4	43.8	248.1
3	Mouvoux	59--Association Sportive Mouvilloise	40.3	38.1	40.1	42.9	43.1	43.2	247.7
4	St Priest	69--Gymnique association saint priest	39.9	36.7	40.2	42.9	42.5	42.9	245.1
5	Rungis	94--Rungis	33.6	34.9	42.1	43.3	42.7	39.8	236.4
6	Les mureaux	78--Les Mureaux	40.9	28.7	35.1	41.5	41.0	39.3	226.5
7	Bléré	37--Session Gymnastique Artistique Bléré Val de Cher	35.0	33.3	35.3	41.2	40.5	37.0	222.3
8	Muret	31--Le Ralliement	31.9	33.7	34.3	40.2	37.7	33.5	211.3
9	Chateauroux	36--ASPTT GYM	23.4	23.8	24.9	30.7	27.3	28.6	158.7

8.2. Résultats individuels

	Gymnaste	Equipe	Annee							Total
1	INCHINGOLO DONOVAN	Plaisir	1994	11.0	10.5	11.5	10.7	11.7	11.6	67.0
2	QUEHEN XAVIER	Mouvoux	1977	10.6	10.1	10.9	11.0	10.8	11.5	64.9
3	GOREGUES LUCAS	Plaisir	1997	10.3	10.1	11.2	10.6	11.5	10.9	64.6
4	DA SILVA THOMAS	Mouvoux	1983	11.0	9.7	10.0	11.3	11.0	11.0	64.0
5	LEBRETON QUENTIN	Voreppe	2005	9.3	9.7	11.2	11.2	11.0	11.3	63.7
6	VINIOSA AXEL	Voreppe	2002	9.8	9.2	10.7	11.2	11.4	11.1	63.4
7	WATIER ANTONIN	Les mureaux	2002	11.0	9.4	10.6	10.9	10.7	10.2	62.8
8	BARBER GREGORY	St Priest	2001	9.6	9.1	10.1	11.2	11.1	11.5	62.6
	GABIER JULIEN	St Priest	2006	10.6	9.4	9.9	10.7	11.0	11.0	62.6
10	BOURDON ARTHUR	St Priest	2003	10.6	9.0	10.5	10.6	9.9	11.0	61.6
11	GERARD HUGO	Plaisir	1998	9.6	8.9	10.9	11.1	10.8	10.1	61.4
12	MELLARD ALLAN	Mouvoux	1996	9.7	9.0	10.3	10.4	11.1	10.2	60.7
13	SAINTAGNE GUILLAUME	Bléré	2000	10.5	8.8	9.6	10.5	10.5	10.7	60.6
14	FONSECA EDWIN	Rungis	1997	8.8	8.6	10.9	11.2	10.9	9.5	59.9
15	NAUDET OLIVIER	Rungis	1994	8.6	8.9	10.5	10.6	10.7	10.4	59.7
16	AMARACHE ALLAN	Voreppe	2003	9.5	9.1	9.2	10.0	10.6	10.8	59.2
17	CARRET TOM	Chateauroux	1999	8.6	9.2	9.2	10.9	10.6	10.3	58.8
18	SPINOSA NATHAN	Rungis	2005	8.3	8.3	10.6	10.7	10.3	10.4	58.6
19	HEROLD PIERRICK	Plaisir	1996	9.5	8.6	8.7	10.7	10.7	9.8	58.0
	MOLLE ARNAUD	Rungis	1989	7.9	9.1	10.1	10.6	10.8	9.5	58.0
21	D ARGENTRE BASTIEN	St Priest	2003	8.7	9.2	9.7	10.4	10.4	9.4	57.8
	IVANES NICOLAS	Les mureaux	2006	10.4	7.8	9.3	10.1	10.2	10.0	57.8
23	FARBOS MELVIN	Muret	2004	8.6	8.3	9.9	9.9	10.1	9.7	56.5
24	MUNOS MAXIME	Bléré	2003	8.8	7.8	9.1	10.5	9.4	9.7	55.3
25	CARRIE EMILIE	Voreppe	2005	10.0	8.5	8.3	9.7	9.6	9.1	55.2
26	SAVIN ERICK	Plaisir	1990	10.1	6.0	9.3	10.3	10.4	8.7	54.8
27	MARQUES COSTA MARTIN	Les mureaux	2006	9.9	5.9	9.1	10.2	9.8	9.4	54.3
28	CONCHON CELESTIN	Chateauroux	2005	7.8	8.3	9.5	10.4	8.7	9.5	54.2

29	LEON ANTONIN	Bléré	2003	7.8	8.6	8.6	9.9	10.4	8.8	54.1
30	HOTTOIS CHRISTOPHER	Mouvaux	2000	7.1	8.5	8.9	9.3	10.1	9.2	53.1
31	LESAUNIER NATHAN	Muret	2005	8.7	8.9	7.5	9.7	9.9	8.1	52.8
32	INTSABY NICOLAS	Bléré	2001	7.9	8.1	8.0	10.3	10.2	7.8	52.3
33	CHEVALIER CLEMENT	Voreppe	1998	0.0	8.5	10.8	10.5	11.4	10.6	51.8
34	OULD YEMANI OUSSOUMAN	Les mureaux	2006	9.6	5.6	6.1	10.3	10.3	9.7	51.6
35	WALCZAK THEO	Muret	2004	7.7	8.1	8.1	10.3	9.8	7.4	51.4
36	CORBARIEU YAN	Muret	2004	6.9	8.4	8.8	10.3	7.9	8.3	50.6
37	FRANCOIS JAMES	Rungis	1968	7.0	5.4	8.5	9.3	8.5	9.4	48.1
38	DEPRAETER ALEXANDRO	Mouvaux	2000	9.0	9.3	7.7	0.0	10.2	10.5	46.7
39	OASSEL THIBAULT	St Priest	2005	9.1	8.5	9.3	0.0	10.0	9.0	45.9
40	MOREL ENZO	Chateauroux	2005	7.0	6.3	6.2	9.4	8.0	8.8	45.7
41	VAURES VICTOR	Rungis	2005	7.9	4.2	7.5	10.8	8.1	6.2	44.7
	DESCHAMPS AYMERIC	Mouvaux	1973	0.0	6.6	8.7	10.2	9.7	9.5	44.7
43	HUYNH DAVID	Plaisir	1986	6.5	4.1	6.7	8.7	7.5	4.1	37.6
44	HERVET ERIC	Bléré	1980	7.8	6.0	0.0	9.8	8.8	0.0	32.4
45	GUICHARD VICTOR	Muret	2003	0.0	0.0	0.0	0.0	0.0	0.0	0.0
	MAURO ALEXIS	Muret	2002	0.0	0.0	0.0	0.0	0.0	0.0	0.0
	BIGNOLAIS ROMAN	Chateauroux	1997	0.0	0.0	0.0	0.0	0.0	0.0	0.0
	GAILLOCHON MATTEO	Chateauroux	2002	0.0	0.0	0.0	0.0	0.0	0.0	0.0
	RAVARD MAËL	Bléré	2000	0.0	0.0	0.0	0.0	0.0	0.0	0.0
	DELOBELLE JEREMY	Voreppe	2000	0.0	0.0	0.0	0.0	0.0	0.0	0.0
	MAAZOUZ TARIQ	Les mureaux	2002	0.0	0.0	0.0	0.0	0.0	0.0	0.0

9. MASCULIN NIVEAU4 11 + . SA_DA (individuels)

9.1. Résultats par équipes

	Equipe	Club							Total
1	Athis Mons	91--Uso Athis Mons	36.5	35.7	33.7	34.2	38.1	36.0	214.2
2	Muret	31--Le Ralliement	35.9	34.5	33.2	34.0	38.0	33.6	209.2
	Gardanne	13--Gardanne	36.2	31.7	34.5	34.9	37.9	34.0	209.2
4	LUC gym	59--Luc gym	36.7	31.6	32.9	33.9	38.0	32.7	205.8
5	Domène	38--Etoile sportive doménoise	36.7	33.1	34.9	32.6	35.6	32.6	205.5
6	Beauchamp	95--Arabesque gymnique Beauchamp	33.2	34.3	34.6	31.4	37.4	34.5	205.4
7	St Aignan Gd Lieu	44--Association Loisirs Culture de St Aignan de Grand Lieu	34.8	30.3	32.5	34.5	38.0	32.3	202.4
8	Limours	91--Limours	34.5	27.9	34.1	33.2	38.2	34.4	202.3
9	Chateauroux	36--ASPTT GYM	34.8	33.3	34.4	32.5	36.4	26.6	198.0
Equipes déclassées									
	Equipe	Club							Total
1	Lille	59--CGLille	34.9	30.2	33.5	33.7	36.9	34.2	203.4





9.2. Résultats individuels

	Gymnaste	Equipe	Annee							Total
1	ARENA VINCENZO	Lille	1983	12.6	12.1	12.7	11.6	13.0	13.1	75.1
2	BISCARO RICHARD	Muret	1997	12.2	12.4	11.1	11.0	13.0	12.2	71.9
3	SOUVESTRE QUENTIN	Athis Mons	1991	11.9	11.7	10.9	12.1	12.5	12.1	71.2
4	LAGRANGE ELLIOT	Athis Mons	1991	12.0	12.3	10.7	10.6	13.2	11.7	70.5
5	COSSONNET REMY	Beauchamp	1988	12.0	11.5	11.6	10.7	12.8	11.5	70.1
	GIRAULT CLEMENT	Gardanne	2001	12.2	10.1	11.5	11.9	12.3	12.1	70.1
7	URSINI BENOIT	Domène	1995	12.5	10.9	11.7	11.0	12.5	11.1	69.7
8	PAPIN NICOLAS	Gardanne	1996	12.3	9.2	11.6	12.2	12.3	11.5	69.1
9	LE MEVEL ALEXANDRE	Muret	1999	12.1	10.4	11.3	11.0	12.5	11.7	69.0
10	CORBEL ANTHONY	St Aignan Gd Lieu	1987	10.5	9.6	11.3	12.7	12.9	11.9	68.9
11	GRONDIN NICKY	St Aignan Gd Lieu	1994	12.3	11.4	9.9	11.1	12.7	11.4	68.8
12	GAUQUIES CORENTIN	LUC gym	1993	12.3	10.5	10.0	11.5	12.7	11.5	68.5
13	SIMON NICOLAS	Chateauroux	2000	11.9	11.7	11.7	10.2	12.5	9.7	67.7
14	LEHMANN JULIEN	Limours	1998	10.6	10.3	11.5	11.5	12.8	10.9	67.6
15	MATEUS BAPTISTE	Athis Mons	1999	12.0	11.7	12.1	10.4	10.7	10.6	67.5
16	CORVAISIER BENJAMIN	Chateauroux	2000	11.8	11.4	11.5	12.0	11.8	8.9	67.4
17	DESHIERE ROMAIN	Domène	1984	12.5	10.8	10.3	10.6	11.1	11.7	67.0
18	SMITH SYMEON	Lille	2001	11.8	9.4	10.7	11.0	12.5	11.4	66.8
19	TONETTI MAEL	Gardanne	2001	11.7	10.2	10.9	10.8	12.6	10.4	66.6
20	DUONG ALEXIS	Gardanne	2001	11.5	11.4	11.4	10.7	13.0	8.3	66.3
21	ALLEK IDRIS	Athis Mons	2001	12.5	10.8	6.8	11.5	12.4	12.2	66.2
22	SOGLIA ENZO	Muret	2002	10.7	11.2	10.8	12.0	11.9	9.4	66.0
23	FROMENT SAMUEL	LUC gym	2002	9.8	10.3	12.0	11.1	12.7	10.0	65.9
24	VERBEKE GABRIEL	LUC gym	2003	10.9	9.9	10.5	11.2	12.6	10.7	65.8
25	LEOST ETIENNE	Limours	1987	10.4	8.3	10.8	11.3	13.0	11.8	65.6
26	PINHEIRO CORENTIN	Beauchamp	1994	9.0	10.4	11.7	10.0	12.3	11.3	64.7
27	RIVALLAND QUENTIN	Muret	1998	11.6	10.5	9.1	11.0	12.5	9.7	64.4





28	PERRODEAU BASTIEN	St Aignan Gd Lieu	1997	12.0	9.3	11.3	10.7	12.1	8.8	64.2
29	FERNANDES JULIEN	Limours	2000	12.3	5.8	11.5	9.8	11.9	11.7	63.0
30	MANIEZ THEO	LUC gym	2004	12.2	10.8	10.4	11.2	9.3	9.0	62.9
	BERTHET ALEXIS	Chateauroux	1987	11.1	10.2	11.2	10.3	12.1	8.0	62.9
32	LEPINAY MATTEO	Domène	2001	11.7	9.2	11.5	10.4	11.9	8.0	62.7
33	LECOMTE JULES	Limours	1999	11.6	9.3	11.1	9.5	12.4	8.1	62.0
34	TARRAJAT ALEXANDRE	Domène	2000	10.5	7.4	11.7	11.0	11.2	9.8	61.6
35	LARCHER REMI	Muret	2003	11.2	10.9	8.9	10.4	11.4	8.7	61.5
36	AMOUROUX ROMAIN	Domène	2002	10.2	11.4	10.0	9.9	11.0	8.9	61.4
37	CERRA ALEXANDRE	Beauchamp	1996	9.2	11.8	9.7	9.8	10.8	9.1	60.4
38	LEONARD ALEXIS	Beauchamp	1993	12.0	4.3	9.2	10.7	12.3	11.7	60.2
39	GAILLARD JEAN-GAËL	Lille	1997	10.1	8.7	10.1	10.1	11.4	9.7	60.1
40	COUCHELLOU VALENTIN	St Aignan Gd Lieu	1997	10.0	9.3	9.0	9.9	12.4	9.0	59.6
41	BUSA FELIX	Lille	1991	10.5	7.3	9.8	11.1	9.5	9.6	57.8
42	SANTI JULIEN	LUC gym	1981	12.2	9.5	0.0	11.1	11.9	10.5	55.2
43	DUCHADEAU MICHAEL	Beauchamp	1986	8.4	11.0	11.3	0.0	8.1	9.5	48.3
44	LEHMANN BENJAMIN	Limours	2000	8.3	2.8	8.6	10.4	11.0	6.2	47.3
45	WEISS CODY	Chateauroux	1999	10.0	4.9	2.6	10.2	10.5	3.7	41.9
46	LOISEL DAMIEN	Athis Mons	1987	0.0	0.0	0.0	0.0	0.0	0.0	0.0
	OUDET ALEXANDRE	Lille	1993	0.0	0.0	0.0	0.0	0.0	0.0	0.0
	AUFRERE MOW	Chateauroux	2000	0.0	0.0	0.0	0.0	0.0	0.0	0.0
	BRAMATI ERIC	Gardanne	1998	0.0	0.0	0.0	0.0	0.0	0.0	0.0

10. FEMININ NIVEAU4 11 + . SA_DA (individuels)

10.1. Résultats par équipes

	Equipe	Club					Total
1	Hénin beaumont	62--Hénin Beaumont amicale laïque	33.2	39.2	38.0	37.8	148.2
2	La Ciotat	13--GYM' LA CIOTAT	33.5	36.2	37.8	37.7	145.2
3	Pont de Beauvoisin	38--La Sentinelle	32.2	37.7	37.2	37.8	144.9
4	Muret	31--Le Ralliement	32.0	38.0	36.9	37.2	144.1
	Maure de bretagne	35--L'étoile mauritanienne	32.0	37.3	37.7	37.1	144.1
6	Arpajon	91--Esr arpajon	32.4	37.0	36.2	37.6	143.2
7	Envol Aquitaine	33--Envol d aquitaine	31.2	35.9	36.7	36.8	140.6
8	Voisins	78--Voisins	31.9	36.1	35.4	36.5	139.9
9	Chateauroux	36--ASPTT GYM	31.1	35.0	32.8	35.8	134.7

10.2. Résultats individuels

	Gymnaste	Equipe	Annee					Total
1	CAMUS OCEANE	Hénin beaumont	2005	11.9	12.9	12.7	12.6	50.1
2	GODEFROY CHLOE	Pont de Beauvoisin	1997	11.2	13.1	12.2	12.8	49.3
3	INTARTAGLIA CHARLISE	La Ciotat	2004	12.0	12.4	12.4	12.4	49.2
4	RUVIRA CELIA	Muret	2004	10.3	13.0	13.0	12.7	49.0
	LECOCQ SCARLETT	Hénin beaumont	1997	10.4	13.1	13.1	12.4	49.0
6	FLAMENT AMANDINE	Hénin beaumont	1998	10.6	13.2	12.2	12.8	48.8
7	JACQUINOT CAMILLE	Pont de Beauvoisin	2005	10.6	12.6	12.7	12.6	48.5
8	HARDIAGON MARIE	Arpajon	1997	10.9	12.1	12.7	12.6	48.3
	LEAO SOPHIE	Voisins	1994	11.3	12.1	12.5	12.4	48.3
	PRIOUL MAUD	Maure de bretagne	1992	10.9	12.7	12.2	12.5	48.3
11	DELPY CYNTHIA	Arpajon	1984	10.6	13.0	11.8	12.6	48.0
12	GOLMARD CARLA	La Ciotat	2003	10.8	11.9	12.8	12.4	47.9
	FORESTIER NOLWENN	Envol Aquitaine	1996	10.6	12.5	12.0	12.8	47.9
	ROLLE SHERLEY	Maure de bretagne	2005	10.8	12.0	12.9	12.2	47.9
15	AMET ALIXE	Muret	2001	10.7	12.3	12.2	12.4	47.6
	CHOTARD MANON	Maure de bretagne	1996	10.2	12.6	12.4	12.4	47.6
17	DUBOIS EMMY	Hénin beaumont	1997	10.7	12.8	11.4	12.3	47.2
18	GILLET MANON	Chateauroux	2000	10.7	12.0	11.8	12.5	47.0
19	FRUSTA-BRUOT IRELAND	La Ciotat	2000	10.7	10.7	12.6	12.8	46.8
20	MOLINO CHARLINE	Muret	2002	10.7	12.7	11.3	12.0	46.7
	GUILLET NOA	Pont de Beauvoisin	2004	10.4	11.6	12.3	12.4	46.7
22	PLANQUE MAUD	Voisins	2002	10.7	11.9	11.9	12.1	46.6
23	CAROL ESTHER	Arpajon	1998	10.9	11.9	11.5	12.2	46.5
24	DUBUC SANDY	Envol Aquitaine	1990	10.2	12.1	12.2	11.9	46.4
25	HARDIAGON CHLOE	Arpajon	1997	10.4	11.6	11.7	12.4	46.1
26	DUPRAZ LEA	Pont de Beauvoisin	1999	10.3	12.0	11.0	12.4	45.7
27	MICOUREAU MAYLINE	Arpajon	2000	10.5	11.2	11.5	12.1	45.3
	CHATARD FEDOUL SOLEA	Muret	1999	10.6	10.9	11.7	12.1	45.3
29	BARBIER ENORA	Maure de bretagne	2003	10.3	11.8	11.1	11.9	45.1
30	CHARNI AMANDINE	Envol Aquitaine	1995	10.4	11.3	11.3	11.7	44.7
31	BOURLOIS MAELYS	Maure de bretagne	2004	10.0	11.1	12.4	11.0	44.5
32	VAURES ZAWADZKA JOHANNA	Voisins	2000	9.6	12.1	11.0	11.5	44.2

33	CABIROL ROXANE	Envol Aquitaine	1996	10.0	10.6	11.3	12.1	44.0
34	COMPIN MANON	Chateauroux	2001	9.6	11.3	11.0	11.4	43.3
35	LAURENT CLEMENCE	La Ciotat	2001	10.3	11.9	8.5	12.5	43.2
36	CHARPIN AUDREY	Chateauroux	2001	10.5	11.7	8.8	11.9	42.9
37	CARRERE MAELLE	Voisins	2002	9.9	10.8	9.9	12.0	42.6
38	VIDAL SALOME	Muret	1998	9.5	10.0	11.0	11.9	42.4
39	CADET MARINE	Voisins	1996	9.6	10.7	9.4	11.2	40.9
40	LEVEAU AMANDINE	Chateauroux	1990	9.0	7.1	10.0	10.1	36.2
41	PICHON MAELISS	Chateauroux	2002	9.9	7.6	8.9	9.6	36.0
42	FERKAL MORGANE	Envol Aquitaine	1999	9.0	0.0	12.5	11.9	33.4
43	CHALENDARD CLARA	Pont de Beauvoisin	1998	10.0	0.0	10.5	0.0	20.5
44	CERIS ORANE	La Ciotat	1994	0.0	0.0	0.0	0.0	0.0
	PERENCINO ELISE	Hénin beaumont	1999	0.0	0.0	0.0	0.0	0.0

11. MASCULIN NIVEAU3 11-18 ans . SA_DA (individuels)

11.1. Résultats par équipes







	Equipe	Club							Total
1	Castelnau le lez	34--GSL34.com - Castelnau le Lez	37.1	34.4	27.3	38.0	36.7	35.9	209.4
2	Lormont	33--Club gymnique lormontais	37.0	32.0	22.9	35.6	35.5	26.3	189.3
3	St Genis les Ollières	69--Entente St genoise	30.8	31.1	30.7	33.7	34.6	25.4	186.3
4	LUC gym	59--Luc gym	35.8	30.0	29.2	33.9	34.8	21.2	184.9
5	Houilles	78--Avant-Garde de Houilles	35.2	24.9	27.1	34.6	34.7	27.7	184.2

11.2. Résultats individuels



	Gymnaste	Equipe	Anne e							Total
1	DUPONT ANTHONY	LUC gym	2002	13.0	11.2	11.2	12.3	12.8	11.1	71.6
2	BERTRAND NICOLAS	Castelnau le lez	2003	11.2	12.6	8.0	12.3	12.6	12.0	68.7
3	TERRADE YANN	Lormont	2000	13.0	11.3	7.5	12.3	12.6	9.1	65.8
4	JOUSSE FOUCAULD	St Genis les Ollières	2001	9.8	10.7	12.1	10.9	12.2	9.8	65.5
5	FERREIRA THOMAS	Houilles	2001	12.9	6.1	9.5	12.0	11.2	11.8	63.5
6	GIZOLME MARTIN	St Genis les Ollières	2002	12.1	11.2	9.3	11.7	11.9	5.8	62.0
7	MARQUES OSCAR	Castelnau le lez	2002	12.6	12.9	11.2	13.1	0.0	11.8	61.6
8	PRADIER VINCENT	Castelnau le lez	1999	11.0	8.9	8.1	11.8	11.5	8.4	59.7
9	SCHMUTZ LYRIANN	Lormont	2002	12.9	4.2	7.7	12.5	11.6	10.1	59.0
10	PICHON ALEXIS	Houilles	1999	11.3	8.5	8.8	10.8	12.3	7.1	58.8
11	MOUILLET LEONARD	St Genis les Ollières	2000	8.9	9.2	9.3	10.4	10.5	9.8	58.1
12	COURT ADRIEN	Houilles	1999	10.6	9.1	7.9	11.6	9.8	8.8	57.8
13	URVAL YANIS	Lormont	2001	11.1	10.2	7.6	10.8	10.1	5.8	55.6
14	OUESLATY ILYES	LUC gym	2004	12.2	7.9	9.1	10.8	10.4	4.3	54.7
15	GUILLOT GEOFFREY	Houilles	2000	11.0	7.3	8.8	10.2	9.7	6.8	53.8
16	BERNARD GABRIEL	LUC gym	2002	9.9	9.0	8.9	10.8	9.2	5.8	53.6
17	SAUVESTRE THIBAUT	Lormont	2000	8.6	10.5	7.6	10.7	8.3	7.1	52.8
18	FOURNIER LOUIS	LUC gym	2005	10.6	9.8	5.5	10.8	11.6	3.1	51.4
19	LAFONT MARTIN	Castelnau le lez	2001	13.3	0.0	0.0	12.6	12.6	12.1	50.6
20	REINAUDO MATHIS	Houilles	2000	7.5	5.5	8.6	11.0	11.2	4.5	48.3
21	YOUNG TRISTAN	Lormont	2001	0.0	5.9	0.0	10.7	11.3	0.0	27.9
22	SCHNEIDER FLORIAN	Castelnau le lez	1999	0.0	0.0	8.0	0.0	9.9	6.9	24.8
23	DREUX JUSTIN	St Genis les Ollières	2001	0.0	0.0	9.3	11.1	0.0	0.0	20.4

12. MASCULIN NIVEAU6 11 + . SA_DA (individuels)

12.1. Résultats par équipes







	Equipe	Club							Total
1	Fives	59--St maurice fives	41.5	38.9	42.7	40.6	41.2	41.8	246.7
2	Jonage	69--E.s.j gymnastique artistique	36.2	32.4	38.0	39.6	36.3	38.7	221.2
3	Lafrançaise	82--Judo gym club lafrançaise	35.5	35.3	39.5	26.8	41.3	40.9	219.3

12.2. Résultats individuels







	Gymnaste	Equipe	Anne e							Total
1	MICHAUD ALEX	Fives	2003	10.5	10.0	10.9	10.3	10.4	10.6	62.7
2	GOURDON ANTOINE	Jonage	2003	10.1	9.5	10.8	10.5	10.6	10.5	62.0
3	RUHANT MARC	Fives	1997	8.2	10.7	10.8	10.0	10.7	10.1	60.5
4	MICHAUD TOMAS	Fives	2005	9.7	9.3	10.5	10.0	10.2	10.7	60.4
5	BA GUALAJO	Fives	2006	10.2	8.8	10.5	10.3	9.9	10.1	59.8
	CAUX OWEN	Fives	2004	10.5	8.9	10.5	9.6	9.9	10.4	59.8
7	RISCHARD THIBAUT	Lafrançaise	2002	9.8	8.6	10.3	9.2	10.7	9.8	58.4
8	LEROY MAXIME	Fives	2006	10.3	8.9	9.3	9.7	9.9	9.8	57.9
9	CHOGNOT ELIOTT	Jonage	2004	8.0	8.1	10.5	10.1	10.6	10.5	57.8
10	LEMOINE LUCAS	Jonage	2006	8.8	9.1	10.6	9.8	10.3	8.9	57.5
11	LISACK MAEL	Lafrançaise	2003	8.2	9.1	10.2	8.8	10.5	10.4	57.2
12	VERDIER VALENTIN	Lafrançaise	2004	9.3	7.8	7.9	8.8	9.5	10.1	53.4
13	DELBREIL WILLIAM	Lafrançaise	2002	8.2	9.8	11.1	0.0	10.6	10.6	50.3
14	VISCOGLIOSI ROMAIN	Jonage	2006	9.3	5.7	6.1	9.2	4.8	8.8	43.9

13. MASCULIN NIVEAU1 11 + . SA_DA (individuels)

13.1. Résultats par équipes

	Equipe	Club							Total
1	Vaugneray	69--Union sportive de l'ouest lyonnais	24.8	31.6	25.2	37.5	10.8	20.6	150.5

13.2. Résultats individuels

	Gymnaste	Equipe	Année							Total
1	PAULMIER GILDAS *	Dreux 1 (indiv) (indiv)	1996	8.5	11.5	11.7	12.7	10.2	12.0	66.6
2	PONVIANNE PIERRE	Vaugneray	1993	9.1	9.6	12.0	12.6	10.8	9.2	63.3
3	PONCIN EMERIC	Vaugneray	1991	0.0	11.9	13.2	0.0	0.0	11.4	36.5
4	GAILLARD FLORENT	Vaugneray	1989	8.1	10.1	0.0	12.7	0.0	0.0	30.9
5	URBANO ROMAIN	Vaugneray	1988	7.6	0.0	0.0	12.2	0.0	0.0	19.8
6	RAMIREZ YOHANN	Vaugneray	1984	0.0	0.0	0.0	0.0	0.0	0.0	0.0

14. MASCULIN NIVEAU4 11-18 ans . SA_DA (individuels)

14.1. Résultats par équipes

	Equipe	Club							Total
1	Rhodia club	38--Rhodia-Club Gymnastique	36.5	35.2	35.1	35.2	38.0	35.2	215.2
2	Crolles	38--Gym et rythme crolles	37.6	31.7	36.1	35.4	36.9	34.7	212.4
3	Riorges	42--Olympique riorges gymnastique	36.7	32.3	34.2	33.4	37.9	34.7	209.2
4	Bray	77--Club sportif braytois	36.8	31.8	36.4	32.8	37.8	32.0	207.6
5	Plaisir	78--Etoile gymnique plaisiroise	34.8	33.5	33.5	34.4	36.8	34.1	207.1
6	St just st rambert	42--Fjep st-just st-rambert	36.9	33.2	34.0	35.2	32.8	34.1	206.2
7	Uzes	30--Club de gymnastique uzetia	35.3	32.3	35.5	33.3	35.6	32.5	204.5
8	Andrésy	78--Andrésy	34.2	33.8	33.1	32.1	37.1	31.0	201.3
9	Rungis	94--Rungis	33.5	30.3	34.2	32.1	38.1	32.9	201.1
10	Cysoing	59--Progres cysonien	36.1	31.5	34.5	31.9	33.5	32.7	200.2
11	Volvic	63--Volvic	30.6	29.5	33.9	32.6	36.7	27.3	190.6
12	La cantalienne	15--La cantalienne	32.8	24.3	33.7	31.6	36.3	30.5	189.2
13	Castelnau le lez	34--GSL34.com - Castelnau le Lez	31.8	27.4	32.7	31.5	32.2	30.0	185.6
14	St Priest	69--Gymnique association saint priest	33.2	21.2	22.1	32.1	23.1	24.2	155.9

14.2. Résultats individuels








	Gymnaste	Equipe	Année							Total
1	LECOMTE MATHIEU	Plaisir	2001	11.6	11.9	13.0	12.4	13.0	12.9	74.8
2	AFANASSIEFF TITOUAN	Rhodia club	2002	12.6	12.0	12.2	12.1	13.1	12.2	74.2
3	CLARET HUGO	Crolles	2002	13.0	11.3	11.8	11.4	12.3	12.1	71.9
4	HURARD SIMON	Uzes	2003	11.8	11.0	12.4	11.5	12.4	11.6	70.7
5	CHANDELIER MATTHYS	Bray	2000	12.4	11.6	12.4	10.7	12.2	10.7	70.0
6	NERI REYTCY	Riorges	2004	12.3	10.0	10.5	12.0	12.8	12.2	69.8
7	LIBERKOWSKI FELIX	Cysoing	2004	11.7	10.5	12.1	10.7	12.4	12.2	69.6
8	CLINQUART MAXIME	Plaisir	2003	12.0	11.9	11.0	11.6	12.2	10.8	69.5
	PILLONETTO PIERRE	St Priest	2003	12.3	11.1	12.1	11.1	11.8	11.1	69.5
	DURAND CLEMENT	Rhodia club	2001	12.2	11.1	11.7	10.9	12.7	10.9	69.5
11	BLANCHET JULIAN	Riorges	2003	12.1	10.7	12.2	10.4	12.6	11.3	69.3
12	DUMAS GAETAN	Rhodia club	2003	11.7	11.6	11.2	12.2	12.2	10.1	69.0
13	MONGIN KILIAN	Rungis	2002	11.5	11.2	11.8	10.6	12.7	11.0	68.8
	LONCKE NOE	Crolles	2005	11.9	10.3	12.3	11.7	12.1	10.5	68.8
	CHAVANON CHARLES	Riorges	2003	12.3	11.2	11.1	10.5	12.5	11.2	68.8
16	REAUX JULES	Bray	1999	11.2	11.1	12.1	10.8	12.9	10.6	68.7
17	DERUDET ROMAIN	St just st rambert	2001	12.1	10.8	10.3	11.5	11.4	12.3	68.4
	BAGA LUDOVIC	Crolles	2003	12.5	8.6	12.0	11.7	12.5	11.1	68.4
19	BICARD EDDIE	St just st rambert	2000	12.2	11.1	12.7	11.6	11.2	9.5	68.3
20	CHAPUT HUGO	Bray	2000	12.4	9.1	11.9	11.3	12.7	10.7	68.1
21	LAURIOL CORENTIN	Rhodia club	2002	10.3	11.6	10.9	10.8	12.2	12.1	67.9
22	ARGAUD MATTHIEU	St just st rambert	2002	12.6	10.7	11.0	12.1	10.2	10.1	66.7

	DANTIGNY TRISTAN	Uzes	2000	11.6	10.3	11.5	11.1	11.5	10.7	66.7
24	REBEIX AURELIEN	Volvic	2002	11.6	9.3	12.3	10.8	12.5	9.9	66.4
25	DELSOUC JULES	La cantalienne	2001	11.2	7.6	12.1	10.8	12.7	11.9	66.3
26	LECLERC DIEGO	Rungis	2003	11.6	10.4	9.2	11.0	12.8	10.8	65.8
27	BAUCHAIRE ELOI	Andrézy	2003	11.8	10.0	10.1	10.3	12.7	10.6	65.5
28	CHABOT AYMERIC	Andrézy	2000	10.9	10.9	10.3	10.4	11.8	11.1	65.4
29	BRUYERE ROBIN	St just st rambert	2002	11.7	11.3	9.7	10.7	9.9	11.7	65.0
30	RIVAUD MAXIME	Uzes	2003	11.5	11.0	10.2	10.3	11.7	10.2	64.9
31	VANGHELLE CHARLES	Cysoing	2002	12.4	10.9	10.4	10.5	9.8	10.5	64.5
32	BATTIN KYLIAN	Rungis	2001	10.3	8.7	12.0	10.4	12.6	10.0	64.0
33	CONSTANT VICTOR	Riorges	2002	11.7	10.4	10.9	10.9	11.3	8.7	63.9
	BUISSON TOMMY	Volvic	2003	11.1	9.9	11.5	11.0	12.1	8.3	63.9
35	PETITPAS ALBAN	Andrézy	2005	11.5	11.0	11.2	10.7	12.0	7.1	63.5
36	SALMONT ADRIEN	Andrézy	2000	9.8	11.3	9.7	10.8	12.4	9.3	63.3
37	RESTIER HUGO	Plaisir	2004	11.2	9.7	9.5	10.4	11.6	10.4	62.8
	DURAND GUILLAUME	La cantalienne	2001	10.4	8.6	11.4	10.3	11.9	10.2	62.8
39	TROUILLET BAPTISTE	Rungis	2004	10.4	8.3	10.4	10.5	11.5	11.1	62.2
	BLANCHARD CLEMENT	Andrézy	2000	9.3	11.5	11.6	10.6	10.1	9.1	62.2
41	OLLIERIC MATTHIS	Crolles	2003	12.1	9.8	6.8	12.0	11.6	9.7	62.0
42	MOSSE RUBEN	Cysoing	2003	12.0	7.2	11.4	10.7	10.6	10.0	61.9
	BELIARD ANTOINE	Castelnau le lez	2004	10.8	8.9	11.1	10.2	10.4	10.5	61.9
44	BABY SACHA	Castelnau le lez	2005	9.8	9.2	11.6	10.0	11.7	8.7	61.0
45	HERBELIN CLEMENT	Volvic	2002	7.9	10.3	10.1	10.8	12.1	9.1	60.3
46	BONAL SYLVAIN	La cantalienne	2004	11.2	8.1	10.2	10.5	11.7	8.4	60.1
	HENNERON MILAN	Uzes	2006	11.8	6.3	11.6	10.5	10.7	9.2	60.1
48	DEBEC HUGO	St Priest	2000	9.2	10.1	10.0	10.5	11.3	8.6	59.7
	RIVIERE LUCAS	Castelnau le lez	2006	10.6	7.8	9.9	11.3	10.1	10.0	59.7
50	PRADOS THOMAS	Crolles	2004	11.6	10.1	6.8	10.2	8.8	11.5	59.0
51	MARCON MATHEO	Rhodia club	2004	9.8	9.8	10.5	10.4	8.2	10.1	58.8
52	VAN WYNENDAELE TITOUAN	Cysoing	2004	10.5	10.1	11.0	9.8	10.5	6.1	58.0
53	DARMAYAN GRÉGOR Y	Castelnau le lez	2005	10.4	9.3	10.0	9.8	8.7	9.5	57.7
54	VANASTEN MATHIS	Cysoing	2003	11.4	8.7	10.3	10.3	9.7	6.0	56.4
	COMBAZ ANTOINE	Riorges	2004	10.1	9.8	9.0	10.0	10.4	7.1	56.4
56	TUQUET MATEO	Uzes	2003	11.7	4.2	10.8	10.7	11.3	6.9	55.6
57	MUNOZ JOHAN	La cantalienne	2006	9.6	6.9	8.7	10.1	7.2	7.6	50.1
58	DELBOSC JULIEN	Plaisir	2002	0.0	8.9	8.6	0.0	11.5	7.8	36.8
59	JEANTY FABIEN	Bray	2002	12.0	5.8	1.5	9.8	2.6	3.7	35.4
60	LAVERGNE RAPHAËL	Castelnau le lez	2004	5.0	1.8	2.0	9.8	6.5	3.7	28.8
61	BOUVIER MATHIEU	St Priest	2002	11.7	0.0	0.0	10.5	0.0	4.5	26.7
62	DURRIEZ AXEL	Plaisir	2005	0.0	0.0	0.0	0.0	0.0	0.0	0.0
	LANDEMAINE GABIN	Rungis	2003	0.0	0.0	0.0	0.0	0.0	0.0	0.0
	CASCALES ADRIEN	St Priest	2000	0.0	0.0	0.0	0.0	0.0	0.0	0.0
	CHERCHI LORENZO	St Priest	2001	0.0	0.0	0.0	0.0	0.0	0.0	0.0
	DUPUIS VINCENT	St just st rambert	2000	0.0	0.0	0.0	0.0	0.0	0.0	0.0
	KLEPPER VICTOR	Volvic	1999	0.0	0.0	0.0	0.0	0.0	0.0	0.0
	MEYLEU MARIUS	Volvic	2002	0.0	0.0	0.0	0.0	0.0	0.0	0.0





Résultats de la compétition
Finales Nationales UFOLEP
Agen Boé
2 et 3 juin 2018

1. FEMININ NIVEAU6 11-15 ans . SA_DA (individuels)

1.1. Résultats par équipes

	Equipe	Club					Total
1	Bievres	91--Mjc Bièvres	44.8	45.5	45.9	46.9	183.1
2	A. Dreux	28--Alliance de dreux gymnastique	42.9	43.3	45.8	46.0	178.0
3	Brindas 2	69--A.s.brindas	41.4	44.7	43.6	46.2	175.9
4	Brunoy	91--Brunoy pyramide	41.1	44.4	44.4	45.9	175.8
	Brindas 1	69--A.s.brindas	43.8	43.3	43.2	45.5	175.8
6	Cuisery	69--ESPACE GYM CUISERY	41.7	45.0	43.2	44.3	174.2
7	Trets	13--Gymnastique sportive tretsoise	42.4	43.5	42.9	44.6	173.4
8	Clapiers	34--Gymnastique Artistique Clapieroise	40.9	43.1	44.1	45.1	173.2
9	Chauny	2--Chauny	42.7	42.5	42.9	43.6	171.7
10	Gerzat	63--A.L.Gerzat	40.9	43.0	42.8	44.1	170.8
	La chatre	36--Union sportive la chatre	39.7	43.2	43.0	44.9	170.8
12	Orvault	44--A.L.P.C Orvault	40.0	43.0	42.8	44.9	170.7
13	Croix	59--Patriote de Croix	40.7	41.7	41.8	45.3	169.5
14	Perpignan	66--Uscm	41.2	41.6	40.4	43.8	167.0
15	Bléré	37--Session Gymnastique Artistique Bléré Val de Cher	41.0	39.4	41.8	41.5	163.7
Equipes déclassées							
	Equipe	Club					Total
1	Bordeaux CAM	33--C A M Bordeaux section gym artistique	41.6	41.6	43.6	43.9	170.7

1.2. Résultats individuels

	Gymnaste	Equipe	Annee					Total
1	LEVEAU PERRINE	Bievres	2004	11.5	11.8	11.7	11.8	46.8
2	TIBI CAMILLE	Bievres	2005	11.2	11.5	11.6	11.8	46.1
3	MAISONNEUVE MATHILDE	Bievres	2005	11.2	11.4	11.5	11.6	45.7
4	DUGEAIS LEA	Brindas 1	2005	11.2	11.5	11.4	11.5	45.6
5	DESVEAUX-COLETTI CASSIE	Brindas 1	2005	11.1	11.4	11.5	11.5	45.5
6	ROCHIGNEUX CORALIE	Brindas 2	2002	9.7	11.5	11.7	11.8	44.7
7	SCHMIDT EMILY	A. Dreux	2005	11.0	10.6	11.6	11.4	44.6
8	BADILA LOU LYNE	A. Dreux	2006	10.7	11.0	11.3	11.4	44.4
	LOUIS SEBAUT FIONA	A. Dreux	2002	10.7	10.8	11.3	11.6	44.4
10	JESUS CORALINE	Brindas 2	2003	10.2	11.5	11.1	11.5	44.3
11	BROGNIART LILI	Bievres	2005	10.9	10.7	11.1	11.5	44.2
	LONCKE SOHANE	Croix	2003	10.5	10.7	11.3	11.7	44.2
	CHENU APOLLINE	Chauny	2002	10.5	10.8	11.4	11.5	44.2
14	ALEPEE NOEMIE	Brunoy	2004	10.6	11.2	11.0	11.3	44.1
	AMIGUAS LINA	Perpignan	2004	10.4	11.5	11.1	11.1	44.1
	BONNECHERE LUCIE	Croix	2006	10.9	11.3	10.2	11.7	44.1
17	GOREAU AMELIE	A. Dreux	2006	10.1	10.9	11.6	11.4	44.0
	BERCHEL TAINA	Brunoy	2005	10.4	10.9	11.2	11.5	44.0
	OPPICI CLEA	Brunoy	2004	10.1	11.1	11.3	11.5	44.0
20	LOUBIERES OCEANE	Gerzat	2006	10.8	10.9	11.1	11.1	43.9
21	CASTILLO MELINE	Clapiers	2005	10.7	11.5	10.0	11.6	43.8
22	APARICIO LIVIA	Trets	2005	10.8	11.2	10.2	11.4	43.6

	VULLIEZ MADELINE	Brindas 2	2003	10.7	10.8	10.7	11.4	43.6
	BERNARD MARIE LOU	Cuisery	2004	10.0	11.3	11.0	11.3	43.6
25	AOUSTIN MELISSA	Bievres	2006	9.9	10.8	11.1	11.7	43.5
	GOUHIER CLEMENCE	A. Dreux	2006	10.5	10.6	10.8	11.6	43.5
	ROBELET OCEANE	Cuisery	2003	10.4	11.2	10.7	11.2	43.5
28	RIETH MARINE	Clapiers	2004	10.3	10.9	11.0	11.1	43.3
29	RIOUAL MARGOT	A. Dreux	2004	10.1	10.6	11.2	11.3	43.2
30	DELAFORGE ZELIA	Gerzat	2004	9.7	11.0	10.9	11.4	43.0
	BERTAUT MARION	Bléré	2006	10.4	10.7	11.2	10.7	43.0
32	MALONGA INES EXAUCEE	Brunoy	2003	10.0	11.2	10.1	11.6	42.9
	ARIZTEGUI LOU ANNE	Cuisery	2004	11.0	11.4	9.6	10.9	42.9
	LECCA LEONIE	Cuisery	2004	10.3	11.1	10.6	10.9	42.9
35	LATREMOUILLE ROMANE	Clapiers	2004	9.8	10.2	11.6	11.2	42.8
	LEFLOCH JADE	La chatre	2005	10.0	11.1	10.8	10.9	42.8
37	OULEHRI ITTO	Brunoy	2003	9.9	10.8	10.9	11.1	42.7
	PERNET MAUD	Orvault	2004	9.9	10.5	11.2	11.1	42.7
39	BRIDGEWATER OLIVIA	La chatre	2006	10.0	10.3	11.0	11.3	42.6
	GUILLEMOT HONORINE	La chatre	2006	9.8	10.5	11.1	11.2	42.6
	MARTINEZ CHLOÉ	Brindas 2	2003	10.1	10.9	10.1	11.5	42.6
	SANE LENA	Orvault	2006	10.7	10.3	10.1	11.5	42.6
43	PASTUREAU FANNY	Trets	2006	10.6	10.9	10.1	10.9	42.5
	AUDABRAM CHLOÉ	Clapiers	2004	10.0	10.4	11.2	10.9	42.5
	LAHEUX AXELLE	Orvault	2003	9.6	10.6	11.2	11.1	42.5
46	SERVER CHLOE	Bordeaux CAM	2006	10.4	10.6	10.9	10.5	42.4
47	PENAZZI AMANDINE	Trets	2006	10.4	9.7	11.3	10.9	42.3
	MOUNEYRE CECILIA	Bordeaux CAM	2003	10.3	10.3	11.0	10.7	42.3
	BUIRE ILIANA	Chauny	2002	10.8	10.4	10.8	10.3	42.3
50	LAN LOUANE	Trets	2005	10.6	10.6	9.8	11.2	42.2
51	MIRABEL ALICE	Bordeaux CAM	2004	10.7	10.6	10.6	10.2	42.1
52	BOUVET JOSEPHINE	Trets	2005	10.3	10.8	9.8	11.1	42.0
	MANCONI GAVINO LAURYNE	Trets	2005	10.3	9.8	11.3	10.6	42.0
54	ROUEIRE JEANNETTE	Gerzat	2003	10.4	10.7	9.9	10.9	41.9
	AUSSOURD MANON	La chatre	2006	9.9	11.0	9.5	11.5	41.9
	MARTINEZ LEA	Brindas 1	2005	10.8	8.7	11.2	11.2	41.9
57	BROU THAIS	Perpignan	2005	10.4	10.3	10.6	10.4	41.7
	CAUQUIL MARINE	Clapiers	2002	9.9	10.3	10.3	11.2	41.7
	LARUE LENA	Cuisery	2003	9.9	10.1	10.9	10.8	41.7
60	ROCHIGNEUX ALYSSIA	Brindas 1	2006	10.7	11.7	7.9	11.3	41.6
61	DESPUJOLS JULIE	Bordeaux CAM	2004	10.2	10.1	10.2	10.9	41.4
62	PAJETTA AURELIE	Brindas 2	2003	10.4	10.1	9.5	11.3	41.3
63	COMBARY SARAH	Chauny	2005	10.7	10.5	8.5	11.5	41.2
64	GREBERT ANAIS PAOLA	Orvault	2003	9.7	10.3	10.2	10.8	41.0
65	MAURIES VICTOIRE	Perpignan	2004	10.7	9.9	9.3	11.0	40.9
66	BEN ABDELLAH NELL	Croix	2004	8.7	10.5	10.4	11.1	40.7
67	SEIGNIER EMMA	Cuisery	2003	9.8	11.0	9.3	10.5	40.6
	MULLER ALEXIA	Chauny	2003	10.7	10.8	9.6	9.5	40.6
69	BEULQUE MANON	Croix	2005	10.6	9.2	9.9	10.8	40.5
70	BROGNIART BLANCHE	Bievres	2006	10.3	10.7	9.2	10.1	40.3
	LAUR ELINE	Bordeaux CAM	2003	9.8	8.3	11.0	11.2	40.3
72	HAKEM MELISSA	Gerzat	2004	9.9	10.4	10.9	9.0	40.2
73	JAUBERTIE MADELEINE	Bléré	2003	10.1	9.6	10.0	10.4	40.1
74	FRENARD VICTORIA	Bordeaux CAM	2002	9.7	8.4	10.7	11.1	39.9
75	LOIZEAU CELIA	Gerzat	2003	9.8	9.4	9.9	10.7	39.8
76	PESQUET LUCIE	Perpignan	2006	9.6	9.9	9.4	10.7	39.6
77	GOSSET CHARLOTTE	Chauny	2005	9.8	9.3	9.9	10.2	39.2
78	VEZIN JOSEPHINE	Orvault	2004	9.7	10.7	8.1	10.5	39.0





79	PERES AGATHE	La chatre	2004	9.7	10.6	9.2	9.4	38.9
	VAN HOOREN ALYSSIA	Chauny	2006	9.4	8.4	10.8	10.3	38.9
81	PETEREAU CLARISSE	Bléré	2004	9.9	10.5	10.0	8.1	38.5
82	HUMEAU VAIMITI	Perpignan	2004	9.7	9.9	7.6	11.0	38.2
83	SAINTE PAUL BEAL LILIA	Brindas 1	2006	10.0	8.4	9.1	10.5	38.0
84	HERVET CHLOÉ	Bléré	2005	10.6	5.9	10.1	10.7	37.3
85	BUTET-BOSCHEL MÉLISSA	Bléré	2003	9.0	8.0	10.5	9.6	37.1
86	BUSSON EMMA	Bléré	2003	8.5	8.6	9.7	9.7	36.5
87	GRANIER JULIE	Clapiers	2003	9.9	8.0	10.0	8.5	36.4
88	BRISOT CHARLOTTE	Orvault	2004	0.0	11.2	10.2	11.2	32.6
89	CAMPOS JULIETTE	Perpignan	2003	9.4	8.7	5.2	8.9	32.2
90	CHANDEZON LAETITIA	Gerzat	2004	9.5	5.7	6.0	10.1	31.3
91	AUSSOURD CHLOE	La chatre	2006	9.4	10.0	10.1	0.0	29.5
92	ESTEVES EMMA	Brunoy	2004	0.0	0.0	0.0	0.0	0.0
	CRETET MIAGKOFF PACIANA	Brindas 2	2003	0.0	0.0	0.0	0.0	0.0
	BOUCHARD CLOTILDE	Brindas 1	2005	0.0	0.0	0.0	0.0	0.0
	CROMBEZ MARGAUX	Croix	2005	0.0	0.0	0.0	0.0	0.0

2. FEMININ NIVEAU6 11-15 ans . SA_DA (B) (individuels)

2.1. Résultats par équipes

	Equipe	Club					Total
1	Anse	Anse	44.1	44.4	42.3	43.9	174.7
2	Osny	95--Espoirs gymniques d'osny	43.3	44.8	43.6	42.5	174.2
3	Tonneins	47--Gym pour tous sj tonneins	43.2	43.5	43.4	44.0	174.1
4	Guines	62--La patriote de guines	41.9	42.5	44.1	44.0	172.5
5	Gerland Mouche	69--A. L. gerland mouche	42.5	42.7	43.1	43.4	171.7
6	Cabestany 1	66--Coc gymnastique	42.3	44.6	41.8	42.1	170.8
7	Rungis	94--Rungis	42.4	42.4	42.5	43.1	170.4
8	Wattrelos	59--La patriote de wattrelos	42.4	44.3	39.5	43.2	169.4
9	Chappes LG	63--Chappes Limagne Gym	42.4	42.4	40.7	42.7	168.2
10	Bedarieux	34--Ass club athletique bedaricien gym	43.3	41.9	39.7	43.1	168.0
11	Thiers	63--Ste gymnastique la thiernoise	42.7	42.1	40.8	41.0	166.6
12	St aubin du cormier	35--Salto Gym Club	41.3	43.1	38.9	42.1	165.4





2.2. Résultats individuels

	Gymnaste	Equipe	Annee					Total
1	SICOT CHIARA	Osny	2005	11.1	11.3	11.1	10.9	44.4
	MALJOURNAL LILY-ROSE	Anse	2004	10.9	11.6	10.9	11.0	44.4
3	FERRERA ILANA	Rungis	2005	10.8	11.1	11.2	10.9	44.0
	KEMPF CAMILLE	Bedarieux	2005	11.2	10.6	11.1	11.1	44.0
5	EL AANS KHADIJA	Tonneins	2005	11.4	10.9	10.2	11.2	43.7
6	NOCEK SOLANE	Wattrelos	2005	10.8	11.6	10.4	10.8	43.6
	CAZANOBES CARLA	Tonneins	2003	10.2	11.1	11.1	11.2	43.6
8	BOURSE CAROLINE	Osny	2004	10.6	11.1	11.1	10.7	43.5
	FRAS ADELE	Osny	2003	10.8	11.3	10.7	10.7	43.5
10	DUPIN EMELINE	Tonneins	2002	11.1	10.7	10.8	10.8	43.4
	MAGNIN EMILIE	Chappes LG	2005	11.0	11.3	10.4	10.7	43.4
12	ROBIN LUNA	Gerland Mouche	2003	10.5	11.2	10.4	11.2	43.3
	MARQUET CANDICE	Thiers	2004	10.8	11.1	10.8	10.6	43.3
	TERRIER MANON	Anse	2003	11.3	11.4	9.8	10.8	43.3
15	BIJOU LOLA	Rungis	2004	10.4	10.7	11.2	10.9	43.2
	GROUX ELOISE	Guines	2002	10.8	10.0	11.1	11.3	43.2
	SANTOS LEANE	Gerland Mouche	2006	10.7	10.4	10.6	11.5	43.2
	VIESSIERE ERICKA	Cabestany 1	2003	10.8	10.8	10.7	10.9	43.2
19	DUCLAY ZOE	Guines	2003	10.8	10.6	11.1	10.6	43.1
	SAN NICOLAS ALIX	Cabestany 1	2002	10.6	11.2	10.6	10.7	43.1
21	DEVRIERE SARAH	Wattrelos	2003	11.1	11.1	9.7	11.1	43.0
22	BEBIN KARELLE	Wattrelos	2003	10.5	10.8	11.1	10.5	42.9
	SERVAT JUSTINE	Tonneins	2004	10.5	10.7	10.9	10.8	42.9
	JARROSSON LAURE	Anse	2004	10.9	11.2	9.8	11.0	42.9
25	ECHAIB KAMELIA	Anse	2004	11.0	10.2	11.2	10.4	42.8

26	PARISSEAU ALICIA	Guines	2003	10.1	10.9	10.7	11.0	42.7
	GARNIER ANAIS	Gerland Mouche	2006	10.7	10.3	11.1	10.6	42.7
28	ALBRUN ROMANE	Guines	2002	10.2	10.4	11.2	10.8	42.6
29	LANGREAU CASSANDRE	Osny	2002	10.8	11.1	10.7	9.8	42.4
	HARMAND LUCIE	Rungis	2002	10.5	10.9	10.0	11.0	42.4
31	LIMA CARINE	Cabestany 1	2003	10.2	11.4	10.4	10.3	42.3
32	DAVID CARLA	Gerland Mouche	2005	10.6	10.6	10.7	10.1	42.0
	JARDIN LISY	St aubin du cormier	2004	10.7	11.1	10.4	9.8	42.0
34	CHITTOFRATI AUDE	Bedarieux	2005	10.8	10.4	9.8	10.9	41.9
	CARREIRO MAELYS	Chappes LG	2006	10.3	10.7	10.2	10.7	41.9
36	PINTO LEANA	Thiers	2004	10.4	10.2	10.6	10.4	41.6
37	LOPES ZOE	Chappes LG	2006	11.0	9.6	10.2	10.7	41.5
38	TEIXEIRA ORLANE	Anse	2005	10.4	10.1	10.4	10.5	41.4
39	PARADE MANON	Osny	2003	10.6	10.5	9.9	10.2	41.2
	AMAN CORRADINI ELSA	Tonneins	2004	9.3	10.8	10.6	10.5	41.2
41	THEBAULT EVA	St aubin du cormier	2005	10.1	10.9	9.9	10.2	41.1
42	LAMBERT JULIE	Cabestany 1	2003	10.3	11.2	10.1	9.4	41.0
	QUINTON CLARA	St aubin du cormier	2003	10.3	10.4	9.3	11.0	41.0
44	BARBETTE JULIETTE	Rungis	2003	10.7	9.7	10.1	10.3	40.8
	LESCALIER LOLA	St aubin du cormier	2005	10.0	10.7	9.3	10.8	40.8
46	SCHEVEIG ELISA	Cabestany 1	2002	10.6	10.6	9.3	10.2	40.7
	SEBA INES	Bedarieux	2006	10.6	10.2	9.5	10.4	40.7
48	COOSERMANS LILY	Bedarieux	2006	10.7	10.6	8.6	10.7	40.6
49	GIRAUD LOLA	Chappes LG	2004	10.1	10.8	9.0	10.6	40.5
50	MAILLET NYNA	Thiers	2004	10.9	10.3	9.3	9.9	40.4
51	BESNIER MAEVA	Tonneins	2003	10.1	10.4	8.9	10.8	40.2
52	DORNON TAÏNA	Bedarieux	2004	10.5	10.3	8.9	10.4	40.1
53	PRUVOST MARIE	Guines	2002	9.6	8.9	10.5	10.8	39.8
	CHINOUNE SARAH	Gerland Mouche	2005	9.6	10.5	9.9	9.8	39.8
55	CHILLARD JEANNE	Bedarieux	2002	10.4	9.8	9.3	10.2	39.7
56	FAROUX CLEMENCE	Guines	2002	9.8	10.6	8.3	10.9	39.6
	DARME LUCIE	Anse	2005	10.5	9.4	8.6	11.1	39.6
58	SMET ORNELLA	Wattrelos	2005	10.0	10.8	8.3	10.3	39.4
	MOREL INES	Thiers	2004	10.3	10.5	8.5	10.1	39.4
	CARREZ LEONIE	St aubin du cormier	2003	10.2	9.9	9.2	10.1	39.4
61	VALERO LOLA	Gerland Mouche	2006	10.1	8.1	10.7	9.8	38.7
62	COSTA DA SILVA ILONA	Thiers	2004	10.5	7.7	10.0	9.5	37.7
63	ROCHON LOUISE AIMEE	Thiers	2004	10.5	8.9	9.4	8.7	37.5
64	SERRE FLAVIE	Chappes LG	2004	7.5	9.1	9.9	10.1	36.6
65	VANBERGUE PAULINE	Wattrelos	2003	9.2	9.9	5.7	10.5	35.3
66	LEFEVRE LUDIVINE	Wattrelos	2002	0.0	10.8	7.1	10.8	28.7
67	INACIO LARA	Osny	2003	0.0	0.0	7.9	0.0	7.9
68	RAULT MARIE	St aubin du cormier	2002	0.0	6.8	0.0	0.0	6.8
69	BAMIERE MELINE	Rungis	2005	0.0	0.0	0.0	0.0	0.0
	BES AMBRE	Cabestany 1	2002	0.0	0.0	0.0	0.0	0.0
	TEYSSONNIER CHLOE	Chappes LG	2003	0.0	0.0	0.0	0.0	0.0

3. FEMININ NIVEAU5 11-15 ans . SA_DA (B) (individuels)

3.1. Résultats par équipes

	Equipe	Club					Total
1	Pontoise	95--SPG Pontoise	43.0	44.8	44.4	46.0	178.2
2	Savigny	69--A.s.c.savigny	42.2	46.6	44.0	44.3	177.1
3	St Priest	69--Gymnique association saint priest	43.3	45.0	42.7	45.2	176.2
4	Boen AL	42--Amicale laiue de boen	43.4	43.4	44.0	44.4	175.2
5	St Estève	66--Gym club st esteve	41.8	43.9	44.2	45.0	174.9
6	Cabestany	66--Coc gymnastique	41.9	43.2	42.7	45.2	173.0
7	Plaisir	78--Etoile gymnique plaisiroise	42.2	40.6	44.2	44.9	171.9
8	Chateauroux	36--ASPTT GYM	42.2	42.6	42.3	44.4	171.5
9	Auneuil	60--Auneuil Gymnastique Artistique	42.0	41.9	42.3	44.5	170.7
10	Bailleul	59--Avenir de bailleul	43.6	40.4	41.8	42.1	167.9
11	Pont du chateau	63--La jeune gaule	41.3	38.2	40.7	43.3	163.5
12	Mur es Allier	63--CIG Mur es allier	42.1	39.1	40.2	42.0	163.4

3.2. Résultats individuels

	Gymnaste	Equipe	Annee					Total
1	TISSOT ANNELYS	Savigny	2004	10.7	12.0	11.7	11.5	45.9
2	LEDOUX ORIANE	Pontoise	2003	11.3	11.2	10.8	11.6	44.9
3	PRATER SAMANTHA	Pontoise	2003	10.9	11.4	11.0	11.5	44.8
4	LE CORRE CAMILLE	Plaisir	2003	10.3	11.4	11.4	11.6	44.7
	KRAWIEC MANON	Pontoise	2002	10.5	11.0	11.6	11.6	44.7
6	GUYON KYLONA	St Priest	2005	10.9	11.2	10.8	11.6	44.5
7	MIALON FANNY	Boen AL	2006	11.2	11.6	10.6	11.0	44.4
8	CHAPOT ARMELLE	Boen AL	2002	11.2	11.1	11.2	10.8	44.3
9	BONO MARIA JUSTINA	St Estève	2004	9.6	12.0	10.8	11.6	44.0
10	KROUNA SIRINE	St Priest	2006	11.2	11.1	10.4	11.1	43.8
11	LAVERGNE JULIETTE	St Priest	2004	10.5	11.0	11.1	11.1	43.7
	SOLYJAN LISE	Cabestany	2005	11.1	10.4	10.8	11.4	43.7
	FOUCHET CLEO	Chateauroux	2005	10.8	11.3	10.9	10.7	43.7
	BONNET JUSTINE	Savigny	2004	10.1	11.7	10.8	11.1	43.7
15	MARTINI MANON	Savigny	2004	10.7	11.8	10.4	10.7	43.6
16	LIAGRE LUCIE	St Estève	2005	10.4	10.6	11.4	11.1	43.5
17	CHARDON LOANE	Cabestany	2004	10.3	11.5	10.7	10.9	43.4
	FONTANET MARGAUX	Cabestany	2004	10.3	10.7	10.7	11.7	43.4
19	BOISSY OCEANE	Chateauroux	2005	10.5	11.2	10.3	11.3	43.3
20	LEBAILLIF ROMANE	St Priest	2004	10.1	11.4	10.4	11.3	43.2
21	MOREAU SOLENE	Pontoise	2002	9.8	11.2	10.8	11.3	43.1
22	PLATEVOET CHARLOTTE	Bailleul	2005	11.0	11.5	10.1	10.4	43.0
	RATSIMBA MARINE	Auneuil	2002	10.0	11.4	10.7	10.9	43.0
24	LEBATTEUX MYRIAM	Pont du chateau	2003	10.8	10.2	10.6	11.3	42.9
25	PERROT EMMA	Plaisir	2004	10.6	10.5	10.3	11.4	42.8
	MICHAUD ELINA	Boen AL	2005	10.2	10.5	11.2	10.9	42.8
27	DELSOL LOLA	St Estève	2005	10.9	10.9	10.2	10.7	42.7



28	PINHEIRO DA COSTA CARLA	St Priest	2005	10.7	11.1	9.6	11.2	42.6
	ESCALANTE-PINCEMIN MAIA	St Estève	2005	10.5	10.4	11.1	10.6	42.6
30	VASSET MARGAUX	Pontoise	2003	10.3	10.3	10.7	11.2	42.5
31	GAROU LILOU	Boen AL	2005	10.1	9.9	11.0	11.3	42.3
32	CHAMPION LILOU	Pontoise	2004	10.3	9.6	11.0	11.3	42.2
	TEIXIDO ANNA	St Estève	2005	10.0	9.9	10.9	11.4	42.2
34	BLERON PONROY VIOLETTE	Chateauroux	2005	10.8	10.1	10.8	10.4	42.1
35	DULIN ADELINE	Auneuil	2004	10.6	10.0	9.9	11.4	41.9
	MERY ELEONORE	Auneuil	2003	10.6	10.2	10.5	10.6	41.9
37	GATTE PALOMA	Boen AL	2005	10.8	10.2	9.5	11.2	41.7
	GRECO COLINE	Savigny	2004	9.1	11.1	10.7	10.8	41.7
39	BIAU CHARLOTTE	Cabestany	2004	10.2	10.3	10.3	10.7	41.5
40	BAREYRE ROMANE	Bailleul	2006	10.8	8.9	10.9	10.8	41.4
	DACQUIN EMMA	Bailleul	2004	10.7	9.9	10.7	10.1	41.4
	SENOT EMMY	Savigny	2005	10.7	9.0	10.8	10.9	41.4
	BOISMARD AMELYA	Auneuil	2003	10.1	9.9	10.7	10.7	41.4
44	CHATELIN LAURE	Plaisir	2006	10.8	8.7	11.0	10.7	41.2
	DEHEELE AUGUSTINE	Bailleul	2004	10.9	9.4	10.1	10.8	41.2
	RAMIRES GILBERT MELYSSA	Pont du chateau	2005	10.5	10.3	9.7	10.7	41.2
	LELONG DANAE	Mur es Allier	2004	9.6	9.8	11.0	10.8	41.2
48	MARLIC MAHE	Cabestany	2004	9.0	10.6	10.0	11.2	40.8
49	BOUZANNE LOLA	Chateauroux	2004	10.1	9.3	10.3	10.8	40.5
50	LEFEBVRE MAELYS	Plaisir	2002	10.5	8.2	11.0	10.6	40.3
	BRUN ADENIS PAULINE	Mur es Allier	2003	10.0	10.7	9.7	9.9	40.3
52	LAOUFI KAMILIA	St Priest	2005	10.0	11.3	8.7	10.2	40.2
	LEJEUNE EVA	Bailleul	2005	10.9	9.6	9.8	9.9	40.2
54	DANGOISSE AMELIA	Auneuil	2004	8.8	10.3	10.4	10.6	40.1
55	GARREAU ALYSSA	Mur es Allier	2006	10.3	9.1	10.0	10.3	39.7
56	RICHARD EMMA	Cabestany	2003	9.6	8.6	10.5	10.8	39.5
	BONAFE PIA	St Estève	2004	8.7	10.3	9.6	10.9	39.5
	SALVY LAURETTE	Mur es Allier	2005	10.8	8.3	9.4	11.0	39.5
59	BENOIT-LAMAITRIE CECILE	Plaisir	2002	10.2	10.0	10.8	8.4	39.4
60	GIRAUD NORA	Chateauroux	2004	8.8	8.4	10.1	11.6	38.9
	MONNIER LEA	Chateauroux	2004	9.8	10.0	9.0	10.1	38.9
62	COTTE ARIANE	Pont du chateau	2003	9.9	7.5	9.9	11.2	38.5
	PINOT MORGANE	Auneuil	2003	10.7	6.4	9.9	11.5	38.5
64	PIGNOL JEANNE	Mur es Allier	2004	11.0	8.1	9.5	9.0	37.6
65	GONZALEZ LOU	Pont du chateau	2005	10.1	9.2	7.8	10.1	37.2
66	GOREGUES JUSTINE	Plaisir	2002	10.3	2.9	10.3	11.2	34.7
67	BRUGIERE MAUD	Mur es Allier	2006	9.9	9.5	5.3	8.8	33.5
68	MASSACRIER SARAH	Boen AL	2002	0.0	10.1	10.6	10.5	31.2
69	SCHMITT MANON	Pont du chateau	2002	0.0	8.5	10.5	0.0	19.0
70	PHILIBERT CHARLOTTE	Pont du chateau	2004	0.0	0.0	0.0	9.5	9.5
71	BERNARD LOAN	Savigny	2004	0.0	0.0	0.0	0.0	0.0

4. FEMININ NIVEAU8 11 + . SA_DA (individuels)

4.1. Résultats par équipes

	Equipe	Club					Total
1	Montigny en gohelle	62--Montigny Gym Club	36.0	38.9	41.2	41.1	157.2
2	Romans	26--avenir de romans	36.6	39.5	39.9	40.2	156.2
3	Othis 1	77--Co othis	36.5	36.6	39.5	40.7	153.3
4	Guines	62--La patriote de guines	36.6	37.7	38.3	40.6	153.2
5	Auneuil	60--Auneuil Gymnastique Artistique	34.2	38.7	39.5	39.7	152.1
6	Villeneuve sur Lot	47--Cercle gymnique villeneuvois	34.9	37.1	40.1	39.9	152.0
7	Bourg St Maurice	73--Bsm gym bourg st maurice	35.5	37.5	39.3	39.4	151.7
8	Mantes la ville	78--CAMV	31.6	38.5	37.7	39.1	146.9
9	Portet sur garonne	31--Portet gym	32.6	36.6	38.5	38.0	145.7
10	Castelnau le lez 2	34--GSL34.com - Castelnau le Lez	33.5	36.4	36.3	38.9	145.1
11	La souterraine	23--Flipflapclub la Souterraine	31.1	35.9	37.0	37.3	141.3
12	Mur es Allier	63--CIG Mur es allier	28.5	35.0	37.4	37.9	138.8

4.2. Résultats individuels

	Gymnaste	Equipe	Annee					Total
1	WOLFRAM JADE	Romans	2001	10.1	9.2	10.1	10.3	39.7
2	LESIRE MAELANN	Montigny en gohelle	2005	9.2	9.7	10.2	10.4	39.5
3	VASSEUR MORGANE	Montigny en gohelle	2004	8.7	9.9	10.3	10.5	39.4
4	CANNIOUX LEA	Othis 1	2005	10.0	9.1	9.7	10.1	38.9
	MENDOLA MELINA	Montigny en gohelle	2006	8.9	9.6	10.2	10.2	38.9
6	GOUT MANON	Othis 1	1997	8.7	9.7	10.2	10.0	38.6
	GUEVILLE CHLOE	Auneuil	2002	8.8	10.1	10.1	9.6	38.6
8	DEFRANCE ELOISE	Guines	2001	9.0	9.9	9.3	10.3	38.5
	BAUER JOHANA	Auneuil	2002	8.7	9.8	10.1	9.9	38.5
10	VASSEUR LAURA	Montigny en gohelle	2003	8.5	9.3	10.5	10.0	38.3
	BORDAZ JOANNE	Romans	2004	8.7	9.4	10.0	10.2	38.3
12	DAULLET MANON	Montigny en gohelle	2005	9.2	9.7	10.0	9.2	38.1
13	WASSON MORGANE	Guines	2003	8.7	9.3	9.8	10.2	38.0
	BLEAU MARINE	Villeneuve sur Lot	2004	8.6	9.1	10.2	10.1	38.0
	BEREZIAT LOU	Romans	2002	8.5	9.6	9.9	10.0	38.0
	CORDIER AMBRE	Romans	2003	9.0	10.5	9.9	8.6	38.0
	RIBEIRO INES	Romans	2004	8.7	9.8	9.8	9.7	38.0
18	DELEIVINGNE LIANA	Othis 1	2000	8.8	9.1	9.8	10.2	37.9
19	DELIGAN MANON	Othis 1	2003	9.0	8.6	9.8	10.4	37.8
20	HENARD ANNA	Guines	2000	9.4	9.3	9.3	9.7	37.7
	MARBOUTIN MANON	Villeneuve sur Lot	2005	9.0	9.6	9.5	9.6	37.7
	BOUET CHARLOTTE	Bourg St Maurice	2005	9.2	9.0	9.6	9.9	37.7
	PEDROS ALICE	Bourg St Maurice	2005	8.7	8.9	10.1	10.0	37.7
24	NATALI PAULINE	Bourg St Maurice	2004	8.7	9.8	9.7	9.3	37.5
25	POUPEAU SELMA	Villeneuve sur Lot	2003	7.9	9.5	9.9	10.1	37.4
	BAEZ AURELIE	Portet sur garonne	1997	8.6	9.4	9.7	9.7	37.4
	FERNANDES JULIA	Mur es Allier	2006	8.0	9.4	10.1	9.9	37.4





	IKOUTAINE DANIYA	Mantes la ville	2005	8.6	9.7	9.6	9.5	37.4
29	SUAEZ OPHELIA	Romans	2004	8.8	9.6	9.3	9.6	37.3
30	DARCHEVILLE VICTOIRE	Guines	2002	9.1	8.7	9.0	10.4	37.2
	GRIGNY LOU	Villeneuve sur Lot	2004	9.0	8.9	9.8	9.5	37.2
	JALABERT CELIA	Portet sur garonne	2001	8.1	9.1	9.9	10.1	37.2
	PAYET ANAIS	Mantes la ville	2006	7.6	9.7	10.2	9.7	37.2
34	PIGEAIRE AGATHE	Castelnau le lez 2	2004	8.7	9.1	9.7	9.5	37.0
35	REMACLE ROSALIE	Bourg St Maurice	2006	8.5	9.8	9.9	8.7	36.9
36	PAOLIN-TCHERKEZIAN MAHE	Bourg St Maurice	2006	8.9	8.4	9.3	10.2	36.8
37	VAN DER LINDEN MARAN	Villeneuve sur Lot	2005	8.3	8.3	10.1	9.9	36.6
	LEMAIRE EMIE	Auneuil	2005	7.5	9.2	10.0	9.9	36.6
39	COELHO LOANE	Villeneuve sur Lot	2004	7.9	8.9	9.9	9.8	36.5
	CHATAIN ELORA	Portet sur garonne	2000	7.7	9.3	9.6	9.9	36.5
	MASCI PALOMA	La souterraine	2006	8.6	8.9	9.6	9.4	36.5
	PIRA ALEXANDRA	La souterraine	2005	8.3	9.4	9.4	9.4	36.5
43	OZALP ROZERIN	Mantes la ville	2005	7.7	10.0	8.4	10.1	36.2
44	COLLARD SOLENE	Othis 1	2004	8.7	8.7	8.8	9.9	36.1
	GUILHEM SARDA LOU ANN	Castelnau le lez 2	2004	7.8	8.7	9.7	9.9	36.1
	SUTHARSHAN ABIRAMI	Mantes la ville	2005	7.7	9.1	9.5	9.8	36.1
47	MATHEN INVERSINI KLOE	Othis 1	2005	8.4	8.1	9.6	9.9	36.0
48	DESSEIN JEANNE	Guines	2001	8.4	8.7	9.9	8.9	35.9
49	DELPLACE CLAIRE	Guines	2001	9.1	9.2	7.4	9.6	35.3
	BINSSE LEA	Auneuil	2002	8.3	8.4	9.3	9.3	35.3
51	POUPARD LOMANE	La souterraine	2005	7.0	8.7	9.5	10.0	35.2
52	BIJOUX MAËLLE LAURE	Castelnau le lez 2	2001	7.4	9.6	8.1	9.9	35.0
	LIOTHAUD ALISON	Mur es Allier	2006	6.1	9.0	10.0	9.9	35.0
	TROMPAT JAMOT EMMA	Mur es Allier	2006	7.8	8.8	8.6	9.8	35.0
55	DOBEL MORGANE	Castelnau le lez 2	2004	7.9	9.0	8.8	8.9	34.6
56	BANO FANNY	Portet sur garonne	2002	8.2	8.8	9.1	8.3	34.4
57	MARUITTE LYSE	Auneuil	2002	8.4	9.6	5.8	10.3	34.1
58	RUPAIRE TAMARA	Castelnau le lez 2	2002	8.9	7.9	7.1	9.6	33.5
59	BOULAY NAELE	La souterraine	2004	7.2	8.9	8.5	8.5	33.1
60	DE OLIVEIRA MARGAUX	Mantes la ville	2006	6.7	8.8	8.4	8.1	32.0
61	BRUN ADENIS CHLOE	Mur es Allier	2006	6.6	7.8	8.7	8.3	31.4
62	DELCOURTE FLORIANE	Castelnau le lez 2	2002	8.0	8.0	6.5	8.8	31.3
63	BARRAU KRISTEN	Portet sur garonne	2002	0.0	8.6	8.5	7.3	24.4
64	MEUNIER CLAIRE	Portet sur garonne	2001	7.3	0.0	9.3	7.7	24.3
65	MOKRANI AMEL	Mantes la ville	2005	0.0	7.6	7.3	7.8	22.7
66	HUMBERT FERRAND MANON	Bourg St Maurice	2000	0.0	0.0	0.0	0.0	0.0
	JALLAIS CHARLOTTE	Mur es Allier	2006	0.0	0.0	0.0	0.0	0.0
	PARPINELLI EMMA	Mur es Allier	2003	0.0	0.0	0.0	0.0	0.0
	BUREAU LUCIE	Montigny en gohelle	2004	0.0	0.0	0.0	0.0	0.0
	COURBEIX JEANNE	La souterraine	2005	0.0	0.0	0.0	0.0	0.0
	RIGAUD MARIE	La souterraine	2005	0.0	0.0	0.0	0.0	0.0

5. FEMININ NIVEAU6 11-18 ans . SA_DA (individuels)

5.1. Résultats par équipes

	Equipe	Club					Total
1	Romans	26--avenir de romans	42.1	41.7	45.6	45.8	175.2
2	Le chambon feugerolle	42--La liberte le chambon feugerolle	41.3	43.3	43.7	44.7	173.0
	Marvejols	48--Gymnastique sportive marvejolaise	41.4	41.8	43.9	45.9	173.0
4	Montereau	77--Cs montereau	39.7	42.2	43.8	45.1	170.8
5	Chateauroux	36--ASPTT GYM	40.6	41.2	45.4	42.9	170.1
6	Houilles	78--Avant-Garde de Houilles	40.7	42.9	40.0	45.7	169.3
7	Osny 1	95--Espoirs gymniques d'osny	40.3	40.7	44.5	43.7	169.2
8	St Chély	48--Gym club barraban	41.8	39.4	43.4	44.1	168.7
9	Thiers	63--Ste gymnastique la thiernoise	40.5	37.7	42.0	43.0	163.2





5.2. Résultats individuels

	Gymnaste	Equipe	Annee					Total
1	OULABBI SALMA	Marvejols	2002	10.6	11.3	11.4	11.8	45.1
2	STIHPASEUTH EMMA	Romans	2005	10.7	11.2	11.5	11.6	45.0
3	PICCOLO COLINE	Le chambon feugerolle	2003	10.4	11.5	10.6	11.4	43.9
4	DINIS MAELYS	Romans	2006	10.8	10.2	11.4	11.3	43.7
5	DROUET MORGANE	Osny 1	2002	9.9	11.0	11.9	10.8	43.6
6	DERPARSEGHIAN MALOU	Romans	2002	10.5	10.0	11.2	11.4	43.1
7	BOYER AGATHE	Marvejols	2005	10.6	10.8	10.1	11.5	43.0
8	GOMES DA SILVA ALEXANDRA	Osny 1	2003	10.4	9.8	11.5	11.1	42.8
9	KUMI-BOAFO NOI	Montereau	2006	10.7	10.7	9.8	11.5	42.7
	BONGUE MONIQUE	Le chambon feugerolle	2002	9.8	10.2	11.6	11.1	42.7
	SERGIENKO AGATHE	Romans	2004	10.1	10.1	11.2	11.3	42.7
12	DRANCOURT LEA	Chateauroux	2003	10.5	10.1	11.1	10.9	42.6
13	MOULIN PENELOPE	Chateauroux	2003	8.7	11.2	11.6	11.0	42.5
14	MOSCA DE JESUS NAIS	Houilles	2001	10.3	10.9	9.6	11.6	42.4
	MAZEL LAURA	St Chély	2005	10.9	9.9	10.5	11.1	42.4
	MUNUERA MARINE	Marvejols	2003	9.7	9.9	11.2	11.6	42.4
17	VILLARD LOLA	Montereau	2004	9.3	11.1	10.8	11.1	42.3
18	MALLET JULIE	St Chély	2005	10.8	10.3	10.4	10.7	42.2
19	FAUS MATHILDE	Montereau	2003	9.6	10.3	11.0	11.2	42.1
20	FAUCHER PHILIPPINES	Houilles	2003	9.7	10.7	10.2	11.4	42.0
	GERMAIN OCEANE	Montereau	2001	9.6	10.1	11.0	11.3	42.0
	ESSERSI NAWEL	Romans	2004	9.5	9.9	11.5	11.1	42.0
23	BOUCHET LYDIE	Le chambon feugerolle	2005	10.4	10.3	10.5	10.7	41.9
	EPALLE ENOLA	Le chambon feugerolle	2002	10.4	10.4	10.0	11.1	41.9
25	BOYER LAURIANNE	Le chambon feugerolle	2003	9.6	10.1	11.0	11.1	41.8
	PERRET EMMA	Marvejols	2004	10.0	9.6	11.2	11.0	41.8
27	BERGER ALEXIANE	Le chambon feugerolle	2004	10.1	11.1	10.1	10.4	41.7
28	DE JESUS CASSANDRA	Osny 1	2002	9.6	10.2	11.0	10.7	41.5
	MOULIN ANAELLE	Chateauroux	2006	9.6	10.6	11.3	10.0	41.5
	AMBERT CARLYNE	St Chély	2002	10.5	10.1	9.9	11.0	41.5

	BELLEGARDE ORNELLA	Romans	2000	9.8	10.2	10.0	11.5	41.5
32	DERRIEN SHEYENNE	Thiers	2003	10.7	8.7	10.6	11.4	41.4
33	GENESTE APOLLINE	Osny 1	2002	10.4	9.7	10.1	11.1	41.3
34	AOURAGHE ELISA	Chateauroux	2005	10.5	9.3	10.8	10.6	41.2
	BRUNET EMILIE	St Chély	2006	9.6	9.1	11.3	11.2	41.2
	SAKHARI CELIA	Thiers	2002	10.2	10.7	9.6	10.7	41.2
37	DE BECKER PARROT LOLA	Houilles	2002	10.1	10.5	9.0	11.2	40.8
	BOUDET CAMILLE	Montereau	2001	9.8	9.2	11.0	10.8	40.8
39	COCHET LIBERTE	Marvejols	2004	10.2	9.8	9.9	10.8	40.7
	YTOURNEL ORIANE	Thiers	2003	9.2	9.6	11.1	10.8	40.7
41	COHANOFF SARAH	Houilles	2003	8.8	10.8	9.6	10.8	40.0
42	PICQUART CLARA	Thiers	2000	10.4	8.7	10.7	10.1	39.9
43	GRANGER CLÉMENCE	Houilles	2002	9.8	8.5	10.4	10.9	39.6
44	ESTUBIER DIANE	Houilles	2003	10.5	7.2	9.8	11.5	39.0
45	ALVES CARDOSO LYNA	Chateauroux	2005	10.0	7.0	11.4	10.4	38.8
46	RAYNAL LISA	Marvejols	2005	9.7	8.3	10.0	10.4	38.4
47	CLEMENT ROMANE	Chateauroux	2003	8.8	8.7	10.1	10.0	37.6
	LORETTE JEANNE	St Chély	2000	9.1	9.1	11.2	8.2	37.6
49	BONNET ADELIE	St Chély	2003	8.8	8.4	8.5	10.8	36.5
50	GALLET CASSANDRE	Montereau	1999	9.6	7.3	9.1	10.3	36.3
51	ROCHON LALY	Thiers	2006	8.9	6.1	9.2	9.5	33.7
52	TAFFIN MELANIE	Osny 1	2000	0.0	0.0	0.0	0.0	0.0
	TAL LORAMAY	Osny 1	2001	0.0	0.0	0.0	0.0	0.0
	VODABLE ALEXIA	Thiers	2005	0.0	0.0	0.0	0.0	0.0

6. FEMININ NIVEAU6 11 + . SA_DA (individuels)

6.1. Résultats par équipes

	Equipe	Club					Total
1	La Ciotat	13--GYM' LA CIOTAT	43.8	44.8	44.4	46.7	179.7
2	Fresnes	94--A.A.S. FRESNES	42.2	43.6	43.2	45.9	174.9
3	Mur es Allier	63--CIG Mur es allier	41.5	43.3	43.2	46.1	174.1
4	Martignas	33--As martignas	41.4	44.1	42.8	45.7	174.0
5	Moirans	38--CLUB GYM MOIRANNAIS	41.5	44.2	41.6	43.8	171.1
6	Pontoise	95--SPG Pontoise	41.0	42.6	42.0	44.9	170.5
	Luynes	37--AS LUYNES GYM-ENFANTS	40.8	42.5	42.8	44.4	170.5
8	Ris Orangis	91--Union sportive de ris-orangis	40.5	44.3	43.4	42.2	170.4
9	Douai	59--Douai	40.3	43.1	42.0	43.5	168.9
10	Laverune	34--Gymnastique foyer rural laverune	39.6	42.2	41.8	44.3	167.9
11	Le chambon feugerolle	42--La liberte le chambon feugerolle	39.0	42.9	40.5	45.0	167.4
12	Muret	31--Le Ralliement	38.5	39.3	39.1	42.7	159.6

6.2. Résultats individuels

	Gymnaste	Equipe	Annee					Total
1	BUREAU ELODIE	Martignas	1991	11.4	11.9	11.3	11.8	46.4
2	PANFILOFF ELISA	La Ciotat	1997	11.3	11.1	11.3	11.7	45.4
3	HENRY MARIELLE	Pontoise	1995	11.4	10.7	11.3	11.5	44.9
4	SOANEN CHARLOTTE	Mur es Allier	1989	10.4	11.3	11.4	11.6	44.7
5	BOSQUIER MAEVA	La Ciotat	1997	10.8	11.2	11.0	11.6	44.6
	KOSARIC MAYA	La Ciotat	2002	10.4	11.3	11.2	11.7	44.6
7	TOOTILL LARA	Pontoise	1991	11.0	11.2	10.9	11.4	44.5
	MABILLE BETTY	La Ciotat	1999	11.0	11.2	10.8	11.5	44.5
	DEJOYE PAULINE	Moirans	1999	11.1	11.5	10.8	11.1	44.5
10	MALLEJAC CHARLINE	Fresnes	1992	10.7	10.9	11.1	11.7	44.4
11	PFAU WADEL LAURA	La Ciotat	1999	10.6	11.1	10.9	11.7	44.3
12	CHOLLET MELYNA	Martignas	2004	10.7	11.3	10.7	11.4	44.1
13	TRAN MY-LINH	Fresnes	1995	10.3	11.5	10.5	11.5	43.8
14	COSTE ANDREA	Mur es Allier	1992	11.1	10.8	10.2	11.6	43.7
15	BOUCHENOIRE MARIE	Luynes	1993	10.7	11.1	10.7	11.1	43.6
16	WOLLSCHIEDT MANON	Fresnes	1997	10.6	10.4	11.1	11.3	43.4
17	WILLEMS INGRID	Ris Orangis	1989	10.1	10.7	11.1	11.4	43.3
18	DEJOYE GABRIELLE	Moirans	2004	11.0	10.8	9.9	11.2	42.9
19	BALDIN MARGAUX	Luynes	1997	10.1	10.3	11.0	11.3	42.7
	THOMAS AUDREY	Mur es Allier	1979	10.1	10.5	10.7	11.4	42.7
21	DI GIORGIO LYDIA	Le chambon feugerolle	2000	9.9	11.3	9.8	11.6	42.6
22	FASSARD ZOELIE	Douai	2002	10.0	10.8	10.6	11.1	42.5
23	MONNIER MADELINE	Douai	2002	10.4	10.7	10.6	10.5	42.2
24	HOMBERT MARIE	Luynes	2000	10.0	11.0	10.5	10.6	42.1
25	DAVID MARGOT	La Ciotat	2002	10.7	10.7	10.2	10.4	42.0
26	MICHEL EMMA	Fresnes	1997	9.9	10.8	9.9	11.3	41.9
	VADALA ALEXANE	Moirans	2003	10.0	10.2	10.6	11.1	41.9
28	SADI MALLORY	Fresnes	2004	10.6	9.3	10.5	11.4	41.8





	WILBERT EMIE	Martignas	2002	10.1	10.7	10.1	10.9	41.8
30	HAZZAA FANNY	Ris Orangis	2003	9.3	10.7	10.9	10.8	41.7
	DELMAS ÉLOANE	Laverune	2003	9.8	10.6	10.3	11.0	41.7
	GUILHAUMON LÉA	Laverune	2003	10.2	10.1	10.4	11.0	41.7
	PARENT AUDREY	Mur es Allier	2000	9.9	10.6	10.9	10.3	41.7
34	FOURNEL FANETTE	Le chambon feugerolle	2004	9.2	10.4	10.9	11.1	41.6
35	SEBAS TALISSA	Laverune	2006	9.8	10.1	10.3	11.3	41.5
36	GALIBERT JEANNE	Laverune	2004	9.8	10.8	9.7	11.0	41.3
37	POUSSIER JULIETTE	Moirans	1997	9.4	10.9	10.3	10.4	41.0
	BARTEVIAN THEA	Le chambon feugerolle	2004	9.4	10.4	9.8	11.4	41.0
	LETELLIER BERENGERE	Mur es Allier	1981	9.1	10.6	9.8	11.5	41.0
40	SUARD MARGOT	Pontoise	1991	9.6	10.7	9.6	11.0	40.9
41	AUVERLOT EMMA	Douai	2004	9.7	10.8	10.8	9.4	40.7
	DUPONT VALENTINE	Douai	2002	10.2	10.8	9.3	10.4	40.7
	DORIoT MANON	Luynes	2000	9.5	9.7	10.5	11.0	40.7
	SKRZYPCZAK LISA	Luynes	1998	10.0	10.1	9.6	11.0	40.7
45	LELEVET JADE	Ris Orangis	2001	9.1	10.8	9.8	10.8	40.5
	TISON AMBRINE	Douai	2004	9.7	9.9	10.0	10.9	40.5
47	GAMEIRO EMMA	Ris Orangis	2000	10.0	11.3	10.0	9.0	40.3
48	HENRY AUBANE	Pontoise	1998	9.0	10.0	10.2	11.0	40.2
49	BERNARD MATHILDE	Douai	1996	9.6	9.5	9.6	11.0	39.7
	PLANCHET CHLOE	Le chambon feugerolle	2003	9.7	10.8	10.0	9.2	39.7
	RANCON CHARLOTTE	Le chambon feugerolle	1997	10.0	10.2	8.6	10.9	39.7
52	CORDOMI CHLOE	Muret	2005	9.8	10.0	9.6	9.7	39.1
53	COURDAVULT DUPRAT GAELLE	Moirans	2001	8.6	11.0	9.7	9.6	38.9
54	MARIN CHLOE	Muret	2004	9.2	10.0	9.5	10.0	38.7
55	BLOUET MASSAT FLORA	Muret	2006	9.7	9.1	9.6	10.2	38.6
56	RODRIGUES DE ARAUJO AMBRE	Muret	2004	9.0	10.2	8.1	11.1	38.4
57	PEDROZA PRUNE	Muret	2005	9.8	7.0	10.4	10.8	38.0
58	JOLY JULIETTE	Luynes	2000	7.7	9.2	10.6	9.6	37.1
59	SIMON CAMILLE	Muret	2004	9.0	7.8	8.7	10.6	36.1
	CUISSARD MANON	Moirans	2000	8.4	9.1	8.8	9.8	36.1
61	AGUIRRE TRESSY	Pontoise	1998	9.0	9.6	8.0	8.0	34.6
62	VINCENT MELY	Ris Orangis	1988	11.1	11.5	11.4	0.0	34.0
63	FOURNIER LAETITIA	Martignas	1987	0.0	10.2	10.7	11.6	32.5
64	AGUIRRE KESSY	Pontoise	2002	8.3	8.9	8.3	6.5	32.0
65	FERRER CLEMENTINE	Ris Orangis	1995	8.8	0.0	9.2	9.2	27.2
66	VALLADIER MAELYS	Laverune	2004	0.0	10.7	10.8	0.0	21.5
67	MEDJDABI YAËLLE	Laverune	2004	0.0	0.0	6.1	9.6	15.7
68	NAVARRO LAURA	Martignas	2004	9.2	0.0	0.0	0.0	9.2
69	DEPERSIN ESTELLE	Fresnes	1995	0.0	0.0	0.0	0.0	0.0
	CHARRIER MARINE	Martignas	2002	0.0	0.0	0.0	0.0	0.0
	PANAZZA EMILIE	Le chambon feugerolle	2000	0.0	0.0	0.0	0.0	0.0
	CHASSAING CINDIE	Mur es Allier	1998	0.0	0.0	0.0	0.0	0.0

7. FEMININ NIVEAU6 11-18 ans . SA_DA (B) (individuels)

7.1. Résultats par équipes

	Equipe	Club					Total
1	Bourg St Maurice	73--Bsm gym bourg st maurice	42.7	43.8	42.5	45.2	174.2
2	Montpellier MUC	34--MUC GYM	45.0	40.1	41.7	44.9	171.7
3	Vaires	77--Us Vaires	43.6	41.5	43.1	42.7	170.9
4	Amiens	80--Femina Sport Amiens	44.0	37.2	43.9	44.7	169.8
5	Bron	69--Amicale Laïque de Bron	42.8	41.1	42.1	42.7	168.7
6	Osny 2	95--Espoirs gymniques d'osny	43.3	39.9	43.3	41.7	168.2
7	Artannes	37--Gymnastique enfants artannes	41.5	40.7	40.6	43.6	166.4
8	Muret 2	31--Le Ralliement	42.6	38.4	38.7	41.3	161.0
9	Lempdes	63--Lempdes gym	40.4	36.4	38.6	42.3	157.7





7.2. Résultats individuels

	Gymnaste	Equipe	Annee					Total
1	JOURDAN SARAH	Montpellier MUC	2005	11.3	10.9	10.0	11.4	43.6
2	BERARD JUSTINE	Bourg St Maurice	2002	10.7	10.6	11.0	10.9	43.2
3	DIEU OCEANE	Amiens	2003	11.1	10.1	11.2	10.7	43.1
4	ASSIE ALICE	Montpellier MUC	2002	11.4	10.4	9.9	11.3	43.0
5	DHANDA WILLOW	Bourg St Maurice	2003	10.2	10.3	11.0	11.4	42.9
6	BOURASSEAU LISE	Artannes	2002	10.1	10.8	10.8	11.0	42.7
	BROUILLARD MARGOT	Artannes	2003	10.6	10.3	10.7	11.1	42.7
	IMBERT LOLA	Bourg St Maurice	2002	10.2	11.5	9.6	11.4	42.7
9	GROLLIMUND CALYPSO	Vaires	2006	11.2	10.0	10.5	10.9	42.6
	ROBERT CLEA	Osny 2	2002	10.5	10.0	11.1	11.0	42.6
	FREY MAEVA	Bron	2005	10.9	10.3	10.8	10.6	42.6
12	PALOMBA LILOU	Bourg St Maurice	2003	11.1	11.3	8.9	11.2	42.5
13	ROUFFET ELODIE	Vaires	2002	10.4	10.5	10.8	10.7	42.4
	BERNIER MARIE	Bourg St Maurice	2000	10.4	9.9	10.9	11.2	42.4
15	ENNOYOTIE LINDA	Vaires	2001	10.8	10.3	10.6	10.4	42.1
	REULIER LOUISE	Vaires	2003	10.4	10.7	10.4	10.6	42.1
	RANNOU ELEONORE	Amiens	2001	11.2	9.0	10.7	11.2	42.1
18	GATTI SOLINE	Osny 2	2002	11.0	9.9	11.4	9.7	42.0
	BELHOUT LOUISA	Bron	2003	9.8	10.6	10.8	10.8	42.0
	BOYER GARANCE	Montpellier MUC	2002	11.0	9.4	10.9	10.7	42.0
21	BENKARA NOANE	Osny 2	2002	11.0	9.8	11.2	9.9	41.9
22	TEYSSIER EMMA	Bron	2003	10.4	10.6	10.8	9.9	41.7
23	BEAUVAIS NOÉMIE	Montpellier MUC	2003	11.1	9.4	10.6	10.5	41.6
24	ANDRIEUX ELODIE	Vaires	1999	11.2	8.4	11.1	10.5	41.2
	GRONDIN CHARLIE	Muret 2	2002	11.1	10.6	9.4	10.1	41.2
26	BATISSE JUSTINE	Lempdes	2004	10.2	9.3	10.7	10.8	41.0
	CROZIER NIMA	Bourg St Maurice	2004	10.5	10.4	9.3	10.8	41.0
	BRUNET PAULINE	Amiens	2003	11.0	7.7	11.0	11.3	41.0
29	BESANÇON-MATILE LEA	Bron	1999	10.9	9.2	9.7	11.1	40.9
	CATTEAU CLEMENTINE	Amiens	2001	10.7	8.7	10.7	10.8	40.9
31	REBEYROL CLAIRE	Osny 2	2001	10.8	10.2	9.6	10.2	40.8





32	CAZIN LÉONIE	Montpellier MUC	2003	10.9	8.4	10.2	11.1	40.6
33	BONNET CLOTHILDE	Lempdes	2003	10.5	8.9	10.5	10.6	40.5
34	HIOL-IYOCK ALISON	Artannes	2004	10.4	10.3	8.7	10.9	40.3
35	LANCIEN MAELYS	Vaires	2002	10.0	9.3	10.6	10.3	40.2
36	AURAND LISA	Bron	2000	10.6	9.6	9.7	10.2	40.1
	DECROIX CAMILLE	Amiens	2002	9.9	9.4	9.5	11.3	40.1
38	PLAT ROMANE	Artannes	2003	10.4	9.3	9.6	10.6	39.9
39	LAMBERT ELODIE	Muret 2	2002	10.7	9.2	9.9	9.7	39.5
	ANDUJAR EDEN	Montpellier MUC	2001	11.2	7.6	9.6	11.1	39.5
41	CROQUET FLORIANE	Artannes	2003	10.1	9.1	9.5	10.6	39.3
42	TRICOCHÉ SOLENE	Muret 2	2004	10.0	9.1	9.1	11.0	39.2
43	MERCADIER LAURIE	Muret 2	2001	10.1	8.5	9.9	10.5	39.0
	KENZARI LOUBNA	Amiens	2000	10.4	6.7	11.0	10.9	39.0
45	DOS SANTOS CONSTANCE	Lempdes	2001	9.9	9.5	9.1	9.7	38.2
46	ZAGO LAURA	Muret 2	2003	10.7	9.5	8.8	8.9	37.9
47	BARTOUX ELENA	Osny 2	2001	10.5	7.6	8.8	10.6	37.5
48	ARGOUL LEONIE	Muret 2	2003	10.1	8.7	9.5	8.9	37.2
49	LARACINE LIV	Bron	2006	9.6	9.0	8.3	8.7	35.6
	LECLERC LUCIE	Lempdes	2004	9.6	8.7	7.9	9.4	35.6
51	EDIER SOLENNE	Lempdes	2004	9.8	8.6	6.4	10.5	35.3
52	CORNEAU PRUNE	Artannes	2001	10.0	5.9	9.1	9.2	34.2
53	MARTINS ROMANE	Lempdes	2006	8.9	4.5	8.3	10.4	32.1
54	HUARD ANAIS	Osny 2	2003	0.0	0.0	0.0	0.0	0.0

8. FEMININ NIVEAU5 11-15 ans . SA_DA (individuels)

8.1. Résultats par équipes

	Equipe	Club					Total
1	Haubourdin	59--Haubourdin gym	43.6	48.3	44.1	45.7	181.7
2	Castelnau le lez	34--GSL34.com - Castelnau le Lez	43.3	47.8	43.7	46.1	180.9
3	Brunoy	91--Brunoy pyramide	41.6	46.6	42.6	45.6	176.4
4	Ris Orangis	91--Union sportive de ris-orangis	42.1	47.5	40.8	45.2	175.6
5	Chatel-guyon	63--La vigilante	42.7	44.8	42.8	45.1	175.4
6	Bedarieux	34--Ass club athletique bedaricien gym	40.8	47.0	40.5	46.7	175.0
7	Gargenville	78--Espérance de gargenville	41.1	45.2	41.7	45.9	173.9
8	Orsay 1	91--Caorsay	41.2	46.7	39.9	45.3	173.1
	Roanne	42--Amicale laïque de jeunes filles de roanne	42.4	46.8	38.5	45.4	173.1
10	Bouc bel air	13--Bouc bel air gymnastique	41.7	46.0	41.6	43.7	173.0
	Esvres	37--Gymnastique Sportive Esvres	41.5	45.1	40.2	46.2	173.0
12	Villeneuve sur Lot	47--Cercle gymnique villeneuvois	40.9	46.1	41.0	44.3	172.3
13	Irigny	69--Amicale laïque irigny	40.4	45.3	41.1	43.9	170.7
14	La cantalienne 2	15--La cantalienne	40.5	42.7	39.6	43.2	166.0
15	Rochefort	63--C.O.M.E Gym	40.1	43.8	40.1	41.4	165.4
16	Volvic	63--Volvic	41.0	43.6	35.7	43.9	164.2

8.2. Résultats individuels

	Gymnaste	Equipe	Annee					Total
1	CHERET ELSA	Castelnau le lez	2006	11.4	12.0	11.3	11.1	45.8
2	TALON LISE	Haubourdin	2003	10.9	12.2	11.1	11.4	45.6
3	LORIER SHANA	Haubourdin	2006	11.3	12.2	10.2	11.8	45.5
4	MENU JADE	Haubourdin	2006	10.7	12.0	11.3	11.3	45.3
	ROQUES ANAE	Castelnau le lez	2003	10.8	12.0	10.7	11.8	45.3
6	DYMALA MAELYS	Ris Orangis	2003	11.0	12.0	10.7	11.5	45.2
7	ENVENT CAPUCINE	Haubourdin	2006	10.7	11.7	11.1	11.2	44.7
8	CORONES CLÉO	Castelnau le lez	2004	10.6	11.8	10.6	11.6	44.6
	GIBAUT INESSA	Castelnau le lez	2004	10.5	12.0	10.9	11.2	44.6
10	KLEPPER EVE	Gargenville	2004	10.5	11.6	10.7	11.5	44.3
11	LERAILLEZ CAMILLE	Brunoy	2005	10.4	11.7	10.7	11.4	44.2
12	MANSOURI SARAH	Brunoy	2003	10.1	11.7	10.5	11.8	44.1
	STASIW ZOE	Haubourdin	2005	10.7	11.9	10.6	10.9	44.1
14	BRIGHENTI CHLOE	Ris Orangis	2004	10.5	12.0	10.0	11.5	44.0
15	NOVO LOUNA	Villeneuve sur Lot	2006	10.4	11.8	10.4	11.3	43.9
	STEIL KARLA	Bouc bel air	2004	10.7	11.9	10.3	11.0	43.9
	BOUA NOEMY MARIE	Irigny	2006	9.9	11.8	11.1	11.1	43.9
18	GIANELLA LILOU	Orsay 1	2004	10.3	11.5	10.6	11.4	43.8
19	HAYER FANNY	Chatel-guyon	2004	9.6	12.0	10.6	11.5	43.7
	THIVEND LENA	Roanne	2004	10.8	12.2	9.6	11.1	43.7





21	BOUCHON MARINE	Brunoy	2004	10.6	11.4	10.8	10.8	43.6
	BRUYERE EMMA	Roanne	2005	10.4	11.8	9.7	11.7	43.6
23	VIGNES MAELYS	Villeneuve sur Lot	2006	10.2	11.1	10.8	11.4	43.5
	BESIN ANAIS	Chatel-guyon	2004	11.2	11.1	10.2	11.0	43.5
	OUDOT EMA	Roanne	2004	10.8	11.7	9.5	11.5	43.5
	CUTILLAS ANAELE	Bedarieux	2004	10.0	11.9	9.7	11.9	43.5
27	KASIBORSKI SALOME	Orsay 1	2005	10.5	12.0	9.2	11.7	43.4
	BERBITTI NELYA	Villeneuve sur Lot	2005	10.3	11.9	10.3	10.9	43.4
	SCANZI LEONIE	Bedarieux	2002	10.1	11.7	10.3	11.3	43.4
30	COTTIN LOIS	Brunoy	2002	10.4	11.7	10.1	11.1	43.3
	GUENARD MARIE	Bouc bel air	2003	10.4	11.7	10.4	10.8	43.3
	CADENAT TREBAOL FAUSTINE	Bedarieux	2004	10.3	11.5	10.0	11.5	43.3
33	NAULET CANDICE	Ris Orangis	2004	10.3	11.9	9.9	11.1	43.2
	BEALU JULIE	Gargenville	2003	10.2	11.1	10.6	11.3	43.2
	CABOCHE LISON	Haubourdin	2006	10.6	11.4	10.1	11.1	43.2
	PINEAU MAELLA	Esvres	2003	10.1	10.9	10.4	11.8	43.2
37	BEGGA CELIA	Brunoy	2003	10.2	11.5	10.6	10.8	43.1
	FRAGUAS FLORA	Bedarieux	2004	10.4	11.9	9.8	11.0	43.1
39	HORNBECK CAMILLE	Gargenville	2003	10.1	11.4	10.3	11.2	43.0
	TOUCHAIS JUSTINE	Orsay 1	2005	10.1	11.9	9.8	11.2	43.0
41	COUDER CAMILLE	Chatel-guyon	2003	9.9	10.7	11.0	11.3	42.9
	PINAU EMMA	Esvres	2004	10.3	11.5	9.5	11.6	42.9
43	PECORELLA LARA	Irigny	2005	10.1	11.0	10.0	11.7	42.8
	COTTRET SALOMÉ	Castelnau le lez	2005	10.2	10.4	10.8	11.4	42.8
45	SAINTE PAUL AMBRE	Chatel-guyon	2003	10.1	11.0	10.6	11.0	42.7
	TOUZAIN ANOUK	Chatel-guyon	2003	10.7	10.1	10.6	11.3	42.7
47	ABGRALL SOLENN	Bouc bel air	2003	10.4	11.3	9.8	11.0	42.5
	MOREL EVA	Irigny	2005	10.1	11.2	10.5	10.7	42.5
	DENIAU LOUISE	Esvres	2003	9.5	11.8	9.7	11.5	42.5
50	LE BIHAN ILONA	Orsay 1	2005	10.3	11.3	10.1	10.7	42.4
	BROCARD CARLA	Bedarieux	2002	9.7	10.4	10.4	11.9	42.4
52	DIGNIMONT SIXTINE	Gargenville	2003	10.2	10.7	10.1	11.3	42.3
	SCULO NOHEMY	Esvres	2006	10.0	10.9	10.5	10.9	42.3
54	MACABREY AMANDINE	Roanne	2005	10.4	11.1	9.7	11.0	42.2
55	BRY MAELYS	Ris Orangis	2003	10.2	11.6	9.4	10.9	42.1
	DJEKOVIC LORINE	Esvres	2005	10.6	10.6	9.6	11.3	42.1
	LESTRADE CLARA	Volvic	2005	10.5	11.0	9.9	10.7	42.1
58	DIGNIMONT LEA	Gargenville	2003	10.2	11.1	9.9	10.6	41.8
59	LACLEF ZOE	Bouc bel air	2002	10.2	10.3	10.3	10.9	41.7
60	DUPONT ALEXANDRA	Gargenville	2003	10.0	10.9	8.9	11.8	41.6
	COHANDON JUSTINE	Rocheftort	2003	9.9	10.8	9.4	11.5	41.6
62	SEITE LAUREN	Bouc bel air	2002	9.9	11.1	10.6	9.9	41.5
63	ORSINI MARIE	Orsay 1	2003	9.9	11.1	9.4	11.0	41.4
	ULMET ELINE	La cantalienne 2	2004	9.7	10.9	10.0	10.8	41.4
65	RIUS KENZA	Bedarieux	2004	9.5	10.6	9.8	11.4	41.3
	BONY JUSTINE	Rocheftort	2002	10.2	10.9	10.4	9.8	41.3
67	DELTRIEU ALEXANE	La cantalienne 2	2002	10.0	10.3	10.3	10.5	41.1
	SAVOYAT MAELYS	Irigny	2006	10.1	11.1	9.5	10.4	41.1
69	DA SILVA LENA	Volvic	2006	10.6	11.6	7.3	11.5	41.0
70	JOUSSEAUME LALY	Villeneuve sur Lot	2005	10.0	11.3	9.5	9.9	40.7
71	BOUTTEKEIN LISA	Orsay 1	2005	10.0	10.4	9.2	11.0	40.6
	COUSTENOBLE BLEUENN	Bouc bel air	2003	9.6	10.9	9.3	10.8	40.6
	PERRIER JUSTINE	Rocheftort	2002	9.8	11.2	9.8	9.8	40.6
74	CALVET ROMANE	La cantalienne 2	2004	9.9	10.2	9.8	10.6	40.5
75	AVRIL ENORA	Villeneuve sur Lot	2005	9.8	10.8	9.1	10.7	40.4
76	SERGEANT MARGAUX	Brunoy	2003	9.6	10.8	8.6	11.3	40.3

	BASTERRE ELSA	Chatel-guyon	2005	10.7	10.7	8.0	10.9	40.3
78	DE MORAIS JEANNE	La cantalienne 2	2004	9.6	10.7	8.6	11.3	40.2
	BOULANGER CARLA	Irigny	2005	10.1	11.2	9.0	9.9	40.2
80	VANDAELE ROMANE	Volvic	2006	9.8	10.7	7.5	11.9	39.9
81	AUZOLES LOUISA	La cantalienne 2	2004	10.8	10.7	9.5	8.8	39.8
82	PERRIER ANAIS	Rochefort	2002	9.9	10.9	9.5	9.4	39.7
83	GRACIA MELINE	La cantalienne 2	2005	9.8	10.4	8.9	10.5	39.6
	COHANDON ROMANE	Rochefort	2003	10.1	9.1	10.1	10.3	39.6
85	BOELENS LAURELINE	Volvic	2004	9.4	10.3	9.2	9.8	38.7
86	FENOUILLET CHLOE	Rochefort	2003	8.7	10.3	9.8	9.4	38.2
87	CALAS LUCIE	Esvres	2006	10.5	8.6	8.3	10.3	37.7
88	BEYNEL CLARA	Roanne	2005	10.2	6.5	9.1	11.1	36.9
89	PIPA ELISA	Volvic	2005	10.1	8.9	7.9	9.5	36.4
90	DELAIGUE LUCIE	Volvic	2004	8.7	8.4	8.7	9.3	35.1
91	PRADIER ÉMILIE	Castelnau le lez	2005	0.0	10.9	10.5	11.3	32.7
92	NGUYEN LUCIE	Ris Orangis	2005	10.3	0.0	10.2	11.1	31.6
93	NOEL OLIVIA	Irigny	2006	10.1	0.0	0.0	9.8	19.9
94	CECOT CHIARA	Villeneuve sur Lot	2005	0.0	0.0	0.0	0.0	0.0





Résultats de la compétition
Finales Nationales UFOLEP
Agen Boé
2 et 3 juin 2018

1. FEMININ NIVEAU2 11 + . SA_DA (individuels)

1.1. Résultats par équipes

	Equipe	Club					Total
1	A. Dreux	28--Alliance de dreux gymnastique	36.5	37.2	37.1	40.1	150.9
2	Gardanne	13--Gardanne	36.8	37.8	36.6	39.6	150.8
3	Crolles	38--Gym et rythme crolles	36.3	35.9	37.3	40.2	149.7
4	Pont du chateau	63--La jeune gaule	35.8	36.9	36.3	39.1	148.1
5	Trets	13--Gymnastique sportive tretsoise	37.2	36.0	37.0	37.7	147.9
6	Lormont	33--Club gymnique lormontais	35.8	37.6	35.8	37.6	146.8
7	Irigny	69--Amicale laique irigny	36.1	37.2	33.4	39.3	146.0
8	Eragny	95--Gsa eragny	34.5	35.0	37.2	38.8	145.5
9	Cournon	63--Cournon d'Auvergne Gym	34.7	34.0	36.2	38.5	143.4
10	Pontoise	95--SPG Pontoise	32.8	35.4	34.7	39.4	142.3
11	Morsang sur orge	91--Morsang sur Orge	34.5	32.5	35.3	39.9	142.2
12	Villeneuve sur Lot	47--Cercle gymnique villeneuvois	34.3	33.1	36.4	37.7	141.5
13	La tour du pin	38--L'alerte gymnastique la tour du pin	31.9	35.3	34.3	38.8	140.3
14	Breuillet	91--Breuillet	32.4	29.9	31.1	37.1	130.5

1.2. Résultats individuels


	Gymnaste	Equipe	Annee					Total
1	DOZON LOUNA	Trets	2003	13.6	12.3	13.2	13.2	52.3
	PROUTEAU MARINE	Morsang sur orge	1996	12.6	13.5	12.6	13.6	52.3
3	CHARMASSON MANON	Gardanne	1997	12.4	13.3	12.5	13.4	51.6
4	MONNET SARAH	Pont du chateau	1997	12.8	12.9	12.2	13.4	51.3
5	DAVOLI OLLIA	A. Dreux	1995	12.5	12.8	12.1	13.3	50.7
6	ROBLIN MARIANNE	A. Dreux	1994	12.0	12.1	12.9	13.4	50.4
7	SAUPIN CLARINE	Eragny	1998	11.4	13.1	12.5	13.3	50.3
	DELCOURT LILOU *	Cysoing 1 (indiv) (indiv)	2004	12.2	13.1	12.0	13.0	50.3
9	HORTIGUE MARION	Gardanne	2001	12.2	12.3	12.2	12.9	49.6
10	CHAMARET MARION	A. Dreux	1994	12.0	12.3	12.1	13.1	49.5
11	CHAMBERT ESTHER *	Riorges 1 (indiv) (indiv)	1993	12.2	11.3	12.3	13.5	49.3
12	RAFFAELLY ROXANNE	Gardanne	1999	12.2	12.2	11.5	13.3	49.2
13	PUTOLA CANDICE	Pont du chateau	1996	12.0	12.6	11.3	13.0	48.9
14	BERTET CLARA	Lormont	1997	12.4	12.6	11.1	12.7	48.8
15	BERRIE KELLY	Lormont	2001	11.4	12.5	12.4	12.3	48.6
16	LESCUREUX TESS	Crolles	1997	12.0	11.3	12.1	13.1	48.5
17	BOULEZ CLEMENTINE	Irigny	2004	11.6	12.6	10.6	13.5	48.3
	LALOZ CLEMENCE	Crolles	2000	12.0	11.1	12.4	12.8	48.3
19	MOYNE PAULINE	Irigny	1998	11.9	13.4	10.9	12.0	48.2
20	RONGIER MARJOLAINE	Pontoise	1998	10.8	11.4	12.6	13.3	48.1
21	LEBETTRE MANON	Pontoise	1994	11.3	11.8	11.7	13.2	48.0
	DELBERT MELANIE	Villeneuve sur Lot	2001	11.5	11.2	12.3	13.0	48.0
23	PYTEL YSEE *	St Priest 1 (indiv) (indiv)	2001	11.7	11.7	11.2	13.2	47.8
24	LECONTE MAELIS	Lormont	1999	12.0	10.8	12.3	12.6	47.7

25	ZENATTI - RANALDI MELISSA	Trets	1999	11.7	11.3	12.6	11.8	47.4
	VIGNAL MANON	Crolles	1999	12.1	9.2	12.8	13.3	47.4
27	JAROUSSE CHLOE	Cournon	1997	12.1	8.4	13.4	13.3	47.2
	PABION CLARA	Cournon	2000	11.6	11.2	11.7	12.7	47.2
29	NABARRETTE LEA	Villeneuve sur Lot	1998	11.1	11.2	11.9	12.9	47.1
	JOURDAN SALOME	Crolles	1999	12.2	11.0	11.1	12.8	47.1
31	FEDLAOUI ESTELLE	Cournon	1991	11.0	12.2	11.1	12.5	46.8
32	SIMON FLORE	Breuillet	1995	10.7	13.0	10.6	12.3	46.6
33	BROCHARD CORALIE	A. Dreux	2000	11.7	10.3	11.1	13.4	46.5
	JOUSSIER CAMILLE	Trets	1996	11.9	12.4	10.5	11.7	46.5
35	FRASSETO SEVERINE	Gardanne	1994	10.9	10.7	11.9	12.9	46.4
36	BERNAT CATHY	Pontoise	1994	10.7	12.2	10.4	12.9	46.2
37	PARIZOT AUDREY	Irigny	1996	11.5	11.2	10.1	13.3	46.1
38	SOVIGNET MALLAURY	Trets	1999	11.6	10.7	11.2	12.5	46.0
	VANBECELAERE MANON	Irigny	1998	12.6	10.7	10.2	12.5	46.0
	RICHOMME CAROLINE *	Castelnau le lez (indiv) (indiv)	2000	11.5	9.5	12.2	12.8	46.0
41	SEON ZOE *	Crest 2 (indiv) (indiv)	2004	10.6	10.6	11.1	12.6	44.9
42	CLAVERIE CHARLOTTE	Villeneuve sur Lot	2000	11.0	10.7	12.2	10.7	44.6
43	LECLERC CELINE *	La cantalienne 1 (indiv) (indiv)	1991	10.6	10.5	12.0	11.2	44.3
	DESVIGNES LEA	La tour du pin	2000	10.4	9.9	11.4	12.6	44.3
45	KERRIEN MARION *	Gargenville 1 (indiv) (indiv)	1998	10.4	9.6	11.5	12.5	44.0
46	ANSART COLINE	Morsang sur orge	1994	11.0	8.1	12.5	12.3	43.9
47	CHAVANON ROXANE	Pont du chateau	1998	11.0	7.7	12.0	12.7	43.4
	BOURRE ROMANE	Breuillet	2003	10.9	9.5	10.2	12.8	43.4
49	LEBEAU ANNE SOPHIE	Pont du chateau	1989	10.3	10.9	12.1	10.0	43.3
50	STIVAL LUCIE	La tour du pin	2004	11.0	10.4	9.0	12.7	43.1
51	CLAVE MANON	Villeneuve sur Lot	2000	11.7	7.9	11.3	11.8	42.7
52	PENCRANE ILONA	Morsang sur orge	2004	10.5	9.7	8.9	13.4	42.5
53	HAMMOU SARAH	Morsang sur orge	2001	10.9	9.3	9.3	12.9	42.4
54	VERDIER MATHILDE	Cournon	2000	10.5	10.6	9.5	11.5	42.1
55	SANCHEZ LÉA	Cournon	1997	10.9	10.6	8.8	11.5	41.8
56	AURIERES ROMY	Morsang sur orge	2006	10.3	8.9	10.2	11.9	41.3
57	VICHERD CANDICE	La tour du pin	1998	10.5	9.7	10.7	9.9	40.8
58	COUTURIER MANON	Trets	1998	11.4	5.5	10.9	12.0	39.8
59	JANICHON CORALINE	Eragny	1998	10.7	8.4	7.5	12.7	39.3
60	CUPANI MARINE	Crolles	1992	0.0	13.5	11.6	13.8	38.9
61	RAJAOFERISON AMY	Breuillet	2002	10.8	7.4	10.3	10.0	38.5
62	DESVIGNES ANTHEA	La tour du pin	2003	0.0	11.9	12.2	13.1	37.2
63	CASTANS APOLLINE	Eragny	1994	11.1	0.0	12.4	12.8	36.3
	ODIN LILOU	La tour du pin	2003	0.0	13.0	10.3	13.0	36.3
65	BEAUJON MANON	Eragny	1997	12.0	9.5	12.3	0.0	33.8
66	BONNIER MATHILDE	Irigny	1990	10.5	0.0	11.9	11.1	33.5
	THIBAUT MANON	Gardanne	1992	11.1	10.5	11.9	0.0	33.5
68	PHILIPPE MATHILDE	Eragny	1989	10.2	12.4	9.6	0.0	32.2
69	CAREGUES LEA	Villeneuve sur Lot	1998	0.0	9.9	10.3	11.2	31.4
70	DESACHY MARION *	Clapiers 1 (indiv) (indiv)	1997	12.3	0.0	0.0	13.3	25.6
71	LACHAUD LOLA *	Clapiers 1 (indiv) (indiv)	1996	11.6	0.0	0.0	13.2	24.8
72	LAMY MORGANE	Lormont	2000	10.2	3.1	10.9	0.0	24.2
73	L'HOSTIS FLORIANE	Lormont	1997	0.0	12.5	11.0	0.0	23.5
74	CRUL CORALIE	Breuillet	1989	10.4	0.0	0.0	12.0	22.4
75	PONTIAC MELODIE	Pont du chateau	1991	0.0	11.4	0.0	9.1	20.5
76	LEDU CAMILLE	Breuillet	2004	0.0	0.0	8.3	7.5	15.8





77	LAVIGNE LEA	Pontoise	2001	0.0	0.0	0.0	0.0	0.0
	PANTALACCI APOLLINE	Pontoise	2001	0.0	0.0	0.0	0.0	0.0
	ROLLAND CELIE *	Crest 1 (indiv) (indiv)	2000	0.0	0.0	0.0	0.0	0.0

2. FEMININ NIVEAU4 11-15 ans . SA_DA (individuels)

2.1. Résultats par équipes

	Equipe	Club					Total
1	A. Dreux	28--Alliance de dreux gymnastique	33.1	39.2	37.3	37.7	147.3
2	Gardanne	13--Gardanne	34.0	37.3	36.7	38.1	146.1
3	St Rambert d Albon	26--ASCR Gym	33.4	37.5	36.7	37.5	145.1
4	Biarritz	64--Equilibre Biarritz	33.3	36.9	36.2	38.0	144.4
5	Cambrai	59--Cambrai	34.8	37.3	34.6	37.4	144.1
6	Anse	69--Jeunesse ansoise	33.8	37.0	35.4	37.0	143.2
7	Les mureaux 2	78--Les Mureaux	32.8	37.1	35.3	36.7	141.9
8	Brie comte robert	77--Scbgym	33.3	37.6	34.1	35.9	140.9
9	Conflans	78--PLM C Gym	31.2	36.9	35.7	37.0	140.8
	Castelnau le lez	34--GSL34.com - Castelnau le Lez	30.3	38.0	35.9	36.6	140.8
11	St Avertin	37--St-avertin sports	30.8	35.0	34.3	36.5	136.6
12	Désertines	3--Assoc gymnique de desertines	31.3	35.6	33.4	35.9	136.2

2.2. Résultats individuels

	Gymnaste	Equipe	Annee					Total
1	GUILLEMARD JUSTINE	A. Dreux	2004	11.2	13.3	12.4	12.7	49.6
2	MADELON OCÉANE	St Rambert d Albon	2004	12.0	12.9	12.1	12.4	49.4
3	AIT MOUHOU SIHAM	Cambrai	2005	12.3	12.8	11.2	12.9	49.2
4	BRIAULT AINES	Biarritz	2005	11.4	12.0	12.8	12.8	49.0
	BARATIN MATHILDE	Gardanne	2006	11.3	12.7	12.1	12.9	49.0
6	ROUX LUCIE	Conflans	2002	11.2	13.0	12.1	12.5	48.8
7	DULOIR MAUREEN	A. Dreux	2006	11.1	12.5	12.5	12.5	48.6
8	ESCOLAR CLARA	Biarritz	2003	11.2	12.6	11.9	12.8	48.5
9	VANNUCCI CELIA	Gardanne	2003	11.5	11.9	12.0	13.0	48.4
10	LEMARCHAND CHELSEA	Les mureaux 2	2004	11.4	12.1	12.2	12.5	48.2
11	COULETTE JEANNE	Désertines	2004	10.8	12.7	12.5	12.1	48.1
12	ENTRESANGLE FANELIE	St Rambert d Albon	2003	10.6	11.8	12.8	12.8	48.0
13	LE GARGAM CAMILLE	Anse	2005	11.5	12.5	11.8	12.1	47.9
14	PONCET LILOU	Anse	2005	11.0	12.0	12.4	12.4	47.8
	BELGHADGI LEA	Gardanne	2005	11.2	11.8	12.6	12.2	47.8
16	ROQUET MARIE	Cambrai	2004	12.0	12.1	11.1	12.3	47.5
17	ZAOUI SARAH	A. Dreux	2005	10.7	13.2	11.0	12.5	47.4
18	CHABOT CELIANE	Conflans	2002	10.2	12.5	11.8	12.8	47.3
19	DE LA FOATA ROMANE	Anse	2005	11.3	12.4	11.2	12.2	47.1
20	MOREAU COLLEEN	A. Dreux	2006	10.3	12.7	12.1	11.9	47.0
	PENFOLD INDY	Gardanne	2005	10.4	12.7	12.0	11.9	47.0
	THOMAS ALIX	Les mureaux 2	2003	10.3	13.0	11.7	12.0	47.0
23	CILLARD BENQUET LILI	Biarritz	2002	10.7	12.3	11.5	12.4	46.9
24	AMAT MANON	Castelnau le lez	2004	10.2	13.0	12.2	11.2	46.6
25	JURE ENOLA	A. Dreux	2005	10.8	11.9	12.4	11.4	46.5
26	HERNAULT ENA	Brie comte robert	2004	11.1	12.7	11.2	11.3	46.3
27	BRUYERE MARIE-ANAÏS	St Rambert d Albon	2004	9.9	12.2	11.8	12.3	46.2
	LACROIX ALINNE	Cambrai	2005	10.4	12.0	11.6	12.2	46.2
29	MOLINIER KASSANDRA	Brie comte robert	2004	10.8	12.2	10.9	12.0	45.9





	RENARD VIOLETTE	Biarritz	2004	10.2	12.0	11.5	12.2	45.9
	LALISSE SOLINE	Cambrai	2004	10.2	12.4	11.8	11.5	45.9
32	AUDUC ELSA	Brie comte robert	2004	11.3	10.8	11.6	12.1	45.8
	SCHOUTEN LILY	Brie comte robert	2005	10.9	12.7	10.4	11.8	45.8
	POUJADE BERTRAND MAÉVA	Castelnau le lez	2004	9.9	12.3	11.6	12.0	45.8
	EL MENNANI NINA	Les mureaux 2	2006	10.7	11.5	11.4	12.2	45.8
36	VALLEE PAOLA	St Avertin	2004	10.6	11.2	11.4	12.3	45.5
37	JAPPE ALBANNE	St Avertin	2004	10.2	11.7	11.1	12.3	45.3
38	LALLEMENT MAÏLYS	St Rambert d Albon	2004	10.8	12.3	10.1	12.0	45.2
39	MERY LILOU	Gardanne	2006	10.0	11.5	11.6	12.0	45.1
40	BEAUVAIS CLARA	St Avertin	2004	9.3	12.0	11.8	11.9	45.0
41	VUGLIANO EMA	Anse	2004	10.5	11.9	9.9	12.4	44.7
42	PAQUIEN CHLOÉ	St Rambert d Albon	2004	10.0	12.3	11.0	11.2	44.5
43	LANEUSE KRISTEL	Biarritz	2002	9.9	10.9	11.5	12.0	44.3
44	FIGUEIRA JENIFER	Les mureaux 2	2004	10.7	12.0	9.5	11.9	44.1
45	CORDONNIER LOIS	Conflans	2002	9.8	11.4	11.0	11.7	43.9
46	SCREVE CAROLINE	Cambrai	2006	10.5	11.3	11.0	10.9	43.7
47	LEBLANC CAMILLE	Brie comte robert	2003	10.5	11.4	11.3	10.3	43.5
48	CARNEIRO CLARA	Désertines	2003	10.4	11.6	11.1	10.1	43.2
49	CHEVALIER LOU	Anse	2005	10.2	12.1	8.4	11.7	42.4
50	JOTTRAS SANTI	Castelnau le lez	2002	10.2	11.2	10.7	9.7	41.8
	VERRIER ALICE	Désertines	2003	9.8	11.3	9.7	11.0	41.8
	LOUISE DIT MAUGER MANON	Les mureaux 2	2005	10.3	10.5	9.2	11.8	41.8
53	SERRANO MATHILDA	Désertines	2002	9.7	11.2	9.3	11.4	41.6
54	RAINGAUD ELSA	St Avertin	2004	10.0	11.3	9.6	9.5	40.4
55	MILLEY MARIE	St Avertin	2003	9.9	10.3	10.2	9.9	40.3
56	DABERNAT EMMA	Désertines	2003	10.1	7.8	9.8	12.4	40.1
57	DULOU ANAÏS	Castelnau le lez	2004	0.0	12.7	12.1	12.9	37.7
58	FOUKANI ANNA	Castelnau le lez	2004	0.0	11.6	11.5	11.7	34.8
59	ROBIN CHARLOTTE	Conflans	2002	9.8	0.0	11.8	9.6	31.2
60	FERREZ MIA	Conflans	2002	0.0	11.1	10.4	0.0	21.5

3. FEMININ NIVEAU4 11-18 ans . SA_DA (individuels)

3.1. Résultats par équipes

	Equipe	Club					Total
1	Cerny	91--Gymnastique sportive de cerny	33.0	36.8	37.9	37.6	145.3
2	Houdan	78--Gym Club Houdanais	31.9	38.0	37.3	37.8	145.0
3	A. Dreux	28--Alliance de dreux gymnastique	33.9	37.3	36.2	37.3	144.7
4	Meylan	38--Aspa meylan	32.8	37.2	36.8	37.6	144.4
5	Villeneuve sur Lot	47--Cercle gymnique villeneuvois	31.2	38.3	35.4	38.5	143.4
6	Castelsarrasin	82--Le défi castelsarrasinois	33.1	36.5	34.9	37.5	142.0
7	St pierre du perray	91--St Pierre du Perray	33.0	35.9	35.7	37.0	141.6
8	LUC gym	59--Luc gym	31.8	36.7	35.8	37.0	141.3
9	Gradignan Gymnix	33--Gymnix	32.7	35.4	35.3	37.7	141.1
10	Loriol	26--Groupe omnisports loriolais (gol)	31.2	35.0	36.5	37.2	139.9
11	Artannes	37--Gymnastique enfants artannes	31.6	36.6	34.4	36.0	138.6
12	Chanceaux sur choisille	37--AS CHANCEAUX - GYM	31.1	33.7	35.1	36.2	136.1




3.2. Résultats individuels

	Gymnaste	Equipe	Annee					Total
1	MAULNY AGATHE	Cerny	2004	11.7	12.6	12.9	12.8	50.0
2	MARTIN VIOLAINE	Houdan	2001	10.5	13.0	13.0	13.0	49.5
3	CHABROL ALIX	Meylan	2004	10.9	12.9	12.3	13.0	49.1
4	BOUGAULT CHLOE	Castelsarrasin	2001	11.6	12.1	12.4	12.7	48.8
5	KUCIA SABRINA	A. Dreux	2001	11.9	12.5	12.0	12.3	48.7
6	SCHMITT DIANE	Houdan	2003	11.1	12.8	12.0	12.6	48.5
7	PLUMEL MELINE	St pierre du perray	2001	11.9	12.1	11.9	12.2	48.1
8	COLLET CELYA	A. Dreux	2001	10.9	12.2	12.3	12.4	47.8
	CARDONA MATHILDE	Castelsarrasin	2001	11.0	12.8	11.5	12.5	47.8
10	DE SOUSA REBECCA	Villeneuve sur Lot	2003	9.8	13.1	12.1	12.7	47.7
11	WAGNIER ESTELLE	LUC gym	2002	11.0	12.1	12.0	12.5	47.6
12	DA SILVA JADE	Cerny	2003	10.8	12.3	12.1	12.2	47.4
	AVRIL ORANE	Villeneuve sur Lot	2003	10.4	12.8	11.5	12.7	47.4
14	MARSAT LOUISE	St pierre du perray	1999	10.4	11.7	12.2	12.9	47.2
15	PASQUIER THÉA	Chanceaux sur choisille	2001	10.7	11.9	12.0	12.5	47.1
16	JANNOT MAUREEN	Houdan	2002	10.3	12.2	12.3	12.2	47.0
17	CARIE LOUPIAS NINA	Villeneuve sur Lot	2003	10.3	11.5	11.8	13.0	46.6
	REYTET LOAN	Gradignan Gymnix	2003	9.7	12.7	11.5	12.7	46.6
19	GRZELAK MATHILDE	A. Dreux	2004	10.6	11.4	11.9	12.6	46.5
	VADOT MARINE	Cerny	2002	10.5	11.9	11.5	12.6	46.5
21	FERENBACH ELSA	A. Dreux	2004	11.1	12.0	11.9	11.3	46.3
22	ROGER LUCILLE	Cerny	2003	9.8	11.6	12.6	12.2	46.2
	LEPERCK LUCIE	LUC gym	2003	10.1	12.7	12.1	11.3	46.2
	BAULARD SARAH	Gradignan Gymnix	2001	10.2	12.2	11.8	12.0	46.2
25	BRESOLIN JOY	Loriol	2005	9.7	11.6	12.5	12.3	46.1

26	MOINE CLARA	Loriol	2006	10.1	11.9	12.2	11.8	46.0
27	LE GOALLER MARGAUX	Meylan	2003	10.8	12.0	10.8	12.3	45.9
28	WAGEMANS ALBANE	Meylan	2003	11.1	11.0	11.4	12.3	45.8
	DUBROCA AMELIE	Gradignan Gymnix	2005	11.1	10.5	11.7	12.5	45.8
30	CORRE STACY	A. Dreux	2003	9.3	12.6	11.4	12.2	45.5
31	MEYNARD CLEMENTINE	Villeneuve sur Lot	2006	10.4	12.4	10.6	12.0	45.4
	MALLEVAL LAURA	Loriol	2001	10.0	11.5	11.8	12.1	45.4
33	GARAGNON JOHANNA	Loriol	2006	10.6	10.5	11.8	12.4	45.3
34	SANDRIN CLARA	Houdan	2005	9.6	11.9	11.8	11.9	45.2
	MANDELBAUM CHARLOTTE	St pierre du perray	2000	10.0	12.1	11.6	11.5	45.2
36	AXER CHLOÉ	LUC gym	1999	9.3	11.9	11.7	12.2	45.1
	BOYER AURORE	Meylan	2003	10.0	12.3	12.5	10.3	45.1
38	MATHEUS MAEVA	Cerny	2001	9.9	11.4	12.4	11.3	45.0
39	BONVIN MAËVA	Artannes	2000	10.8	11.1	11.1	11.9	44.9
40	BAUDON PAULINE	Artannes	2001	9.1	12.2	11.7	11.8	44.8
41	REDON OTHILIE	Gradignan Gymnix	2001	11.4	10.5	10.3	12.5	44.7
42	BORDERE LOLA	Villeneuve sur Lot	2005	10.4	10.7	10.7	12.8	44.6
43	GIUA MARIE	Artannes	2002	10.1	12.1	11.6	10.5	44.3
	PION LOU	Loriol	2004	10.5	11.3	10.0	12.5	44.3
	CZINKOCZKY DORA	Meylan	2003	9.2	10.9	12.0	12.2	44.3
46	NOËLLOU LÉA	Chanceaux sur choisille	2000	10.4	11.2	10.9	11.7	44.2
47	VANDEVONDELLE CAMILLE	Castelsarrasin	2000	10.5	10.4	11.0	11.9	43.8
48	ROBIN ANAËLLE	Chanceaux sur choisille	2003	10.0	10.6	12.2	10.9	43.7
49	RENAULT CHLOE	Gradignan Gymnix	2001	9.6	10.5	11.8	11.5	43.4
50	GANZA LOLA	Castelsarrasin	2003	9.7	11.6	9.7	12.3	43.3
51	HOUSSIN EUGENIE	LUC gym	2003	9.3	11.0	10.9	11.9	43.1
52	JOURNAUX AMANDINE	St pierre du perray	2000	10.7	10.0	10.1	11.9	42.7
53	SIMON CINDY	Artannes	2000	10.6	12.3	8.9	9.9	41.7
54	EPAIN TIFFANY	LUC gym	1999	10.7	7.2	10.8	12.3	41.0
55	GUILLOTEAU CAMILLE	Artannes	2002	10.2	10.3	7.5	12.3	40.3
56	COFFRE ZOÉ	Chanceaux sur choisille	2001	9.6	7.7	10.8	12.0	40.1
57	ADAM MARIE	Castelsarrasin	2003	9.7	5.3	11.0	12.2	38.2
58	BEAUVAIS MAELYS	St pierre du perray	2000	0.0	0.0	0.0	0.0	0.0

4. FEMININ NIVEAU5 11-18 ans . SA_DA (individuels)

4.1. Résultats par équipes

	Equipe	Club					Total
1	Brindas 1	69--A.s.brindas	42.4	47.2	43.0	46.5	179.1
2	L'isle d'abeau	38--LA GYM DABEAU	41.5	47.5	42.3	45.5	176.8
3	USY	78--Union sportive des yvelines	41.1	47.0	42.7	45.9	176.7
4	Uzes	30--Club de gymnastique uzetia	42.3	46.6	42.1	45.6	176.6
5	Orchies	59--La concorde orchies	41.8	44.2	43.1	47.0	176.1
6	Loos	59--Loos	42.2	47.9	39.7	45.7	175.5
7	Ecuelles	77--Adsce gym	43.1	45.6	41.7	44.4	174.8
8	Castelnau le lez	34--GSL34.com - Castelnau le Lez	43.3	44.0	41.3	45.4	174.0
9	Chanceaux sur choisille	37--AS CHANCEAUX - GYM	43.1	43.1	40.4	44.9	171.5
10	Crest	26--Us crétoise gymnastique	42.3	45.0	39.4	44.2	170.9
11	Hazebrouck	59--GYM' FLANDRE	41.2	41.7	40.6	44.8	168.3
12	Cournon	63--Cournon d'Auvergne Gym	40.7	44.3	39.9	42.0	166.9

4.2. Résultats individuels

	Gymnaste	Equipe	Annee					Total
1	D'ANCONA LAURYNE	Brindas 1	2001	10.7	12.1	11.2	11.9	45.9
2	PARIS MELISSA	Ecuelles	2005	11.2	12.0	10.9	11.6	45.7
	DUMORTIER LAURINE	Brindas 1	2001	11.1	12.0	11.0	11.6	45.7
4	FOUREAU ALYSSIA	USY	2003	10.5	12.1	11.4	11.6	45.6
5	BOULANGER LOUISE	Orchies	2003	10.9	11.7	10.9	11.9	45.4
6	DE CROOCK MAHAUT	Loos	2002	10.6	11.5	11.2	11.5	44.8
7	VERNEREY OCEANE	L'isle d'abeau	1999	10.5	12.1	10.6	11.5	44.7
8	LIENARD ANGÈLE	Orchies	2004	11.0	10.9	10.8	11.7	44.4
9	DELPierre CARLA	Uzes	2002	10.1	11.6	11.3	11.3	44.3
10	NAZET COLINE	Castelnau le lez	2001	11.0	11.4	10.7	11.1	44.2
11	PLANTEVIT PRUNE	Uzes	2005	10.8	11.0	10.7	11.5	44.0
12	BOULOGNE MANON	USY	2005	10.4	11.4	10.4	11.6	43.8
	GIQUEL ANNAELLE	Ecuelles	2006	10.9	11.3	10.5	11.1	43.8
14	VAILLANT JULIE	USY	2000	10.0	12.2	10.3	11.2	43.7
15	DICHAMP MANON	L'isle d'abeau	2001	10.4	11.4	10.3	11.5	43.6
16	FIRINGA LAURA	Loos	2004	10.6	12.0	9.4	11.5	43.5
17	HENNO LAURIE	Orchies	2001	10.0	10.6	11.0	11.8	43.4
	PONCET JULIE	Uzes	2003	10.3	12.1	9.9	11.1	43.4
19	RABATE ARIANE	Loos	2004	10.3	12.0	9.8	11.2	43.3
	CAMBRILLAT SALOMÉ	Crest	2001	10.6	11.3	10.3	11.1	43.3
	WIATR LOU	Castelnau le lez	2003	10.9	10.8	10.6	11.0	43.3
22	DRABIK MAËLLE	Chanceaux sur choisille	1999	11.0	11.4	10.0	10.8	43.2
	TEYSSIER CHARLOTTE	Brindas 1	2001	10.1	11.4	10.3	11.4	43.2
24	LOLLIEROU KLERVI	USY	2002	10.3	11.3	10.6	10.9	43.1
25	BIGET MARILOU	Orchies	2002	10.0	11.0	10.4	11.6	43.0
	LARDET MELISSA	L'isle d'abeau	2003	10.0	11.4	10.4	11.2	43.0





27	GODIN SARAH	Loos	2000	10.8	12.4	8.3	11.4	42.9
	DIMUR ARIANE	Uzes	2004	10.9	11.9	8.9	11.2	42.9
	LULLIER ROMANE	Brindas 1	2004	10.4	11.7	9.7	11.1	42.9
	DUMENIL HELOISE	L'isle d'abeau	2003	9.9	11.3	10.9	10.8	42.9
31	BERGER TAIS	Crest	2005	10.8	11.4	9.6	11.0	42.8
	VERNEREY LAURYNE	L'isle d'abeau	2002	10.7	11.7	10.1	10.3	42.8
33	MACKER ANAIS	Hazebrouck	2000	10.7	10.4	10.2	11.4	42.7
34	LEVIONNAIS LÉA	Chanceaux sur choisille	2000	9.8	10.5	10.8	11.5	42.6
35	MARTIN ANAIS	Brindas 1	2001	9.4	11.2	10.4	11.5	42.5
	FRAMERY NOEMIE	Hazebrouck	2001	9.7	11.0	10.6	11.2	42.5
	VANHEE LOUISE	Hazebrouck	2001	10.3	10.8	9.9	11.5	42.5
38	NIAVET SARAH	USY	2002	9.4	11.1	10.4	11.5	42.4
	SISTERON MELISSA	Crest	2004	10.1	11.1	10.0	11.2	42.4
40	GOMEZ AMBRE	Ecuelles	2001	10.0	11.3	10.0	10.9	42.2
	VERNIER JUDITH	Ecuelles	2006	10.6	11.0	10.0	10.6	42.2
	PARENTEAU YOLAINE	Chanceaux sur choisille	1999	10.7	10.8	9.8	10.9	42.2
43	GIRAUDEAU EMMA	Cournon	2001	10.3	11.4	10.1	10.3	42.1
44	BOUQUIGNAUD LUCY	Cournon	2004	10.7	11.1	10.4	9.8	42.0
45	QUINONERO NINON	Uzes	2004	9.8	10.7	10.1	11.3	41.9
46	DRABIK LORA	Chanceaux sur choisille	2000	10.8	10.4	9.4	11.2	41.8
47	MOUANGA KANDA EMMA DIVINE	Loos	2006	10.0	11.4	9.2	11.0	41.6
	GROSMANN CLEMENCE	Cournon	2001	9.8	11.4	9.8	10.6	41.6
49	LE FRANCOIS ALICE	Crest	2005	10.2	10.8	9.4	10.8	41.2
50	GAUTHERET MARIE- HILDEGARDE	USY	2006	9.0	11.1	10.2	10.8	41.1
51	BRUNO GABRIELLA	Ecuelles	2003	10.7	9.6	10.1	10.6	41.0
	FONTAINE LÉA	Chanceaux sur choisille	2004	10.6	10.2	9.1	11.1	41.0
53	ROLLAND CINDY	Crest	2000	10.7	11.2	8.4	10.5	40.8
	YPERMAN JADE	Castelnau le lez	2001	10.2	12.0	7.5	11.1	40.8
55	BOUCHARD MARIE	Hazebrouck	2002	10.5	9.5	9.9	10.8	40.7
56	PEPIN EMMA	Castelnau le lez	2002	10.0	9.3	9.7	11.4	40.4
57	CORDOBA CÉLINE	Castelnau le lez	2001	10.3	9.1	9.9	10.7	40.0
58	LALO MELINA	Cournon	2004	9.8	10.4	9.4	10.1	39.7
59	QUINONERO MARGOT	Uzes	2001	10.3	8.4	9.6	11.2	39.5
60	DA SILVA CUNHA ANDREA	Cournon	2001	9.7	9.7	9.6	10.3	39.3
61	FARGES LISA	Cournon	2002	9.0	10.0	9.5	10.7	39.2
62	LENOIR ELISA	Ecuelles	2005	9.9	10.0	10.0	9.2	39.1
63	ANNESTAY IRINA	Crest	2005	10.1	9.7	8.1	11.0	38.9
64	JURISIC ANOUCHKA	Castelnau le lez	2003	11.2	9.8	4.7	11.6	37.3
65	NIVARD JUSTINE	L'isle d'abeau	1999	0.0	12.3	10.0	11.4	33.7
66	ROCHIGNEUX CYNDIE	Brindas 1	2001	0.0	0.0	10.3	0.0	10.3
67	ARONDAL WENDY	Loos	1999	0.0	0.0	0.0	0.0	0.0
	ALLAEYS EVE	Hazebrouck	2002	0.0	0.0	0.0	0.0	0.0
	LAGNY EMMA	Hazebrouck	2005	0.0	0.0	0.0	0.0	0.0

5. FEMININ NIVEAU3 11-18 ans . SA_DA (individuels)

5.1. Résultats par équipes

	Equipe	Club					Total
1	Pierrelatte	26--Pierrelatte	34.9	37.8	38.8	39.3	150.8
2	Douai	59--Douai	33.8	38.6	37.7	39.5	149.6
3	Houdan	78--Gym Club Houdanais	34.6	37.8	38.2	37.5	148.1
4	Irigny 1	69--Amicale laïque irigny	33.5	37.6	38.3	37.9	147.3
5	Fresnes	94--A.A.S. FRESNES	36.3	36.3	36.2	36.6	145.4
6	Castelnau le lez	34--GSL34.com - Castelnau le Lez	32.8	36.5	37.2	38.2	144.7
7	Mur es Allier	63--CIG Mur es allier	33.5	36.5	36.9	36.5	143.4
8	Bagnols sur cèze	30--Bagnols sur Cèze	33.3	36.7	36.9	36.2	143.1
9	Cabestany	66--Coc gymnastique	34.9	36.4	35.8	35.7	142.8
	Riorges	42--Olympique riorges gymnastique	33.2	34.2	38.3	37.1	142.8
11	Les Clayes	78--Usmclayes sous bois gymnastique artistique	31.2	37.4	36.5	36.7	141.8
12	Artannes	37--Gymnastique enfants artannes	31.7	31.9	31.7	37.6	132.9





5.2. Résultats individuels

	Gymnaste	Equipe	Annee					Total
1	BARAKA AMINA	Douai	2000	11.6	13.5	12.8	13.3	51.2
2	LAGET MARION	Pierrelatte	2002	11.5	12.9	13.1	13.3	50.8
3	DEBOVES VICTORIA	Houdan	2003	12.0	13.2	12.8	12.1	50.1
4	GARDEBIEN TIANA	Fresnes	2001	12.8	12.6	12.2	12.4	50.0
	TILMANT SHANA	Pierrelatte	2000	11.1	13.1	12.9	12.9	50.0
6	POUPENEY LUDIVINE	Mur es Allier	2000	12.0	12.9	12.2	12.5	49.6
	MOULIN MORGANE	Bagnols sur cèze	2005	11.3	12.6	12.8	12.9	49.6
8	BOUILLOT LEA	Cabestany	2006	12.5	12.6	12.5	11.9	49.5
	ZERBINI EVA	Riorges	2003	11.5	12.2	13.0	12.8	49.5
10	ALLEMAGNE ELISA	Irigny 1	2006	11.2	12.4	12.8	13.0	49.4
11	AUGER LUCIE	Houdan	2004	11.4	12.9	12.6	12.4	49.3
12	EVARD FLAVIE	Douai	2002	11.2	13.0	12.0	13.0	49.2
13	BLOT ANAÏS	Castelnau le lez	2003	11.4	12.3	12.8	12.3	48.8
14	ODEYER LISA	Pierrelatte	2005	10.9	11.8	12.8	13.0	48.5
15	AGRAIN JULIE	Irigny 1	2006	11.1	12.3	12.5	12.5	48.4
16	RENAUT DORINE	Pierrelatte	2004	11.6	11.0	12.5	13.0	48.1
17	SALVI ALICIA	Pierrelatte	2002	11.8	11.3	12.4	12.5	48.0
18	FORTIN CAMILLE	Houdan	2004	10.4	11.7	12.8	13.0	47.9
19	IYISABWE ITUZE BERSEN	Irigny 1	2006	11.0	11.1	13.0	12.4	47.5
20	PELIGRY LILI FLEUR	Castelnau le lez	2005	10.7	12.1	11.6	13.0	47.4
21	ABDOUL MELLECK MAYLIS	Les Clayes	2002	11.1	11.9	12.4	11.8	47.2
22	METEL VICTORINE	Douai	2004	10.4	10.6	12.9	13.2	47.1
23	MOREL CLARA	Irigny 1	2006	11.2	12.5	10.9	12.4	47.0
24	MEGEMONT JUSTINE	Mur es Allier	2001	11.1	11.8	12.0	12.0	46.9
25	THIRAVONG MEYNO	Fresnes	2006	10.5	11.8	11.9	12.4	46.6
	CALMES PERRINE	Cabestany	2003	10.5	12.3	12.0	11.8	46.6
	DARFIN YAËLLE	Castelnau le lez	2006	10.2	10.7	12.8	12.9	46.6





	TRONEL COLINE	Mur es Allier	2002	10.4	11.8	12.4	12.0	46.6
29	ROCHARD ELEONORE	Riorges	2002	11.1	10.7	12.6	12.1	46.5
	BOUKHENOUNA CALI	Bagnols sur cèze	2006	10.9	11.8	11.9	11.9	46.5
31	FROBERT ELISE	Riorges	2002	10.6	11.1	12.7	12.0	46.4
32	JARRIER-STETTIN JULIE	Les Clayes	2000	9.9	12.7	11.2	12.5	46.3
	YAPO AYA	Irigny 1	2006	10.3	12.7	12.2	11.1	46.3
34	RIVIERE MARIE	Les Clayes	1999	10.2	11.9	11.4	12.3	45.8
35	CADIER ELODIE	Bagnols sur cèze	2005	11.1	11.1	12.2	11.3	45.7
36	LEGO LAURA	Les Clayes	2002	9.7	11.6	12.4	11.9	45.6
37	ROY ZOÉ	Artannes	2004	10.3	11.4	9.7	13.3	44.7
38	PONTIEUX MYLANE	Douai	2003	11.0	12.1	10.3	11.1	44.5
39	PAGLI COLINE	Cabestany	2004	10.2	11.4	11.0	11.8	44.4
	COSTA BOÉ LEELOU	Castelnau le lez	2006	10.7	10.7	11.0	12.0	44.4
41	SOUCHET NEUMAN MORGANE	Les Clayes	2002	9.8	12.8	11.7	10.0	44.3
	LARQUEY NAIS	Cabestany	1999	9.8	11.2	11.3	12.0	44.3
	BURNICHON CHARLYNE	Riorges	2002	10.0	10.9	11.2	12.2	44.3
44	RENARD EMMA	Mur es Allier	2001	9.8	11.8	12.3	10.3	44.2
45	MATIAS LOAN	Artannes	2003	11.0	10.1	11.4	11.6	44.1
46	KASPER MARINE	Fresnes	2003	10.7	11.9	10.9	10.5	44.0
47	BOILEAU DORIANE	Fresnes	2002	11.2	11.5	9.2	11.8	43.7
48	RICHY AMANDINE	Houdan	2003	11.2	9.1	11.2	12.1	43.6
49	NOLLEVALLE LLORET EMMA	Cabestany	1999	11.9	11.5	11.1	8.9	43.4
50	DUPUY ROMANE	Artannes	2003	10.4	10.2	10.0	12.5	43.1
51	RICHARD JULIA	Artannes	2003	9.9	10.3	10.3	11.8	42.3
52	VINCENDEAU LAURA	Douai	2005	9.8	10.2	10.8	11.2	42.0
53	CAPPELL ANNA	Bagnols sur cèze	2004	9.7	10.3	11.5	10.4	41.9
54	LHUISSIER CELYA	Bagnols sur cèze	2004	9.4	12.3	8.7	11.4	41.8
55	AUCLAIR ANAELLE	Riorges	2002	10.6	10.4	10.9	9.4	41.3
56	GARDEBIEN ALYSSIA	Fresnes	1999	12.3	0.0	12.1	11.8	36.2
57	DESCAMPS LOU ANN	Castelnau le lez	2005	0.0	12.1	11.1	10.5	33.7
58	LOIZON CHARLOTTE	Artannes	2000	0.0	0.0	0.0	0.0	0.0

6. FEMININ NIVEAU5 11 + . SA_DA (B) (individuels)

6.1. Résultats par équipes

	Equipe	Club					Total
1	Othis	77--Co othis	42.9	44.2	44.1	45.3	176.5
2	Trets	13--Gymnastique sportive tretsoise	41.8	45.3	43.5	45.7	176.3
3	Houilles	78--Avant-Garde de Houilles	41.9	45.8	43.0	45.1	175.8
4	Perpignan	66--Uscm	41.1	45.6	43.4	45.5	175.6
5	Nivolas vermelle	38--Nivolas alep espoir gymnique	40.9	46.0	42.7	44.8	174.4
6	Fives	59--St maurice fives	39.4	45.5	44.6	43.3	172.8
7	Plessis paté	91--EGPP	41.8	42.1	41.3	45.0	170.2
8	Esvres	37--Gymnastique Sportive Esvres	41.7	41.7	42.4	43.0	168.8
9	Muret	31--Le Ralliement	40.6	43.1	41.4	42.3	167.4





6.2. Résultats individuels

	Gymnaste	Equipe	Annee					Total
1	GRAL CAMILLE	Houilles	1995	10.8	11.8	11.2	11.7	45.5
2	SPURGIN EMMA	Trets	2004	10.7	11.3	11.6	11.8	45.4
3	CLAUDET DELPHINE	Houilles	1988	10.3	12.1	10.7	12.0	45.1
4	USABELLI ELINA	Othis	2004	10.9	11.5	11.2	11.3	44.9
5	MC GROGAN MARGAUX	Perpignan	2001	10.4	11.8	11.3	11.3	44.8
6	COUTURIER ELÉA	Fives	2004	9.7	11.5	11.8	11.4	44.4
7	RUCHAUD MARINE	Othis	1997	11.1	10.7	11.2	11.3	44.3
8	BAILLEUX EMILY	Fives	1998	10.4	10.9	11.4	11.4	44.1
9	GAUDRY LEA	Othis	2001	10.8	11.1	11.1	11.0	44.0
	GALIFET COLINE	Nivolas vermelle	2001	10.4	11.8	10.8	11.0	44.0
11	GODZINSKI PAULINE	Trets	2004	10.2	11.4	10.6	11.5	43.7
	AMBROISE MARLENE	Nivolas vermelle	2003	10.2	11.3	10.7	11.5	43.7
13	MICHENET LAURE	Esvres	1997	10.6	10.9	10.8	11.2	43.5
14	PLA JULIE	Perpignan	2002	10.3	11.1	10.3	11.7	43.4
	KHEBIZI MALOU	Trets	2003	10.8	11.3	10.5	10.8	43.4
	CRIBELLIER NOA	Esvres	2003	11.0	10.2	11.4	10.8	43.4
17	PIOLAT LUDIVINE	Nivolas vermelle	2000	10.3	11.5	10.3	11.2	43.3
18	JOUSSIER MARINE	Trets	1996	10.1	11.3	10.2	11.6	43.2
19	BINTZ MAY LINE	Plessis paté	2005	10.8	11.4	9.3	11.6	43.1
	MARTEL MARGAUX	Perpignan	1997	9.9	11.4	11.0	10.8	43.1
	MOLEINS LISA	Nivolas vermelle	2000	10.0	11.4	10.6	11.1	43.1
22	SAVINE CHLOE	Perpignan	2003	10.1	10.4	10.7	11.7	42.9
23	LORPHELIN ALBANE	Houilles	1995	10.5	11.1	10.8	10.4	42.8
	LEMASSON EVE	Muret	2006	10.2	11.4	10.5	10.7	42.8
25	LARDY NOA	Othis	2004	9.9	10.5	10.6	11.5	42.5
26	BUREAU MARINE	Plessis paté	1992	10.3	9.8	11.1	11.2	42.4
	FREDERIC CLARA	Othis	2004	10.1	10.9	10.2	11.2	42.4
28	MORGADO CRISTIANA	Perpignan	2001	10.3	10.9	10.2	10.8	42.2
	SINSOULIEU TYFFEN	Fives	1998	9.7	11.7	10.7	10.1	42.2
	JAILLOT AMELIE	Nivolas vermelle	2004	10.0	10.8	10.6	10.8	42.2
31	MC GROGAN NINA	Perpignan	2005	9.6	11.3	10.4	10.8	42.1
	SINSOULIEU CYNDEL	Fives	2003	9.6	11.4	10.7	10.4	42.1


33	COLOMBANI LISE	Muret	2002	10.0	9.9	10.7	11.1	41.7
	BIQUET ALICE	Esvres	1998	10.1	11.0	10.0	10.6	41.7
35	DOS SANTOS ROXANE	Plessis paté	1991	10.2	10.9	9.6	10.7	41.4
36	ROUSSEAU TIPHANIE	Plessis paté	2000	9.8	10.0	10.0	11.3	41.1
37	NOEL GAU MAILYS	Muret	2003	9.9	10.5	10.2	10.3	40.9
38	KAMAR ELISA	Muret	2002	9.4	11.3	9.7	10.2	40.6
39	NOULIN ELISA	Trets	1996	8.4	11.2	10.6	10.3	40.5
40	GUIOL SOPHIE	Trets	2002	9.9	10.1	10.7	9.7	40.4
41	KACIMI SONIA	Houilles	1997	10.2	10.8	8.4	10.6	40.0
42	MONTAMAT ANAE	Muret	2002	10.5	9.7	10.0	9.7	39.9
43	PELLET CANDICE	Nivolas vermelle	2002	9.9	10.9	10.5	8.4	39.7
44	DO RIO EVA	Plessis paté	1999	10.3	8.2	10.2	10.9	39.6
45	HOFFMANN ANAELLE	Esvres	2004	9.9	9.6	10.2	8.9	38.6
46	POURNIN AUREORE	Houilles	1991	10.3	7.7	10.3	10.0	38.3
47	MAUFFRAIS LEA	Houilles	1995	9.3	9.9	8.2	10.8	38.2
48	MERMET JESSICA	Plessis paté	2003	10.4	6.8	10.0	10.6	37.8
	BOUVERET JULINE	Esvres	2003	10.0	9.5	7.9	10.4	37.8
50	MARILLIER ALISON	Othis	1999	9.9	7.1	10.1	10.3	37.4
51	ROBERT ANAIS	Muret	2001	0.0	0.0	0.0	0.0	0.0
	COSSON OCEANE	Esvres	1998	0.0	0.0	0.0	0.0	0.0

7. FEMININ NIVEAU5 11 + . SA_DA (individuels)

7.1. Résultats par équipes

	Equipe	Club					Total
1	Halluin	59--Halluin	44.4	46.8	39.7	46.5	177.4
2	Chilly Morangis	91--Cgmc	42.7	45.1	42.6	45.8	176.2
3	Jonage	69--E.s.j gymnastique artistique	41.7	45.0	42.5	45.7	174.9
4	St Priest	69--Gymnique association saint priest	40.4	45.6	42.3	45.9	174.2
5	Bordeaux CAM	33--C A M Bordeaux section gym artistique	43.5	44.2	40.0	44.4	172.1
6	Osny	95--Espoirs gymniques d'osny	41.8	43.5	42.2	44.4	171.9
7	Vénissieux	69--Cmo vénissieux	41.5	45.6	42.2	41.6	170.9
8	Tonneins	47--Gym pour tous sj tonneins	41.5	42.7	41.1	44.3	169.6
9	Champigny	94--RSCChampigny gym	41.0	44.1	40.6	43.7	169.4
	Portet sur garonne	31--Portet gym	39.5	45.0	40.9	44.0	169.4
11	LUC gym	59--Luc gym	40.1	43.0	41.8	44.4	169.3
12	Laverune	34--Gymnastique foyer rural laverune	43.0	40.1	40.9	44.8	168.8
13	Gerland Mouche	69--A. L. gerland mouche	40.8	46.2	38.4	43.1	168.5
	Couzeix	87--Couzeix gym	40.5	42.5	41.4	44.1	168.5
15	La chatre	36--Union sportive la chatre	42.7	41.4	37.7	43.1	164.9
16	Artannes 1	37--Gymnastique enfants artannes	39.7	42.4	38.6	43.9	164.6

7.2. Résultats individuels




	Gymnaste	Equipe	Annee					Total
1	SOLLACARO LUCIE	Chilly Morangis	1998	10.9	11.7	10.8	11.7	45.1
2	DA SILVA MELANIE	St Priest	2004	10.3	11.6	11.1	11.5	44.5
	FONBONNE LAURINE	Couzeix	1997	10.1	12.0	10.8	11.6	44.5
4	MEULENYZER CAROLINE	Jonage	1984	10.4	11.5	10.9	11.5	44.3
5	LEBRAS STEPHANIE	Vénissieux	1995	10.7	11.8	10.9	10.7	44.1
6	CURE-MARTIN AUDACE	St Priest	1996	10.2	11.9	10.5	11.4	44.0
	BANSARD LUCILE	Laverune	1991	11.2	10.5	10.5	11.8	44.0
8	JAUMONET MATHILDE	Jonage	1997	10.3	11.3	10.5	11.8	43.9
	PONSONNET LAURINE	Jonage	1985	10.3	11.3	10.6	11.7	43.9
	ANDREO MANON	Laverune	1996	11.3	11.1	10.0	11.5	43.9
	DEVYNCK EMELINE	Halluin	1999	10.3	11.8	10.1	11.7	43.9
12	LORMELE MARINE	Chilly Morangis	2004	10.6	11.3	10.4	11.5	43.8
	THOREL LOU ANN	Halluin	1999	11.4	11.8	8.9	11.7	43.8
14	CANCES ALICE	Chilly Morangis	2004	10.3	11.0	11.0	11.4	43.7
	BRAZ MAELLE	Halluin	2000	11.0	11.4	10.2	11.1	43.7
16	PIERRE LAURY	Bordeaux CAM	1997	11.0	11.3	10.1	11.2	43.6
17	RAULT MAELYS	Osny	1994	10.6	11.1	10.7	11.0	43.4
18	LECANU ANDREA	Osny	1998	11.0	10.7	10.3	11.2	43.2
19	GLUAIIS LEAH	Bordeaux CAM	1999	11.1	11.4	10.0	10.6	43.1
20	LONGERE CHLOE	St Priest	2003	9.8	11.6	10.3	11.3	43.0

	VERCHERIN LUCE	LUC gym	1998	10.3	10.8	10.9	11.0	43.0
	MONTARIOL TONIN LAURIE	Portet sur garonne	1998	9.8	11.6	10.6	11.0	43.0
	BERRON JEANNE	Bordeaux CAM	1997	10.9	10.8	9.9	11.4	43.0
24	MONTANO LAURINE	Tonneins	1999	10.3	11.7	10.3	10.6	42.9
25	DUMONT EMMA	Jonage	2002	10.7	10.9	10.5	10.7	42.8
26	KAYADJANIAN NELLI	Vénissieux	2005	11.0	11.1	10.3	10.3	42.7
	CHIBRAC LINE	Halluin	2000	10.0	11.8	9.9	11.0	42.7
28	ROBIN MAYA	Gerland Mouche	1998	10.7	11.5	9.5	10.8	42.5
	VERGEAUD AMANDINE	Couzeix	1997	10.0	11.0	10.2	11.3	42.5
30	SANCHEZ MARLENE	Champigny	1992	9.8	11.8	9.6	11.2	42.4
	DOUARD LAURIE	Portet sur garonne	1994	9.6	11.3	10.4	11.1	42.4
	BOIVIN LINA	Halluin	2003	11.1	10.3	9.5	11.5	42.4
33	CHIQUERAY LUCIE	Tonneins	1997	10.8	9.9	10.3	11.3	42.3
34	NAUDE LUNA	Chilly Morangis	1998	9.9	11.0	10.4	10.8	42.1
	NAEGELY MAEVA	Portet sur garonne	1996	9.9	11.2	9.9	11.1	42.1
36	HSSINI MYRIAM	Osny	2000	9.9	10.0	10.8	11.1	41.8
	HASSE LYNDA	Vénissieux	2000	9.9	11.2	10.3	10.4	41.8
38	CATHERINE CLAIRE	Champigny	1992	10.3	10.8	9.9	10.7	41.7
	COUSIN CAMILLE	LUC gym	2001	9.9	11.0	9.9	10.9	41.7
	LATAPIE LÉA	Artannes 1	2001	10.0	10.8	9.6	11.3	41.7
41	FRESQUET MATHILDE	Osny	2002	9.7	10.7	10.1	11.1	41.6
	REBEYROL EMMA	Osny	2000	10.1	11.0	10.4	10.1	41.6
	ADAM ALICE	Gerland Mouche	1997	10.0	11.3	9.5	10.8	41.6
	DUPONT LILOU	Bordeaux CAM	2001	9.9	10.7	10.0	11.0	41.6
45	LEVY AUDREY	Chilly Morangis	1999	9.6	11.1	9.6	11.2	41.5
	MARZE LOU	Gerland Mouche	2002	10.1	11.3	9.9	10.2	41.5
	BENCHERIF ANAIS	Vénissieux	2004	9.9	11.5	10.4	9.7	41.5
	BENOIT EMILIE	Halluin	1994	10.9	10.5	8.5	11.6	41.5
49	BEKAKCHA LOLITA	Gerland Mouche	1999	9.7	11.6	9.5	10.6	41.4
	BOURGINE CLEMENCE	Bordeaux CAM	2001	10.5	10.4	9.7	10.8	41.4
	DUMAS JULIETTE	La chatre	2001	10.7	10.6	9.1	11.0	41.4
52	MEGNIGBETO ERYNE	St Priest	2001	10.1	10.5	8.9	11.7	41.2
	MONTAZ-ROSSET CLEMENCE	Champigny	1993	10.1	10.8	10.0	10.3	41.2
	DURAND ANNE-LISE	Artannes 1	1982	9.7	10.5	10.1	10.9	41.2
55	MATHURIN LEANE	St Priest	2003	9.3	10.2	10.4	11.2	41.1
	BOUVART ANNE-SOPHIE	Champigny	1993	10.5	9.6	10.1	10.9	41.1
57	BEAL JULIE	Gerland Mouche	2000	10.0	11.8	8.3	10.9	41.0
58	DEQUEKER MARIE	LUC gym	2002	9.1	10.4	11.2	10.1	40.8
	PLAINE NAELLE	Artannes 1	2000	10.1	10.6	9.4	10.7	40.8
	AUSSOURD LEA	La chatre	2003	10.9	9.4	10.0	10.5	40.8
	PIERROT EMMA	Couzeix	1998	10.0	9.2	10.4	11.2	40.8
62	MERCIER JUSTINE	Osny	2000	10.1	10.5	9.6	10.5	40.7
	OUDDJALAI INES	LUC gym	2017	9.6	10.1	9.8	11.2	40.7
	PIOTAIX LISA	Couzeix	2000	10.4	10.3	10.0	10.0	40.7
65	MEIZE MELANIE	Tonneins	1996	10.4	10.7	8.4	11.1	40.6
66	MAGES CLARA	Portet sur garonne	2000	9.0	10.9	9.8	10.8	40.5
	CAPEL AGATHE	La chatre	2002	10.6	10.1	9.4	10.4	40.5
68	CHANANE MAELLE	Champigny	2004	10.1	10.4	9.0	10.9	40.4
	LAGOUTTE MELANIE	Champigny	1988	8.8	10.7	10.6	10.3	40.4
70	POLBLANC CLAIRE	Portet sur garonne	1989	9.6	10.1	10.0	10.6	40.3
71	CADOT MORGANE	Artannes 1	1987	9.9	10.5	9.2	10.6	40.2
72	OUAZZANI HANA	LUC gym	2000	10.3	10.8	7.6	11.3	40.0
	DUPONT MAELLE	Vénissieux	2000	9.6	11.1	10.1	9.2	40.0
74	MOREAU AMANDINE	La chatre	2004	9.9	10.0	9.0	10.9	39.8
75	RUSLI ANDREA	St Priest	1990	9.7	9.6	9.1	11.3	39.7





	RODRIGUEZ VICTORIA	Gerland Mouche	2000	9.5	10.6	9.4	10.2	39.7
77	TARAIRE OPHÉLIE	Laverune	1995	10.7	8.0	10.2	10.7	39.6
	PERRIER CORALINE	La chatre	2001	10.1	10.7	9.2	9.6	39.6
79	DASILVA LEA BOLENGWA	Chilly Morangis	2004	10.9	10.1	10.3	8.0	39.3
80	PLISSON ELSA	Artannes 1	1994	9.5	9.9	8.6	10.9	38.9
	D'AQUINO ILHONA	Tonneins	1997	8.7	10.4	10.2	9.6	38.9
82	MRABBAJ HANNA	Tonneins	2001	10.0	7.9	9.6	11.3	38.8
83	ENEL VIRGINIE	Bordeaux CAM	1993	9.6	10.6	8.3	10.2	38.7
84	MOTARD HELENE	Artannes 1	1988	9.1	9.2	9.5	10.8	38.6
	OLLIVIER ANNA	Vénissieux	2001	9.2	8.6	10.6	10.2	38.6
	REVELON OCEANE	La chatre	2004	10.5	9.2	8.2	10.7	38.6
87	LOUBARIE EVA	Portet sur garonne	2006	10.2	9.5	8.5	10.1	38.3
	VINCENT ALEXIA	Tonneins	1993	9.9	7.7	10.3	10.4	38.3
89	CORNUAU LUNA	Jonage	1998	9.7	8.4	8.9	10.6	37.6
90	AUDUC SOPHIE	Jonage	1981	9.9	9.5	8.7	9.4	37.5
91	CARDONA AURELIE	Laverune	1989	8.5	8.8	9.3	8.5	35.1
92	MABILLY LORELY	Laverune	1997	8.7	4.0	10.2	10.8	33.7
93	LELOUP ESTELLE	Laverune	1994	9.8	9.7	9.6	0.0	29.1
94	DESCHODT EUGÉNIE	LUC gym	2000	0.0	0.0	0.0	0.0	0.0
	DEVILLEGER HANAE	Couzeix	2002	0.0	0.0	0.0	0.0	0.0

8. FEMININ NIVEAU5 11-18 ans . SA_DA (B) (individuels)

8.1. Résultats par équipes

	Equipe	Club					Total
1	Limonest	69--A.S.C.J.L. Limonest	41.6	43.8	46.3	45.9	177.6
2	Portet sur garonne	31--Portet gym	41.6	46.1	43.5	46.0	177.2
3	Bailleul	59--Avenir de bailleul	42.1	44.5	42.5	45.8	174.9
4	St laurent du pont	38--La Cartusienne	40.8	46.2	42.5	44.0	173.5
5	Dammarie	77--Etoile sportive de dammarie les lys	40.6	44.8	41.2	44.1	170.7
6	Villeneuve sur Lot	47--Cercle gymnique villeneuvois	41.2	43.0	41.6	44.2	170.0
7	Muret	31--Le Ralliement	40.9	41.6	42.0	43.6	168.1
8	Chappes LG	63--Chappes Limagne Gym	40.1	42.4	40.5	44.2	167.2
9	Mur es Allier	63--CIG Mur es allier	40.0	38.4	42.3	42.1	162.8

8.2. Résultats individuels

	Gymnaste	Equipe	Annee					Total
1	CRETEUR LEILA	St laurent du pont	2000	11.0	12.1	11.6	11.9	46.6
2	DELAVIER LOU	Bailleul	2002	11.4	11.7	11.2	11.9	46.2
3	CATHERINE HANNA	Limonest	2001	10.8	11.0	11.8	11.8	45.4
4	GRISONI JULIETTE	Portet sur garonne	2000	10.5	11.9	11.1	11.7	45.2
5	GATEL ROMANE	Portet sur garonne	2002	10.0	11.6	11.2	11.9	44.7
6	BUGAT VALENTINE	Villeneuve sur Lot	2003	10.5	11.4	10.6	11.6	44.1
	BORDET LOU	Limonest	2002	9.8	10.6	11.8	11.9	44.1
8	TIRARD COLLET NAOMIE	St laurent du pont	2003	10.9	11.7	10.8	10.6	44.0
9	CHAINAY ELSA	Dammarie	2003	10.6	11.6	10.1	11.5	43.8
10	PETIT CHARLOTTE	Portet sur garonne	2001	10.4	11.5	10.6	11.0	43.5
11	GOBY CHLOE	Dammarie	2002	10.0	11.6	10.6	11.2	43.4
12	BAILLEUL JULIE	Bailleul	2003	10.5	10.7	10.7	11.3	43.2
13	GARCIA MARTINEZ LISA	Muret	2003	10.6	10.6	10.7	11.0	42.9
	MAGAND LIINA	Limonest	2005	9.7	11.1	11.2	10.9	42.9
15	GRASSET NOEMIE	Portet sur garonne	2002	10.7	10.3	10.2	11.4	42.6
16	LECOEUCHE LUCILE	Bailleul	2003	10.3	10.9	9.9	11.3	42.4
17	RISSE ELSA	Villeneuve sur Lot	2003	10.2	10.2	11.1	10.8	42.3
	GOMICHELON ZOE	Limonest	2002	10.5	10.2	10.3	11.3	42.3
	HONTAAS-BERTHOUX LILOU	Limonest	2004	10.3	11.1	11.1	9.8	42.3
	RENDU TESS	Limonest	2004	10.0	10.2	11.5	10.6	42.3
21	COLOME CHARLOTTE	Muret	2002	10.3	10.7	10.1	11.1	42.2
	GRENET LOUANE	Chappes LG	2004	9.5	11.0	10.8	10.9	42.2
23	BONNIFAY CHARLOTTE	Dammarie	2001	9.8	10.9	10.5	10.8	42.0
24	COCHET ALYSSIA	Chappes LG	2006	10.1	10.5	10.5	10.8	41.9
25	DEPREZ CHARLOTTE	Bailleul	2005	9.9	10.1	10.7	10.9	41.6
	CAILLAUD LEANE	Villeneuve sur Lot	2001	10.4	10.6	9.9	10.7	41.6
	TEXEREAU JULIA	Villeneuve sur Lot	2000	10.1	10.8	10.0	10.7	41.6
28	BEN AMARA LINA	Muret	2003	10.0	9.9	10.8	10.7	41.4
29	PECHAUD LUCIE	Portet sur garonne	2001	10.0	11.1	10.6	9.5	41.2
	RAMADE CAMILLE	Mur es Allier	1999	9.9	9.0	11.0	11.3	41.2
31	BARIBAUD LUCIE	Muret	2003	10.0	10.4	9.9	10.8	41.1

	SIMONNET EMMANUELLE	St laurent du pont	2004	9.1	11.3	9.7	11.0	41.1
33	PAGES ESTELLE	Chappes LG	2005	10.3	10.5	8.6	11.6	41.0
34	BREUIL CHARLOTTE	Mur es Allier	2003	10.4	10.4	10.1	10.0	40.9
35	RENARD LISE	Mur es Allier	2003	9.7	9.1	10.7	10.9	40.4
36	DEFEUILLET LISA	Muret	2004	9.7	9.3	10.4	10.7	40.1
37	SERVETTE OCEANE	Dammarie	2004	10.2	10.7	9.8	9.3	40.0
	RIMET JUDITH	St laurent du pont	2000	8.2	11.1	10.4	10.3	40.0
39	NOVARINI CLARICE	Villeneuve sur Lot	2001	9.1	9.3	9.5	11.1	39.0
	DUGAIT GABRIELLE	Chappes LG	2001	9.8	9.2	9.1	10.9	39.0
41	PEREIRA MAELYS	Mur es Allier	2001	10.0	9.1	9.3	9.9	38.3
42	THEVENET LAURINE	Portet sur garonne	2002	9.8	8.3	9.4	10.5	38.0
43	SCHOPPHOFF ALISSA	Dammarie	2003	8.7	8.2	10.0	10.6	37.5
44	VAN GOETHEM ROMANE	Bailleul	2003	0.0	10.5	9.0	11.3	30.8
45	TUYBENS MAEVA	Bailleul	2004	9.6	11.2	9.7	0.0	30.5
46	POULAIN CAMILLE	Chappes LG	2004	9.9	10.4	10.1	0.0	30.4
	BOUAZOUZI EMMA	St laurent du pont	2000	9.8	10.1	0.0	10.5	30.4
48	FOUILLIT IRIS	Mur es Allier	2003	0.0	9.8	10.5	7.5	27.8
49	BERGIA MATHILDE	Muret	2003	0.0	0.0	0.0	0.0	0.0
	HEYRAUD CAROLINE	Mur es Allier	2001	0.0	0.0	0.0	0.0	0.0
	MAZABRARD JULIE	St laurent du pont	1999	0.0	0.0	0.0	0.0	0.0