








Résultats de la compétition
Finale Départementale Finalité Nationale
HALLUIN
2 et 3 février 2019

1. FEMININ NIVEAU1 11-18 ans . SA_DA (individuels)

1.1. Résultats par équipes








	Equipe	Club					Total
1	Haubourdin	59--Haubourdin gym	22.8	36.9	22.4	25.4	107.5

1.2. Résultats individuels








	Gymnaste	Equipe	Annee					Total
1	DELCOURT LILOU *	Cysoing 1 (indiv) (indiv)	2004	12.7	12.2	12.6	13.8	51.3
2	SALGADO ELOANE	Haubourdin	2005	11.4	12.8	13.3	13.0	50.5
3	MENU FAUSTINE	Haubourdin	2003	11.4	10.8	9.1	12.4	43.7
4	FOURNIER HELOISE	Haubourdin	2003	0.0	13.3	0.0	0.0	13.3
5	AVELANGE MANON	Haubourdin	2004	0.0	0.0	0.0	0.0	0.0
	DEFAUX MAELIS	Haubourdin	2003	0.0	0.0	0.0	0.0	0.0

2. MASCULIN NIVEAU1 11 + . SA_DA (individuels)

2.1. Résultats par équipes







	Equipe	Club								Total
1	LUC gym	59--Luc gym	9.9	21.4	23.6	12.1	0.0	17.3	84.3	

2.2. Résultats individuels







	Gymnaste	Equipe	Anne e								Total
1	DESWARTE JONATHAN	LUC gym	1991	9.9	11.0	12.4	12.1	0.0	7.3	52.7	
2	DELGATTE PIERRE	LUC gym	1988	0.0	10.4	11.2	0.0	0.0	10.0	31.6	
3	PLANCQ ARTHUR	LUC gym	1998	0.0	0.0	0.0	0.0	0.0	0.0	0.0	
	ROELANDTS NICOLAS	LUC gym	1981	0.0	0.0	0.0	0.0	0.0	0.0	0.0	

3. MASCULIN NIVEAU4 11-18 ans . SA_DA (individuels)

3.1. Résultats par équipes





	Equipe	Club							Total
1	Cysoing	59--Progres cysonien	36.3	34.3	38.9	34.6	36.8	36.8	217.7
2	Lille	59--CGLille	28.0	26.3	32.6	31.2	27.1	29.8	175.0

3.2. Résultats individuels





	Gymnaste	Equipe	Anne e							Total
1	MOSSE RUBEN	Cysoing	2003	12.1	11.2	13.0	11.7	12.2	12.2	72.4
	VANGHELLE CHARLES	Cysoing	2002	12.4	11.4	12.7	11.8	11.8	12.3	72.4
3	LIBERKOWSKI FELIX	Cysoing	2004	11.8	11.7	13.2	10.7	12.5	12.3	72.2
4	VANASTEN MATHIS	Cysoing	2003	10.6	9.9	12.1	11.1	11.7	10.7	66.1
5	VAN WYNENDAELE TITOUAN	Cysoing	2004	9.5	9.6	12.0	10.5	12.1	8.4	62.1
6	DODANE AUGUSTIN	Lille	2005	8.4	8.1	10.8	9.9	10.9	9.9	58.0
7	TOURBEZ SIMEON	Lille	2003	0.0	7.9	11.7	10.2	7.8	10.3	47.9
8	BIERENT VINY	Lille	2007	9.3	6.4	9.9	10.2	8.0	0.0	43.8
9	PENNEL SANCHEZ DIEGO	Lille	2007	10.3	9.9	0.0	10.8	8.2	0.0	39.2
10	LEPINAY ARI	Lille	2004	0.0	8.3	10.1	0.0	0.0	9.6	28.0

4. FEMININ NIVEAU3 11-18 ans . SA_DA (individuels)

4.1. Résultats par équipes





	Equipe	Club					Total
1	Haubourdin	59--Haubourdin gym	33.4	37.2	37.3	39.1	147.0
2	Lambersart	59--SMG Lambersart	32.3	34.4	38.1	39.7	144.5

4.2. Résultats individuels





	Gymnaste	Equipe	Annee					Total
1	HILLAIRET CLEMENCE	Lambersart	2004	11.0	12.3	12.5	13.6	49.4
2	DEBRUYNE JULIE	Haubourdin	2001	10.6	12.5	12.5	13.2	48.8
3	LISSY MAUREEN	Haubourdin	2001	10.8	12.3	11.8	13.1	48.0
4	LENGLART MAELLE	Haubourdin	2002	11.0	11.6	12.5	12.8	47.9
5	TALON LISE	Haubourdin	2003	11.3	12.4	11.2	12.8	47.7
6	MARTEL LENA	Lambersart	2001	10.9	11.5	13.3	11.2	46.9
7	PRAUD NINA	Lambersart	2002	10.4	10.6	12.3	13.2	46.5
8	MENU CARLA	Lambersart	2004	10.1	7.6	11.7	12.9	42.3
9	ANDRAUD MARGAUX	Haubourdin	2001	11.1	12.0	12.3	0.0	35.4

5. FEMININ NIVEAU4 11 + . SA_DA (individuels)

5.1. Résultats par équipes





	Equipe	Club					Total
1	Douai	59--Douai	33.9	35.9	38.1	38.2	146.1
2	Halluin	59--Halluin	35.1	37.9	36.9	35.9	145.8
3	Loos	59--Loos	34.0	35.9	36.5	38.2	144.6
4	Fives	59--St maurice fives	31.8	34.1	36.3	36.4	138.6

5.2. Résultats individuels




	Gymnaste	Equipe	Annee					Total
1	THOREL LOU ANN	Halluin	1999	12.8	12.5	12.6	11.8	49.7
2	WIDHEM ALEXANDRA	Douai	1999	11.4	12.4	12.2	12.9	48.9
3	COUTURIER ELÉA	Fives	2004	10.5	12.0	12.6	12.7	47.8
	SOARES ANNA-LYDIA	Loos	1998	10.9	11.7	12.4	12.8	47.8
5	COUILLEZ VALENTINE	Douai	2001	11.1	11.8	13.0	11.8	47.7
	VAROQUI JADE	Douai	2003	11.3	11.7	12.0	12.7	47.7
7	RABATE ARIANE	Loos	2004	11.0	11.8	12.2	12.5	47.5
8	BENOIT EMILIE	Halluin	1994	11.4	11.5	12.5	12.0	47.4
9	CATTEAU MARINE	Halluin	2004	10.9	12.5	11.7	12.1	47.2
10	SIX LEA	Halluin	2003	10.9	12.4	11.8	11.7	46.8
11	DEVYNCK EMELINE	Halluin	1999	10.8	12.9	11.1	11.4	46.2
12	BAILLEUX EMILY	Fives	1998	10.9	10.9	11.9	12.3	46.0
13	METEL LOUISE	Douai	1999	10.4	11.5	12.3	11.5	45.7
14	DE CROCK MAHAUT	Loos	2002	11.3	11.8	11.9	10.6	45.6
15	BENSMIDA SIRINE	Douai	1999	11.2	8.6	12.8	12.6	45.2
16	SINSOULIEU TYFFEN	Fives	1998	10.4	11.2	8.2	11.4	41.2
17	SINSOULIEU CYNDEL	Fives	2003	10.0	6.2	11.8	9.4	37.4
18	ARONDAL STACY	Loos	1992	11.7	12.3	0.0	12.9	36.9
19	DUBREUCQ JUSTINE	Fives	1999	0.0	0.0	0.0	0.0	0.0
	MOUANGA KANDA EMMA DIVINE	Loos	2006	0.0	0.0	0.0	0.0	0.0

6. FEMININ NIVEAU5 11-18 ans . SA_DA (individuels)

6.1. Résultats par équipes

	Equipe	Club					Total
1	Hazebrouck	59--GYM' FLANDRE	42.6	43.1	44.3	46.3	176.3
2	Wattrelos	59--La patriote de wattrelos	41.9	44.6	42.9	44.6	174.0
3	Douai	59--Douai	39.8	43.6	45.3	44.8	173.5
4	Lambersart	59--SMG Lambersart	39.9	44.5	43.2	44.7	172.3

6.2. Résultats individuels

	Gymnaste	Equipe	Annee					Total
1	LEFEBVRE CHLOE	Hazebrouck	2002	11.0	11.2	11.7	11.8	45.7
2	LECU TIPHAINE *	Douai 1 (indiv) (indiv)	2006	10.9	10.5	11.7	11.6	44.7
3	NOCEK SOLANE	Wattrelos	2005	10.1	11.8	11.1	11.6	44.6
4	DEVRIERE SARAH	Wattrelos	2003	10.9	11.8	10.8	10.8	44.3
5	BOUCHARD MARIE	Hazebrouck	2002	10.7	10.9	11.0	11.3	43.9
6	YONNET LEA	Lambersart	2001	10.0	11.2	10.7	11.7	43.6
7	AUVERLOT EMMA	Douai	2004	9.7	10.9	11.6	11.3	43.5
	FRAMERY NOEMIE	Hazebrouck	2001	10.0	10.7	11.2	11.6	43.5
9	BAILLY LOLA	Lambersart	2000	10.3	11.0	10.6	11.3	43.2
	TISON AMBRINE	Douai	2004	10.3	10.7	10.4	11.8	43.2
11	LAGNY EMMA	Hazebrouck	2005	10.4	10.3	10.4	11.5	42.6
12	SMET ORNELLA	Wattrelos	2005	10.7	10.1	10.8	10.9	42.5
13	BEBIN KARELLE	Wattrelos	2003	9.9	10.9	10.2	11.3	42.3
14	MOREL CASSANDRE	Lambersart	2002	10.1	10.3	11.1	10.7	42.2
	DUPONT VALENTINE	Douai	2002	10.3	10.7	11.7	9.5	42.2
16	VANDEWIELE CELESTE *	Lambersart 1 (indiv) (indiv)	2001	9.9	10.7	10.0	11.5	42.1
17	VANHEE LOUISE	Hazebrouck	2001	10.1	10.3	10.2	11.4	42.0
18	FASSARD ZOELIE	Douai	2002	9.5	10.4	11.0	10.6	41.5
19	HENNION AMELIE	Lambersart	2002	9.5	10.7	9.3	11.0	40.5
20	BEAUVISAGE CLARA	Douai	2002	0.0	11.3	11.0	11.1	33.4
21	ALLAEYS EVE	Hazebrouck	2002	10.5	0.0	10.3	10.7	31.5
22	DECONINCK OCEANE	Wattrelos	2002	10.2	0.0	9.8	10.8	30.8
23	FLAN AMELIE	Lambersart	2000	0.0	11.6	10.8	0.0	22.4
24	VANBERGUE PAULINE	Wattrelos	2003	0.0	6.2	0.0	10.8	17.0
25	GREMEZ CLAIRE	Lambersart	2000	0.0	0.0	0.0	0.0	0.0
	MONNIER MADELINE	Douai	2002	0.0	0.0	0.0	0.0	0.0

7. MASCULIN NIVEAU4 11 + . SA_DA (individuels)

7.1. Résultats par équipes







	Equipe	Club							Total
1	Douai	59--Douai	35.5	32.7	34.6	33.0	36.3	34.3	206.4
2	Calais	62--Etoile de Calais	33.6	32.3	35.1	35.5	32.9	34.1	203.5
3	Mouvaux	59--Association Sportive Mouvalloise	31.7	26.9	35.0	31.8	36.6	32.6	194.6
4	LUC gym	59--Luc gym	32.5	26.5	37.4	32.8	32.5	27.7	189.4

7.2. Résultats individuels







	Gymnaste	Equipe	Anne e							Total
1	PHILIPPE THOMAS *	Sallaumines 1 (indiv) (indiv)	1998	12.5	11.3	13.1	11.5	12.9	11.6	72.9
2	VASSE LUDWIG	Calais	1996	12.8	10.9	13.1	12.3	11.9	11.8	72.8
3	LECOMTE DORIAN	Douai	1997	11.3	11.5	12.4	11.6	12.6	11.8	71.2
4	COASNE FRANÇOIS	Douai	1991	12.3	11.0	12.0	10.3	12.2	12.1	69.9
5	DA SILVA THOMAS	Mouvaux	1983	12.1	10.7	11.8	11.0	12.2	11.7	69.5
6	DUCLOY THOMAS	Calais	2000	10.2	11.3	11.4	12.7	11.4	11.9	68.9
7	FOURNIER LOUIS	LUC gym	2005	12.2	8.9	12.6	11.1	11.9	10.5	67.2
8	WARET QUENTIN	Douai	1995	11.9	10.2	10.2	11.1	11.5	10.4	65.3
9	DEPRAETER ALEXANDRO	Mouvaux	2000	10.0	8.8	11.0	10.8	11.8	11.9	64.3
10	MELLARD ALLAN	Mouvaux	1996	9.6	7.4	12.2	10.0	12.6	9.0	60.8
11	WARGNIER LOUP	LUC gym	2004	8.6	9.7	12.6	11.0	10.4	8.1	60.4
12	leplus joss	LUC gym	2003	8.6	7.9	12.2	10.5	9.7	6.5	55.4
13	LOUISON TIBO	Calais	2006	10.6	6.9	9.1	10.5	9.6	8.3	55.0
14	SANTI JULIEN	LUC gym	1981	11.7	7.8	0.0	10.7	10.2	9.1	49.5
15	MIONNET OLIVIER	Calais	1979	4.5	10.1	10.6	0.0	8.4	10.4	44.0
16	HOTTOIS CHRISTOPHER	Mouvaux	2000	0.0	6.3	8.3	0.0	9.2	7.3	31.1
17	EL MOUDNI HAZIM	Calais	1997	0.0	0.0	0.0	0.0	0.0	0.0	0.0
	PEUGNIEZ MORGAN	LUC gym	1999	0.0	0.0	0.0	0.0	0.0	0.0	0.0
	*	LUC gym 1 (indiv) (indiv)	2018	0.0	0.0	0.0	0.0	0.0	0.0	0.0
	FAUVERNIER GUILLAUME	Douai	1997	0.0	0.0	0.0	0.0	0.0	0.0	0.0
	LELEU ALEXANDRE	Douai	2001	0.0	0.0	0.0	0.0	0.0	0.0	0.0

8. MASCULIN NIVEAU3 11 + . SA_DA (individuels)

8.1. Résultats par équipes

	Equipe	Club							Total
1	Halluin	59--Halluin	37.8	27.6	38.5	35.4	36.4	34.6	210.3
2	Wattrelos	59--La patriote de wattrelos	29.2	22.2	24.9	33.1	22.2	26.8	158.4

8.2. Résultats individuels





	Gymnaste	Equipe	Année							Total
1	GADEYNE NICOLAS	Halluin	2000	12.9	10.9	13.1	12.4	12.8	11.3	73.4
2	ROLAND GREGORY	Wattrelos	1994	10.1	11.6	11.7	11.8	12.4	12.7	70.3
3	PEREIRA DE REZENDE ANTHONY	Halluin	2002	11.3	10.1	12.2	11.8	11.5	11.5	68.4
4	VANOVERBERGUE KEVIN	Halluin	1992	12.1	4.4	13.2	10.8	12.1	11.8	64.4
5	VIANE SYLVAIN	Halluin	1989	12.8	6.6	11.6	11.2	11.1	11.0	64.3
6	N TELA SIMON	Wattrelos	1999	10.0	5.6	7.1	10.9	7.3	7.3	48.2
7	POTTIER MAXENCE	Wattrelos	2002	9.1	5.0	6.1	10.4	2.5	6.8	39.9
8	POTTIER ROMAIN	Wattrelos	2000	0.0	0.0	0.0	0.0	0.0	0.0	0.0
	VAN-PRAET BRYAN	Wattrelos	1996	0.0	0.0	0.0	0.0	0.0	0.0	0.0
	VANOVERBERGHE ROMAIN	Halluin	1995	0.0	0.0	0.0	0.0	0.0	0.0	0.0

9. FEMININ NIVEAU6 11-18 ans . SA_DA (individuels)

9.1. Résultats par équipes





	Equipe	Club					Total
1	Mouvoux	59--Association Sportive Mouvilloise	40.1	43.2	41.3	44.3	168.9
2	Bailleul	59--Avenir de bailleul	40.5	38.4	42.2	45.0	166.1
3	Lille	59--CGLille	38.7	36.6	37.5	41.3	154.1
4	Orchies	59--La concorde orchies	37.6	35.3	29.8	37.7	140.4
5	LUC gym	59--Luc gym	19.4	24.0	30.6	30.6	104.6

9.2. Résultats individuels





	Gymnaste	Equipe	Annee					Total
1	DESCAMPS CAMILLE	Mouvoux	2003	10.2	11.2	10.1	11.3	42.8
2	LANGUE EUGENIE	Bailleul	2001	10.9	10.0	10.9	10.8	42.6
3	THOMAS FAUSTINE	Mouvoux	2002	10.5	10.8	10.0	11.1	42.4
4	DESCHAMPS ORIANE	Mouvoux	2004	10.1	10.9	10.1	10.7	41.8
5	HAKIMI LENA	LUC gym	2006	9.8	10.3	11.1	10.4	41.6
6	BELPALME EVA	Bailleul	2006	10.0	9.5	10.8	11.2	41.5
7	ZOURHLAL SELMA	LUC gym	2007	9.6	8.7	11.3	11.3	40.9
	VERSTRAETE CAMILLE	Mouvoux	2005	9.1	10.3	10.4	11.1	40.9
9	LADEN EMA	Bailleul	2004	9.6	10.2	9.5	11.5	40.8
10	LAUBIE CONSTANCE	Mouvoux	2003	9.3	10.1	10.3	10.7	40.4
11	ACHAHBAR ANISSA	Lille	2002	9.2	9.9	9.4	10.7	39.2
	VANMARCKE MAËLLE *	Mouvoux 1 (indiv) (indiv)	2005	9.6	9.4	9.1	11.1	39.2
13	LIBERAL JOSEPHINE	Lille	2002	9.8	10.1	8.2	11.0	39.1
14	COUDE ANNE	Bailleul	2003	8.9	8.7	10.1	11.2	38.9
15	SAAIDI ANNA	Bailleul	2002	10.0	7.4	10.1	11.1	38.6
16	RIZZO LUCIE	Orchies	2001	10.2	8.0	10.7	9.6	38.5
17	DUPUIS LIYA	Orchies	2003	9.0	10.0	9.3	10.1	38.4
18	DECLERCQ ALICIA	Bailleul	2004	8.9	8.0	10.4	10.7	38.0
19	DUMORTIER LEONIE	Orchies	2007	9.3	8.9	9.8	9.7	37.7
20	QUENON ZELIE	Lille	2003	8.9	8.6	9.9	10.0	37.4
21	DESCHAMPS VICTORYA	Mouvoux	2000	8.5	7.3	10.5	10.8	37.1
22	AUQUE ALEXANDRA	Lille	2002	9.6	7.1	9.9	9.6	36.2
23	VAN DE RIVIERE ALIX	Lille	2001	10.1	8.0	8.3	9.3	35.7
24	DONVEZ ISABELLA	Lille	2007	7.3	6.3	8.1	9.6	31.3
25	HENNESSY ELISE	Orchies	2007	9.1	8.4	0.0	8.3	25.8
26	HUGODOT HELOISE	LUC gym	2001	0.0	5.0	8.2	8.9	22.1
27	MARLIOT EUGENIE	LUC gym	2004	0.0	0.0	0.0	0.0	0.0
	WANTIEZ LOLA	LUC gym	2004	0.0	0.0	0.0	0.0	0.0
	PALAZZOLA LAURA	Orchies	2004	0.0	0.0	0.0	0.0	0.0
	WARTELLE HELOISE	Orchies	2006	0.0	0.0	0.0	0.0	0.0
	DEVRIENDT NOLWENN *	Bailleul 1 (indiv) (indiv)	2003	0.0	0.0	0.0	0.0	0.0
	ROUX LILY *	Mouvoux 1 (indiv) (indiv)	2004	0.0	0.0	0.0	0.0	0.0

10. FEMININ NIVEAU2 11-18 ans . SA_DA (individuels)

10.1. Résultats par équipes







	Equipe	Club					Total
1	Douai	59--Douai	34.9	33.3	39.5	39.5	147.2
2	LUC gym	59--Luc gym	34.0	34.2	36.2	36.6	141.0

10.2. Résultats individuels







	Gymnaste	Equipe	Annee					Total
1	EVARD FLAVIE	Douai	2002	11.5	11.9	13.2	13.9	50.5
2	METEL VICTORINE	Douai	2004	11.1	10.9	13.4	13.6	49.0
3	PLANCQ LOU ANN	LUC gym	2003	10.4	13.2	11.2	12.4	47.2
4	GLORIEUX ANNAELLE *	LUC gym 1 (indiv) (indiv)	2006	11.1	9.8	13.3	12.9	47.1
5	DECROIX CLEO	LUC gym	2004	12.4	10.3	12.5	11.7	46.9
6	WAGNER THAIS	LUC gym	2005	11.2	10.5	12.5	10.5	44.7
	VINCENDEAU LAURA	Douai	2005	11.1	8.7	12.9	12.0	44.7
8	PONTIEUX MYLANE	Douai	2003	12.1	10.5	11.4	10.5	44.5
9	COUILLEZ LOU-ANNE	Douai	2004	11.3	9.7	10.1	11.3	42.4
10	DEPRY SALOME	LUC gym	2005	0.0	10.5	10.9	12.5	33.9
11	FOVET ALIX	LUC gym	2002	0.0	0.0	0.0	0.0	0.0

11. MASCULIN NIVEAU5 11 + . SA_DA (individuels)

11.1. Résultats par équipes





	Equipe	Club							Total
1	Fives	59--St maurice fives	41.2	36.9	41.6	44.0	44.0	42.6	250.3
2	Douai	59--Douai	39.4	38.1	40.8	43.7	40.1	41.5	243.6
3	Wattrelos	59--La patriote de wattrelos	32.7	34.4	38.6	42.5	38.9	40.2	227.3

11.2. Résultats individuels





	Gymnaste	Equipe	Année							Total
1	LALLEMANT GAUTIER	Fives	2003	9.7	10.3	11.6	11.2	11.3	10.8	64.9
2	HERLEM LEO	Douai	2003	10.9	10.4	10.4	11.3	10.2	10.5	63.7
3	COUTURIER FLORIAN	Fives	2002	10.9	8.2	10.5	11.2	10.8	10.4	62.0
4	STREMSDOERFER GABRIEL	Douai	2003	9.9	9.5	10.5	11.0	10.2	10.3	61.4
5	COUTURIER QUENTIN	Fives	1999	9.6	8.7	10.2	10.8	10.8	11.0	61.1
6	BONTEMPS ARTHUR	Fives	1995	10.0	9.1	9.3	10.8	11.1	10.1	60.4
7	THIENPONT TRISTAN	Wattrelos	2007	9.0	9.5	10.1	10.9	10.2	10.2	59.9
	BOUCHER KIM	Fives	2003	10.6	8.8	8.7	10.6	10.8	10.4	59.9
9	OURAGHI ILIES	Douai	2001	8.3	9.1	10.5	10.5	10.9	10.2	59.5
10	LECOCQ MATTEO	Wattrelos	2006	8.8	8.7	9.9	10.5	10.0	10.2	58.1
11	DELFOSSIE LUCAS	Douai	2001	8.4	8.3	9.4	10.9	8.8	10.5	56.3
12	PLANCHON JACQUES	Douai	2007	10.2	9.1	9.0	10.0	6.4	8.7	53.4
13	LEDUC THOMAS	Wattrelos	2007	8.3	5.7	8.2	10.8	7.7	9.6	50.3
14	HOCHIN BRAYAN	Wattrelos	2005	6.1	7.3	8.4	10.3	7.8	9.9	49.8
15	VERNALDE SAMUEL	Wattrelos	2006	6.6	8.9	10.2	0.0	10.9	9.9	46.5
16	LEROY MAXIME	Fives	2006	0.0	0.0	0.0	0.0	0.0	0.0	0.0

12. FEMININ NIVEAU1 11 + . SA_DA (individuels)

12.1. Résultats par équipes





	Equipe	Club					Total
1	LUC gym	59--Luc gym	34.9	39.4	40.3	40.6	155.2
2	Faches	59--Faches thumesnil	35.5	27.6	34.5	33.3	130.9

12.2. Résultats individuels





	Gymnaste	Equipe	Annee					Total
1	ESCANDE CHARLINE	LUC gym	2003	11.3	14.3	13.4	13.8	52.8
2	DAVID LILI	Faches	2002	12.9	13.1	13.1	12.8	51.9
3	VALENCOURT LAURIE	LUC gym	1992	12.3	11.7	13.6	13.7	51.3
4	STANKIEWICZ CHIMÈNE	LUC gym	2003	11.3	13.3	12.2	12.8	49.6
5	TAFFOREAU EMMA	LUC gym	2004	11.0	11.8	13.3	13.1	49.2
6	BEHAGUE MARGOT	Faches	1999	11.2	12.5	12.7	12.1	48.5
7	MERDJI ANISSA	Faches	2000	11.4	2.0	8.7	8.4	30.5
8	VALENCOURT EMELINE	LUC gym	1990	0.0	11.5	0.0	0.0	11.5
9	EGHERMANNE CAMILLE *	Mouvoux 1 (indiv) (indiv)	1999	0.0	0.0	0.0	0.0	0.0
	DUBOIS MORGANE	Faches	1995	0.0	0.0	0.0	0.0	0.0

13. FEMININ NIVEAU3 11 + . SA_DA (individuels)

13.1. Résultats par équipes

	Equipe	Club					Total
1	LUC gym	59--Luc gym	34.0	36.3	36.3	39.6	146.2

13.2. Résultats individuels





	Gymnaste	Equipe	Annee					Total
1	BARAKA AMINE	LUC gym	2000	11.5	13.4	13.2	13.7	51.8
2	WARGNIER ESTELLE	LUC gym	2002	11.1	11.7	11.9	12.8	47.5
3	EPAIN TIFFANY	LUC gym	1999	11.4	11.2	11.2	13.1	46.9
4	LEPERCK LUCIE	LUC gym	2003	0.0	0.0	0.0	0.0	0.0

14. FEMININ NIVEAU2 11 + . SA_DA (individuels)

14.1. Résultats par équipes







	Equipe	Club					Total
--	--------	------	--	---	---	---	-------

14.2. Résultats individuels




	Gymnaste	Equipe	Annee					Total
1	CASTIER LUCIE *	LUC gym 1 (indiv) (indiv)	1990	11.1	9.4	9.4	8.6	38.5

15. MASCULIN NIVEAU3 11-18 ans . SA_DA (individuels)

15.1. Résultats par équipes

	Equipe	Club							Total
1	LUC gym	59--Luc gym	33.7	23.3	34.3	33.4	31.9	18.1	174.7

15.2. Résultats individuels







	Gymnaste	Equipe	Anne e							Total
1	BERNARD GABRIEL	LUC gym	2002	11.3	7.9	11.6	11.3	10.9	9.5	62.5
2	OUESLATY ILYES	LUC gym	2004	11.4	7.5	10.9	11.0	11.5	8.6	60.9
3	VERBEKE GABRIEL	LUC gym	2003	11.0	7.9	11.8	11.1	9.5	0.0	51.3
4	DUPONT ANTHONY	LUC gym	2002	0.0	0.0	0.0	0.0	0.0	0.0	0.0
	FROMENT SAMUEL	LUC gym	2002	0.0	0.0	0.0	0.0	0.0	0.0	0.0

16. MASCULIN NIVEAU6 11 + . SA_DA (individuels)

16.1. Résultats par équipes







	Equipe	Club							Total
1	Wingles	62--Wingles	31.1	32.6	39.8	40.3	38.3	40.5	222.6

16.2. Résultats individuels







	Gymnaste	Equipe	Anne e							Total
1	TAVERNIER FABIEN	Wingles	2002	9.8	8.0	10.3	10.6	9.8	10.0	58.5
2	BERNARD SASHA	Wingles	2007	7.3	8.4	9.7	9.5	9.2	10.0	54.1
3	DENIS ESTEBAN	Wingles	2004	7.1	6.3	9.7	10.2	9.4	10.2	52.9
4	BERNARD GATIEN	Wingles	2007	5.8	7.4	9.3	10.0	9.6	9.1	51.2
5	ATIA KAIS	Wingles	2007	6.9	8.8	9.0	0.0	9.5	10.3	44.5
6	DECROCK JAN	Wingles	2006	5.5	6.7	10.1	0.0	9.2	9.4	40.9

17. MASCULIN NIVEAU2 11 + . SIMPLE_APPARTENANCE (individuels)

17.1. Résultats par équipes

	Equipe	Club							Total
1			0.0	0.0	0.0	0.0	0.0	0.0	0.0

17.2. Résultats individuels

	Gymnaste	Equipe	Anne e							Total
1	caron kevin *	cysoing	1998	7.1	10.7	13.2	11.0	10.0	9.0	61.0
2	2 *	cysoing	0	0.0	0.0	0.0	0.0	0.0	0.0	0.0
3	3 *	cysoing	0	0.0	0.0	0.0	0.0	0.0	0.0	0.0
4	4 *	cysoing	0	0.0	0.0	0.0	0.0	0.0	0.0	0.0
5	5 *	cysoing	0	0.0	0.0	0.0	0.0	0.0	0.0	0.0
1			0	0.0	0.0	0.0	0.0	0.0	0.0	0.0
2			0	0.0	0.0	0.0	0.0	0.0	0.0	0.0
3			0	0.0	0.0	0.0	0.0	0.0	0.0	0.0
4			0	0.0	0.0	0.0	0.0	0.0	0.0	0.0
5			0	0.0	0.0	0.0	0.0	0.0	0.0	0.0