








Résultats de la compétition
Départementaux
Le Plessis Pâté
26 et 27 janvier 2019

1. FEMININ NIVEAU4 11-15 ans . SA_DA (individuels)

1.1. Résultats par équipes


	Equipe	Club					Total
1	Draveil TTG	91--Draveil Team Tumbling Gymnastique	33.0	37.0	36.9	37.5	144.4
2	Yerres	91--Gym club yerrois	33.7	37.7	35.2	37.6	144.2
3	St Chéron	91--Elan gym st cheron	32.2	37.4	36.1	38.0	143.7
4	Morsang sur orge	91--Morsang sur Orge	32.5	37.0	35.1	36.7	141.3
5	Chilly Morangis	91--Cgmc	32.9	37.2	31.1	37.5	138.7
	Orsay	91--Caorsay	31.8	36.2	34.2	36.5	138.7
7	Marcoussis	91--Asm	31.5	32.7	34.2	36.8	135.2

1.2. Résultats individuels





	Gymnaste	Equipe	Annee					Total
1	LOUZET RUBY PRUNELLE	St Chéron	2004	10.3	13.1	12.2	12.9	48.5
2	DYMALA MAELYS	Draveil TTG	2003	10.7	12.1	12.9	12.5	48.2
3	LOBE YAKAM YLISSIA KATHLEEN	Draveil TTG	2006	10.9	12.7	12.2	12.1	47.9
4	BRIGHENTI CHLOE	Draveil TTG	2004	11.2	12.2	11.5	12.6	47.5
5	AUBERT MAELLE	St Chéron	2004	10.8	12.3	12.1	12.2	47.4
	MORATILLE MARINA	Yerres	2004	11.4	12.7	11.2	12.1	47.4
7	CANCES ALICE	Chilly Morangis	2004	11.1	11.8	11.9	12.5	47.3
8	PENCRANE ILONA	Morsang sur orge	2004	11.2	12.4	11.2	12.4	47.2
9	ANDRE MAGALLON MATHILDE	Yerres	2005	10.9	12.5	10.9	12.8	47.1
10	DOUGHERTY KATHLEEN	Yerres	2004	11.2	11.7	11.3	12.7	46.9
11	SIMOES EVA	St Chéron	2003	10.8	12.0	10.9	12.8	46.5
	AURIERES ROMY	Morsang sur orge	2006	10.5	12.5	11.8	11.7	46.5
13	PATRICOT INES	Orsay	2004	10.6	11.8	11.7	12.3	46.4
14	SAMBA FOUANI ROMANE	Yerres	2004	11.1	12.5	10.8	11.7	46.1
	CORDIN MAE	Morsang sur orge	2006	10.2	12.1	12.1	11.7	46.1
16	LORMELE MARINE	Chilly Morangis	2004	11.2	12.6	9.5	12.7	46.0
17	BAROUX ANAE	Marcoussis	2004	10.4	11.6	11.2	12.5	45.7
18	LE BIHAN ILONA	Orsay	2005	10.4	11.9	11.3	11.8	45.4
19	THEOPHILE EVA	Morsang sur orge	2003	10.8	10.9	10.9	12.6	45.2
	NAULET CANDICE	Draveil TTG	2004	10.9	10.1	11.8	12.4	45.2
21	ROLLAND CELIA	Marcoussis	2004	10.8	11.1	11.0	12.2	45.1
22	VERHOESTRATE EMMA	Chilly Morangis	2003	10.3	12.8	8.9	12.3	44.3
23	BASCOUL SOLENE	Marcoussis	2004	10.3	10.0	11.7	12.1	44.1
24	REFFUVEILLE LOUISE	St Chéron	2003	10.2	10.8	11.8	11.2	44.0
25	TOUCHAIS JUSTINE	Orsay	2005	10.0	9.8	11.2	12.2	43.2
26	GLAVIER ARCHENAUULT LUCIE	Orsay	2005	10.8	8.9	11.0	12.0	42.7
	BENCHETRAT SAÏNA	Morsang sur orge	2006	10.5	10.3	10.9	11.0	42.7
28	BOUTTEKEIN LISA	Orsay	2005	9.3	12.5	9.7	10.5	42.0
29	MOULARD LISA	St Chéron	2006	10.6	9.0	10.0	12.3	41.9
30	LOCHUS JADE	Marcoussis	2004	10.2	7.4	10.8	11.6	40.0
31	LOCHUS ENGIE	Marcoussis	2004	9.3	9.0	11.3	9.6	39.2
32	DIALLO KOUMBA	Chilly Morangis	2003	10.6	6.9	9.7	11.3	38.5
33	LEROY MELINE *	St Chéron 1 (indiv) (indiv)	2004	10.1	6.0	8.7	11.9	36.7
34	JOUDOUX NOELIE	Yerres	2005	9.9	12.2	12.7	0.0	34.8
35	COCHET JULIE	Chilly Morangis	2003	0.0	0.0	0.0	0.0	0.0

2. FEMININ NIVEAU6 7-14 ans . SA_DA (individuels)

2.1. Résultats par équipes

	Equipe	Club					Total
1	Plessis paté	91--EGPP	42.9	40.9	42.1	42.1	168.0
2	Chilly Morangis 1	91--Cgmc	41.2	41.4	41.4	43.3	167.3
3	Yerres	91--Gym club yerrois	40.9	41.3	41.0	42.9	166.1
4	St Chéron	91--Elan gym st cheron	41.2	43.2	39.7	41.3	165.4
5	Chilly Morangis 2	91--Cgmc	41.5	39.4	42.2	41.0	164.1
6	Bievres	91--Mjc Bièvres	39.8	41.1	41.2	40.5	162.6
7	Athis Mons	91--Uso Athis Mons	40.0	38.0	40.2	41.2	159.4
8	Limours	91--SC Limours	38.1	38.3	39.6	37.6	153.6
9	Lisses	91--Gymnastique sportive lisses	40.0	36.9	36.1	39.4	152.4





2.2. Résultats individuels

	Gymnaste	Equipe	Annee					Total
1	HARTOCK SEPHORA	Chilly Morangis 2	2007	11.2	10.9	11.3	10.8	44.2
2	QUENARDEL LEA	Chilly Morangis 1	2006	10.4	11.1	10.5	11.0	43.0
3	LEPETIT MARGOT	St Chéron	2007	10.5	10.5	10.6	10.9	42.5
	BARTOL AXELLE	Chilly Morangis 1	2006	10.4	10.8	10.7	10.6	42.5
5	LEFRANC ROMANE	Plessis paté	2007	11.6	9.1	11.2	10.3	42.2
6	VIALLE LOU ANNE	Chilly Morangis 2	2006	10.2	10.8	10.6	10.5	42.1
7	DENHEZ SUZANNE	Yerres	2008	10.2	10.4	10.8	10.4	41.8
8	LE ROUX FLORA	Plessis paté	2007	11.3	10.9	10.3	9.2	41.7
9	GIRAUD COLLYN	St Chéron	2007	10.2	10.9	9.6	10.7	41.4
10	PERREAULT ELSA	St Chéron	2007	10.3	10.9	9.9	10.2	41.3
	MARTINEZ BOUVIER EVA	Yerres	2007	10.5	10.2	10.0	10.6	41.3
12	DIDIER LEYLOU	Plessis paté	2008	10.0	9.7	10.4	11.0	41.1
	OLIVIER ANAIS	Lisses	2007	10.7	10.7	9.2	10.5	41.1
	OURDOUILLIE JANELLE	Yerres	2007	10.1	10.9	9.0	11.1	41.1
15	DOUNAS ANAIS	Chilly Morangis 1	2006	10.3	9.8	10.0	10.7	40.8
16	CHERVIN MAUDE	Bievres	2006	10.1	9.3	10.2	11.1	40.7
	SINOPLÉ LEANE	Plessis paté	2007	10.0	10.3	10.1	10.3	40.7
18	ABDELLAOUI DJENA	Athis Mons	2006	10.5	9.8	9.9	10.4	40.6
19	DA SIVA BATISTA NADIA	Chilly Morangis 1	2006	10.0	9.7	10.0	10.8	40.5
20	BROGNIART BLANCHE	Bievres	2006	10.0	10.9	10.7	8.8	40.4
	POIROT SIDONIE	Yerres	2008	10.1	9.6	11.2	9.5	40.4
22	GASTRIN JEANNE	Chilly Morangis 1	2007	10.0	9.3	10.2	10.6	40.1
23	CHEVRE Mélusine	Limours	2006	10.3	9.9	10.3	9.3	39.8
24	MARY ALICIA	St Chéron	2007	10.2	10.5	9.5	9.5	39.7
25	MENGUY CAMILLE	Yerres	2007	10.1	9.8	9.0	10.6	39.5
	MARSEGAN CHLOE	Chilly Morangis 2	2009	9.5	10.0	10.3	9.7	39.5
27	BANCE EMILIE	Athis Mons	2009	10.2	9.4	9.2	10.0	38.8
	COUVREUX Charlotte	Limours	2007	9.9	9.5	10.3	9.1	38.8
29	BAUDIN SACHA	Bievres	2008	9.7	7.4	10.9	10.7	38.7
30	ADJAOUDI ZAHRA	Athis Mons	2005	8.7	8.1	11.2	10.5	38.5
31	LELOURD EMMY	Chilly Morangis 2	2007	10.6	7.7	10.0	10.0	38.3
32	ZAKHARY ANASTIASSA	Bievres	2008	8.8	10.9	8.5	9.9	38.1
33	CAMARA MAISSA	Plessis paté	2009	8.2	10.0	9.8	10.0	38.0
	BARBIN ANAIS	Athis Mons	2006	10.6	10.4	9.7	7.3	38.0



35	LE SAOUT DUTAY Julie	Limours	2005	9.1	8.9	10.2	9.7	37.9
36	PEREZ LEA	Plessis paté	2008	8.6	8.5	10.2	10.5	37.8
	LONDAS SARA	Lisses	2006	10.1	8.0	10.0	9.7	37.8
38	GIRAUD MORGANE	St Chéron	2009	9.9	10.2	9.4	8.0	37.5
39	MALENFANT LALIE	Lisses	2007	10.0	10.4	8.0	8.6	37.0
40	FLORIAN ALICIA	Lisses	2008	9.2	7.8	8.9	10.6	36.5
	RATENI NORHANE	Chilly Morangis 1	2010	10.1	6.4	9.2	10.8	36.5
42	CAUSSIN AURYN	Bievres	2007	10.0	10.0	9.4	6.8	36.2
43	LUFU CHARLOTTE	St Chéron	2005	9.6	10.9	9.6	5.7	35.8
44	DA SILVA LEA	Athis Mons	2005	8.7	8.4	6.5	10.3	33.9
45	BIGOT ROMANE *	St Chéron 1 (indiv) (indiv)	2004	9.6	7.9	7.1	8.8	33.4
46	DESMAZEAUD Isaline	Limours	2005	8.8	7.6	7.6	9.0	33.0
47	IAMRACHE SHANAEL	Athis Mons	2008	8.7	6.9	9.4	7.0	32.0
48	CABRIT MARGAUX	Yerres	2009	0.0	9.7	8.5	10.6	28.8
49	MERIDJI Chaïma	Limours	2009	0.0	10.0	8.8	9.5	28.3
50	MAISONNEUVE MAELYS	Bievres	2007	0.0	0.0	0.0	0.0	0.0
	KHABER ALICIA	Chilly Morangis 2	2006	0.0	0.0	0.0	0.0	0.0
	OLIVEIRA EMMA	Chilly Morangis 2	2007	0.0	0.0	0.0	0.0	0.0
	ROBIEU Lisa	Limours	2004	0.0	0.0	0.0	0.0	0.0

3. FEMININ NIVEAU5 11-15 ans . SA_DA (individuels)

3.1. Résultats par équipes

	Equipe	Club					Total
1	Yerres	91--Gym club yerrois	42.5	44.4	40.5	46.4	173.8
2	Brunoy 1	91--Brunoy pyramide	42.7	44.2	41.9	44.7	173.5
3	Bievres	91--Mjc Bièvres	41.2	43.1	39.1	44.6	168.0
4	Orsay	91--Caorsay	40.1	40.9	41.5	45.1	167.6
5	Arpajon	91--Esr arpajon	43.2	39.6	39.2	45.1	167.1
6	Ris Orangis	91--Union sportive de ris-orangis	41.9	40.0	40.0	45.1	167.0
7	Brunoy 2	91--Brunoy pyramide	40.6	42.0	40.8	42.7	166.1





3.2. Résultats individuels

	Gymnaste	Equipe	Annee					Total
1	MALONGA INES EXAUCEE	Brunoy 1	2003	10.9	11.1	10.9	11.5	44.4
2	JOUDOUX AMBRE	Yerres	2007	10.7	11.8	9.9	11.9	44.3
	KINGUE WELI	Ris Orangis	2007	10.9	11.0	11.0	11.4	44.3
4	ALEPEE NOEMIE	Brunoy 1	2004	11.0	11.5	10.6	10.7	43.8
5	MESLEM ZARA	Arpajon	2004	10.9	10.4	10.6	11.8	43.7
6	OPPICI CLEA	Brunoy 1	2004	10.3	10.9	10.5	11.6	43.3
7	MAISONNEUVE MATHILDE	Bievres	2005	10.7	11.5	9.4	11.6	43.2
8	FOURNIER JULIE	Brunoy 2	2006	10.7	10.9	10.3	11.2	43.1
9	HAMEL LANA	Yerres	2005	10.0	11.0	9.9	11.8	42.7
10	TIBI CAMILLE	Bievres	2005	10.1	10.8	10.0	11.1	42.0
	DELCLOQUE SOLENN	Yerres	2005	10.3	11.1	9.5	11.1	42.0
	GALLIEN CALVET CAMILLE	Yerres	2007	10.8	8.7	10.9	11.6	42.0
	LABARBE SOFIA	Ris Orangis	2006	10.6	9.4	10.3	11.7	42.0
	PERSIN SWANN	Orsay	2005	9.8	10.8	10.2	11.2	42.0
15	HAGEMAN FLORA	Arpajon	2004	11.1	10.5	8.7	11.6	41.9
	ORSINI MARIE	Orsay	2003	10.4	10.0	10.1	11.4	41.9
17	BROGNIART LILI	Bievres	2005	10.3	10.2	10.2	10.9	41.6
18	PASCAL MADELINE	Orsay	2005	9.8	9.7	10.7	11.2	41.4
19	MCGINN MAEVA	Arpajon	2004	10.4	10.8	9.1	11.0	41.3
	OULEHRI ITTO	Brunoy 1	2003	10.4	10.7	9.3	10.9	41.3
	LECOLIER MARGAUX	Brunoy 2	2006	10.1	9.9	10.3	11.0	41.3
22	CHERVIN ANNE LAURE	Bievres	2003	9.9	10.6	9.5	11.0	41.0
	LE BRUN LAURIANNE	Yerres	2004	10.1	10.5	9.8	10.6	41.0
24	BARBEY MARIE	Orsay	2005	9.8	10.4	10.5	10.0	40.7
25	HUAULT LYNNA	Ris Orangis	2006	10.3	8.8	10.0	11.4	40.5
26	PIANA CELIA	Orsay	2005	10.1	9.6	9.3	11.3	40.3
27	ETIENNE ELOISE	Arpajon	2007	10.8	7.9	10.8	10.7	40.2
	BOUAMER NAILA	Brunoy 2	2005	9.7	10.8	10.2	9.5	40.2
29	IVANOVIC ANABELLE	Ris Orangis	2007	10.0	10.8	8.7	10.1	39.6
30	SOLAN DE RENTY NAHOME	Orsay	2005	9.0	9.7	8.8	10.1	37.6
31	BOUCHON LOUANNE	Brunoy 2	2005	9.2	6.9	10.0	11.0	37.1
32	DEBBABI INES	Yerres	2005	10.7	6.6	8.7	11.0	37.0
33	ESTEVEES EMMA	Brunoy 1	2004	9.8	8.3	9.9	8.6	36.6
34	TIMAN OCEANE	Ris Orangis	2004	10.1	6.6	8.6	10.6	35.9





35	ESTEVEVES ZOE	Brunoy 2	2006	8.6	10.4	7.4	9.2	35.6
36	AOUSTIN MELISSA	Bievres	2006	10.1	5.9	7.5	10.9	34.4
	CHARLES MANON	Brunoy 1	2007	10.4	6.2	8.7	9.1	34.4
38	BEINAT LILOU	Brunoy 2	2006	10.1	6.6	9.4	5.8	31.9
39	JACOLET JULIE	Bievres	2005	0.0	0.0	0.0	0.0	0.0
	FRANÇOIS MARYLOU	Arpajon	2007	0.0	0.0	0.0	0.0	0.0

4. FEMININ NIVEAU3 11-18 ans . SA_DA (individuels)

4.1. Résultats par équipes





	Equipe	Club					Total
1	Draveil Gym		35.0	37.7	37.2	36.3	146.2
2	Cerny	91--Gymnastique sportive de cerny	32.0	33.1	37.7	37.2	140.0
3	Yerres	91--Gym club yerrois	32.8	33.6	34.9	35.7	137.0
4	Marcoussis	91--Asm	30.7	33.2	33.6	37.0	134.5

4.2. Résultats individuels

	Gymnaste	Equipe	Annee					Total
1	POTTIN CASSANDRE	Draveil Gym	2001	12.2	13.4	12.8	12.9	51.3
2	MAULNY AGATHE	Cerny	2004	11.0	11.9	12.9	13.0	48.8
3	TERREIL MANON	Draveil Gym	2001	11.9	12.3	11.0	11.4	46.6
4	HENRY MAELYS	Yerres	2003	11.8	11.8	11.4	11.3	46.3
5	PRIVE JEANNELLE	Draveil Gym	2001	10.2	11.0	13.4	10.5	45.1
6	VADOT MARINE	Cerny	2002	10.4	10.9	11.6	12.1	45.0
	MIRONNEAU ZOE	Yerres	2005	10.5	11.2	11.2	12.1	45.0
	UBICO VITORIA	Yerres	2002	10.2	10.6	12.3	11.9	45.0
9	ROGER LUCILLE	Cerny	2003	9.6	10.3	12.7	12.1	44.7
10	DA SILVA JADE	Cerny	2003	10.6	10.3	11.6	12.1	44.6
11	VIARD JULIE	Marcoussis	2003	10.2	11.2	11.1	11.9	44.4
12	MAEDER CHARLOTTE	Marcoussis	2003	9.8	11.3	11.5	11.6	44.2
13	SAADI ASSIA	Draveil Gym	2002	10.9	12.0	8.8	11.9	43.6
14	BARRE MARION	Marcoussis	2005	10.3	9.6	11.0	12.5	43.4
15	RICHARDOT GAELLE	Marcoussis	2002	10.2	10.0	10.7	12.4	43.3
16	BINTZ MAY-LINE	Draveil Gym	2005	9.1	11.7	10.7	11.5	43.0
17	MATHEUS MAEVA	Cerny	2001	10.0	10.1	12.1	10.1	42.3
18	CLOIX LOU	Yerres	2002	10.1	10.5	9.3	11.7	41.6
19	RICHARDOT ESTHER	Marcoussis	2004	9.1	10.7	9.6	12.1	41.5
20	GATIBELZA LISA	Yerres	2003	10.5	8.3	5.4	10.9	35.1

5. FEMININ NIVEAU4 11-18 ans . SA_DA (individuels)

5.1. Résultats par équipes





	Equipe	Club					Total
1	Orsay	91--Caorsay	32.5	36.2	35.3	37.7	141.7
2	Yerres	91--Gym club yerrois	31.7	37.1	33.0	35.8	137.6
3	Brunoy	91--Brunoy pyramide	31.4	34.8	35.6	33.6	135.4
	Chilly Morangis	91--Cgmc	31.4	33.8	36.2	34.0	135.4
5	Plessis paté	91--EGPP	31.4	31.7	31.4	33.6	128.1

5.2. Résultats individuels

	Gymnaste	Equipe	Annee					Total
1	KASIBORSKI SALOME	Orsay	2005	11.2	12.0	12.0	12.0	47.2
2	CLOIX ZOE	Yerres	2000	10.4	12.2	11.7	12.4	46.7
	ROLLAND MANON	Orsay	2001	10.6	12.3	11.6	12.2	46.7
4	PONE CANDICE	Yerres	2001	10.3	12.0	12.2	11.8	46.3
5	NOWICKI CLAIRE	Chilly Morangis	2002	10.4	11.5	12.6	11.6	46.1
	GIANELLA LILOU	Orsay	2004	10.7	11.3	11.2	12.9	46.1
7	MANSOURI SARAH	Brunoy	2003	10.3	11.6	11.9	12.0	45.8
8	VARSVAUX EMMA	Chilly Morangis	2000	10.7	11.5	11.9	11.2	45.3
9	HERBERT CHARLOTTE	Orsay	2003	10.2	10.5	11.7	12.6	45.0
10	LERAILLEZ CAMILLE	Brunoy	2005	10.5	11.4	11.8	11.2	44.9
11	GY MAELYS	Chilly Morangis	2002	10.3	10.8	11.7	11.2	44.0
12	POIRIER MARGAUX	Yerres	2001	10.6	12.5	9.1	11.6	43.8
13	EURIN ELISE	Orsay	2002	10.3	11.9	11.2	10.3	43.7
14	CANDAS CAMILLE	Yerres	2000	10.7	12.4	8.6	11.6	43.3
15	BERNASCONI CHLOE	Plessis paté	2001	10.0	10.0	12.0	11.2	43.2
	SERGENT MARGAUX	Brunoy	2003	10.5	11.1	11.6	10.0	43.2
17	COTTIN LOIS	Brunoy	2002	10.4	11.3	10.7	10.4	42.8
18	BEGGA CELIA	Brunoy	2003	10.1	11.8	11.9	8.6	42.4
19	RETROU LEA	Plessis paté	2001	10.9	10.2	9.5	11.7	42.3
20	ROUSSEAU TIPHANIE	Plessis paté	2000	10.0	11.5	8.7	10.7	40.9
21	MERMET JESSICA	Plessis paté	2003	10.4	7.2	9.9	9.7	37.2
22	COLLINET MARINE	Plessis paté	2000	10.1	8.3	7.1	9.8	35.3
23	ROBINE PAULINE	Yerres	2000	0.0	0.0	0.0	0.0	0.0
	DUMONT MATHILDE	Chilly Morangis	2002	0.0	0.0	0.0	0.0	0.0

6. FEMININ NIVEAU5 7-14 ans . SA_DA (individuels)

6.1. Résultats par équipes





	Equipe	Club					Total
1	Orsay	91--Caorsay	43.7	41.5	41.6	41.8	168.6
2	Yerres	91--Gym club yerrois	42.8	39.2	40.9	40.4	163.3
3	Marcoussis	91--Asm	41.8	37.4	41.4	40.5	161.1

6.2. Résultats individuels





	Gymnaste	Equipe	Annee					Total
1	MALEK JADE	Orsay	2007	11.1	11.4	11.0	11.6	45.1
2	MORATILLE ALICIA	Yerres	2007	11.2	10.6	11.1	10.9	43.8
3	MARINO JADE	Marcoussis	2007	10.9	11.8	10.6	10.2	43.5
4	HALTEL MAELIA	Yerres	2007	11.1	9.9	10.6	10.3	41.9
5	LEPIFRE JULIE	Orsay	2007	10.6	8.9	10.4	10.6	40.5
6	HERMLTE LOU	Orsay	2007	11.0	10.6	10.1	8.7	40.4
7	GREFFIER CHLOÉ	Orsay	2008	9.3	10.5	9.6	10.7	40.1
8	STEPHAN LAURINE	Marcoussis	2007	10.2	10.2	9.6	9.9	39.9
9	BERNARD CELIA	Orsay	2006	11.0	9.0	9.5	8.9	38.4
10	MERTON CANDYCE	Marcoussis	2007	10.7	6.9	10.4	9.9	37.9
11	BERNARDINO CASSANDRA	Yerres	2007	10.3	8.9	8.2	9.9	37.3
12	BILLARAND CARA	Marcoussis	2009	10.0	7.9	8.8	10.5	37.2
13	DA SILVA MATHILDE	Yerres	2008	10.2	9.8	8.7	8.4	37.1
14	SURE ROUSSELOT EVE	Yerres	2007	9.8	6.4	10.5	9.3	36.0
15	HU ANAIS	Marcoussis	2007	9.1	7.5	10.8	7.7	35.1
16	LU ANNE LISE	Orsay	2006	9.9	2.9	10.1	6.6	29.5
17	MICHOX AXELLE	Marcoussis	2007	0.0	0.0	0.0	0.0	0.0

7. FEMININ NIVEAU6 11-18 ans . SA_DA (individuels)

7.1. Résultats par équipes

	Equipe	Club					Total
1	Lisses	91--Gymnastique sportive lisses	43.2	42.8	43.7	45.0	174.7
2	Vigneux sur seine	91--Espérance de Vigneux	40.9	41.4	42.9	45.0	170.2
3	Cerny	91--Gymnastique sportive de cerny	42.3	40.1	43.5	43.8	169.7
4	Plessis paté	91--EGPP	42.5	40.5	40.9	45.2	169.1
5	Yerres	91--Gym club yerrois	41.5	41.2	41.7	43.0	167.4
6	Villiers le Bâcle	91--Asvlb	40.6	42.4	39.4	43.8	166.2
7	Marcoussis	91--Asm	40.1	37.2	39.7	44.2	161.2





7.2. Résultats individuels

	Gymnaste	Equipe	Annee					Total
1	LEBRUN EMMA	Villiers le Bâcle	2004	10.9	11.1	11.2	11.2	44.4
2	BAUCHER-MANUEL ELISA	Lisses	2007	10.7	11.1	11.2	11.2	44.2
3	KHODJA INES	Lisses	2006	11.0	10.9	11.0	11.2	44.1
4	KHODJA YASMINE	Lisses	2006	11.2	10.9	10.8	11.1	44.0
5	TEL TRISCIA	Vigneux sur seine	2007	10.4	10.9	11.1	11.1	43.5
6	POINTEAU MAELLYS	Cerny	2004	11.0	10.7	10.6	11.0	43.3
7	REYNAUD CAMILLE	Yerres	2002	10.4	10.4	11.3	11.1	43.2
8	MAROTTE AMBRE	Cerny	2004	10.9	9.5	11.2	11.5	43.1
9	MARTIN CHARLOTTE	Vigneux sur seine	2005	10.0	10.8	10.6	11.5	42.9
10	RIBEIRO HELENA	Plessis paté	2004	11.2	9.3	10.8	11.1	42.4
	ROBIN MATHILDE	Plessis paté	2002	11.0	10.6	9.3	11.5	42.4
	LE CHARLOTTE	Lisses	2002	10.3	9.9	10.7	11.5	42.4
13	BILLON SELMA	Villiers le Bâcle	2001	10.3	10.9	10.0	11.0	42.2
14	VOGEL LEANE	Yerres	2006	10.4	10.9	9.0	11.4	41.7
15	JANNIN NOELIE	Vigneux sur seine	2006	10.4	10.1	10.2	10.8	41.5
16	NANTY AUDE	Marcoussis	2004	10.4	10.2	9.5	11.3	41.4
17	VAUTHIER AMANDINE	Cerny	2004	9.9	9.7	11.0	10.7	41.3
18	PEREZ CHLOE	Cerny	2002	10.5	10.2	10.7	9.8	41.2
	CROIZER CLARISSE	Vigneux sur seine	2001	10.1	8.8	11.0	11.3	41.2
20	OCULI PALOMA	Plessis paté	2000	9.0	10.5	10.3	11.2	41.0
	SURE ROUSSELOT LOLA	Yerres	2004	10.4	10.0	10.4	10.2	41.0
22	TEYSSIEUX LISE	Plessis paté	2004	10.4	8.8	10.1	11.4	40.7
23	ILOKI ELEKA LENA	Marcoussis	2005	10.4	10.7	8.4	11.0	40.5
	PIKULA ANNWENN	Yerres	2002	9.9	9.9	11.0	9.7	40.5
25	LEGRAND MAUD	Villiers le Bâcle	2005	9.8	9.7	9.2	11.1	39.8
26	TEIXEIRA ANAIS	Lisses	2005	9.0	9.7	9.9	10.9	39.5
27	CABARET CASSIOPEE	Marcoussis	2003	8.8	9.5	9.8	11.1	39.2
	LOUVET MONSANGANT NAE	Villiers le Bâcle	2005	9.0	10.7	9.0	10.5	39.2
29	DIMET EMMA	Vigneux sur seine	2004	8.6	9.6	9.7	11.1	39.0
30	CLERCQ MAURINE	Plessis paté	2000	9.3	10.1	9.0	10.3	38.7
31	PIERRE FLORIANE	Yerres	2006	10.3	8.3	9.0	10.3	37.9
32	KOLSCH MARGAUX	Plessis paté	2002	9.9	6.9	9.7	10.2	36.7
33	GUILLONET ANGELINE	Marcoussis	2003	9.1	6.8	9.9	10.8	36.6

34	BLONDELOT CALYPSO *	Marcoussis 1 (indiv) (indiv)	2004	10.4	6.8	8.6	10.7	36.5
35	JANNIN MELISSANDRE	Vigneux sur seine	2004	8.9	8.2	9.6	9.4	36.1
36	GIGANDET OCEANE	Villiers le Bâcle	2001	9.6	7.2	8.8	8.1	33.7
37	LEROY LISA	Marcoussis	2003	10.2	0.0	10.5	10.8	31.5
38	YOUFSI CHAHINEZ	Villiers le Bâcle	2003	9.1	5.6	6.7	9.7	31.1
39	BELZANNE OTHILIE	Cerny	2001	0.0	9.1	9.0	10.6	28.7
40	SCHONBACHLER LEA	Lisses	2002	0.0	0.0	0.0	0.0	0.0
	OZENDA MATHILDE	Marcoussis	2002	0.0	0.0	0.0	0.0	0.0
	MIMENE AYA	Yerres	2007	0.0	0.0	0.0	0.0	0.0

8. FEMININ NIVEAU5 11 + . SA_DA (individuels)

8.1. Résultats par équipes





	Equipe	Club					Total
1	Limours	91--Limours	45.0	46.1	42.9	44.6	178.6
2	Athis Mons	91--Uso Athis Mons	44.4	41.4	43.3	44.2	173.3
3	Draveil TTG	91--Draveil Team Tumbling Gymnastique	42.7	43.2	41.9	41.9	169.7
4	Marcoussis	91--Asm	40.1	41.6	41.0	40.3	163.0
5	Morsang sur orge	91--Morsang sur Orge	40.6	38.3	42.6	38.4	159.9

8.2. Résultats individuels





	Gymnaste	Equipe	Annee					Total
1	GIANFERMI ELISA	Athis Mons	2001	11.7	11.7	10.6	11.3	45.3
2	PAUL LISE	Athis Mons	2003	11.2	10.8	11.1	11.6	44.7
3	PARENT JULIE	Limours	1998	11.1	11.2	10.4	11.8	44.5
4	ROSSIGNOL CASSANDRA	Limours	2001	11.4	11.7	9.9	11.2	44.2
5	ROUILLERE LENA	Athis Mons	2003	10.9	10.5	10.8	11.5	43.7
6	BOUSSET LENAIC	Draveil TTG	2005	10.8	10.6	11.1	10.8	43.3
	LEBON MAEVA	Limours	1995	11.4	12.0	9.1	10.8	43.3
8	FLOHIC MAELA	Limours	2001	11.1	10.5	10.8	10.7	43.1
9	ROBERT CAPUCINE	Limours	2006	10.4	11.2	11.0	10.2	42.8
10	NAULET DAPHNEE	Draveil TTG	2002	10.8	10.8	10.1	10.9	42.6
11	VOISIN MELANIE	Marcoussis	1991	11.0	10.5	9.6	10.9	42.0
12	DA MOTA GAMEIRO EMMA	Draveil TTG	2000	11.1	11.0	9.9	9.7	41.7
13	PIRES LEA	Marcoussis	2001	9.9	11.3	10.4	9.2	40.8
	THOMAS JULIETTE	Marcoussis	2004	10.5	10.0	10.6	9.7	40.8
	BOURGEOIS BLANDINE	Morsang sur orge	1999	10.8	9.9	10.1	10.0	40.8
16	TIGIER CLAIRE	Marcoussis	2004	8.7	9.8	10.4	10.5	39.4
17	GREGORIO ALEXANDRA	Morsang sur orge	2002	9.7	10.0	10.3	9.1	39.1
18	HAZZAA FANNY	Draveil TTG	2003	10.0	9.1	10.3	9.5	38.9
19	JOUVELOT ANAIS	Morsang sur orge	2001	9.4	8.5	11.1	9.4	38.4
20	NOEL ERINE	Athis Mons	2005	10.1	8.4	10.3	9.3	38.1
21	GIROD LAURE	Morsang sur orge	2001	10.1	8.1	10.2	9.0	37.4
22	SOUSSAN ETTIE	Morsang sur orge	2007	10.0	3.2	10.9	9.9	34.0
23	PINON CHLOE	Limours	2002	0.0	10.9	10.7	10.8	32.4
24	BALDE DANAE	Athis Mons	1998	10.6	0.0	10.8	9.8	31.2
25	WILLEMS INGRID	Draveil TTG	1989	9.7	0.0	10.4	10.5	30.6
26	LELEVET JADE	Draveil TTG	2001	0.0	10.8	10.0	9.2	30.0
27	MERCIER SEVERINE	Morsang sur orge	1998	0.0	9.9	10.3	3.8	24.0

9. FEMININ NIVEAU6 11-15 ans . SA_DA (individuels)

9.1. Résultats par équipes

	Equipe	Club					Total
1	Plessis paté	91--EGPP	41.4	43.6	43.6	44.1	172.7
2	Morsang sur orge 2	91--Morsang sur Orge	41.9	42.2	42.9	43.3	170.3
3	Chilly Morangis 1	91--Cgmc	41.3	42.1	40.7	44.8	168.9
4	Limours	91--SC Limours	43.0	41.2	42.0	41.3	167.5
5	Marcoussis	91--Asm	41.5	37.3	44.6	44.0	167.4
6	Chilly Morangis 2	91--Cgmc	41.1	38.7	41.1	44.2	165.1
7	Montcouronne	91--St Maurice Montcouronne	39.3	39.9	43.5	42.3	165.0
8	Orsay	91--Caorsay	41.6	37.6	39.2	43.2	161.6
9	Brunoy	91--Brunoy pyramide	37.5	37.2	42.6	43.2	160.5
10	Arpajon 2	91--Esr arpajon	38.0	36.4	41.8	43.7	159.9
	Morsang sur orge	91--Morsang sur Orge	40.2	35.6	42.6	41.5	159.9
12	Saint michel sur orge	91--Saint Michel Sport Section Gym	38.0	30.6	40.4	40.1	149.1








9.2. Résultats individuels

	Gymnaste	Equipe	Annee					Total
1	ARNAUD LOUISE	Marcoussis	2006	11.0	10.3	11.3	11.2	43.8
2	DERIAN LOUANE	Plessis paté	2004	10.5	10.8	11.2	11.2	43.7
3	TERREIL JUSTINE	Plessis paté	2007	10.6	11.0	11.0	10.9	43.5
4	VAISSIE SALOME	Chilly Morangis 1	2005	10.4	10.6	11.1	11.0	43.1
	CORVEST Eden	Limours	2005	10.9	10.3	11.0	10.9	43.1
6	PHILIPPE MAELYS	Plessis paté	2004	10.4	10.8	11.0	10.7	42.9
7	AURIERES LOIS	Morsang sur orge 2	2004	10.3	10.8	10.6	11.1	42.8
8	MOUDARRES ZIA	Montcouronne	2007	10.1	10.8	11.2	10.6	42.7
9	LECOT MORGANE	Marcoussis	2005	10.4	9.6	11.2	11.2	42.4
10	DUPRE Chloé	Limours	2007	10.7	10.3	10.9	10.4	42.3
11	DRAME MASSITAN	Chilly Morangis 2	2005	10.7	9.9	10.1	11.3	42.0
	ROULEAU CORALIE	Morsang sur orge 2	2007	10.9	9.0	11.3	10.8	42.0
13	GRANDMAIRE Chloé	Limours	2005	10.9	10.5	10.2	10.3	41.9
14	SEMPESKI COLINE	Morsang sur orge 2	2006	10.2	10.5	10.5	10.5	41.7
15	DIALLO FANTA	Chilly Morangis 2	2004	10.1	9.7	10.6	11.1	41.5
16	COQUART MARGAUX	Chilly Morangis 1	2003	10.8	10.7	8.5	11.4	41.4
	THIEBAUT MARTHE	Saint michel sur orge	2004	10.2	9.8	10.6	10.8	41.4
18	MAC LIER ERYN	Morsang sur orge 2	2007	10.5	10.2	9.9	10.7	41.3
19	VACUS ALICE	Montcouronne	2005	9.7	10.5	10.4	10.6	41.2
20	MICHAUT LENA	Plessis paté	2006	9.9	9.9	10.4	10.9	41.1
	GEFFARD LILOU	Orsay	2004	10.7	10.0	9.5	10.9	41.1
22	SEVAULT LOANN	Arpajon 2	2005	9.0	9.7	11.4	10.9	41.0
23	CARNEIRO INES	Morsang sur orge	2005	9.8	11.4	9.4	10.3	40.9
24	COUTO AILEEN	Chilly Morangis 1	2003	10.0	10.7	9.4	10.7	40.8
	BOURGEOIS ESTELLE	Morsang sur orge 2	2007	8.9	10.7	10.5	10.7	40.8
26	PRADOLIN STELLA	Brunoy	2006	9.6	9.8	10.4	10.7	40.5
27	BEN AMARA MEISSA	Plessis paté	2006	9.2	11.0	10.0	10.0	40.2
	BAZZON LUCY	Arpajon 2	2005	9.0	10.5	9.9	10.8	40.2
	KAZI TANI CHAYMA	Chilly Morangis 2	2005	9.7	9.6	10.2	10.7	40.2








30	MOLLICONE LE LANN ISALINE	Montcouronne	2005	9.8	9.4	10.5	10.4	40.1
31	FRANCOIS MARYLOU	Arpajon 2	2007	10.3	8.3	10.4	11.0	40.0
32	MAURICE CELIA	Chilly Morangis 2	2005	9.4	9.5	10.2	10.7	39.8
33	DELLA VALLE LOUISE	Marcoussis	2005	8.2	9.4	11.0	11.1	39.7
	BOIREAU Nolwen	Limours	2005	10.5	9.9	9.9	9.4	39.7
35	PRUNEAU AURELIA	Brunoy	2005	9.2	10.5	10.1	9.8	39.6
	LUKA TANIA	Montcouronne	2005	9.0	9.2	11.0	10.4	39.6
37	D'AMICO TOSCANE	Morsang sur orge	2004	10.6	8.8	10.3	9.8	39.5
38	D'ABADIE DE LURBE EMMA	Marcoussis	2004	10.8	7.0	11.1	10.5	39.4
39	LALIOUI CHAHINEZE	Morsang sur orge	2005	9.2	8.9	10.8	10.4	39.3
40	GAILLARD DULUC MATHILDE	Brunoy	2007	9.4	8.3	10.5	11.0	39.2
	PERINA VALENTINE	Chilly Morangis 2	2005	10.6	8.5	9.0	11.1	39.2
42	FRANCOIS JULIE	Chilly Morangis 1	2005	10.0	10.1	8.8	10.2	39.1
	GEFFARD TEA	Orsay	2007	9.5	9.8	9.2	10.6	39.1
44	AMAMI RENAT LOUCIA	Orsay	2007	10.8	8.1	9.4	10.7	39.0
45	LESAING CONSTANCE	Orsay	2006	9.2	8.3	10.4	11.0	38.9
46	LANGUILLE SAMANTHA	Marcoussis	2006	9.3	8.0	11.0	10.5	38.8
	WILHELM MAEVA	Brunoy	2005	8.1	8.4	11.4	10.9	38.8
	CAUX Mélodie	Limours	2007	10.4	10.1	8.6	9.7	38.8
49	LOUIN ELINE	Arpajon 2	2004	9.7	7.9	10.1	11.0	38.7
50	VERHOESTRAETE MANON	Chilly Morangis 1	2005	10.1	7.3	10.0	11.2	38.6
51	SOUQUES ELOANE *	Montcouronne 1 (indiv) (indiv)	2007	9.8	9.2	10.2	9.2	38.4
52	HAMZAOUI MELISSA	Chilly Morangis 1	2004	9.7	6.8	10.2	11.2	37.9
53	DOS SANTOS CELIA	Montcouronne	2004	9.7	6.5	10.7	10.7	37.6
54	HATRY SELENE	Orsay	2007	10.6	9.5	9.2	8.1	37.4
55	HAAS CLARA	Plessis paté	2004	8.6	9.2	8.1	11.1	37.0
	BOISSAY ALIENOR	Orsay	2007	8.3	8.3	9.9	10.5	37.0
	BRUNA MARYLOU	Morsang sur orge	2005	9.6	6.4	10.7	10.3	37.0
	BURZAWA ALICE	Saint michel sur orge	2005	9.5	5.9	11.1	10.5	37.0
59	LADOE CLAUDIA	Brunoy	2007	8.9	8.5	9.7	9.7	36.8
	LAFONT LISA	Brunoy	2005	9.3	6.6	10.3	10.6	36.8
61	DORIZON FANNY	Montcouronne	2007	9.1	9.2	10.6	7.3	36.2
62	MILLAT CLOÉ	Morsang sur orge	2004	10.2	6.5	10.8	8.5	36.0
63	ROBILLARD THEANA	Morsang sur orge	2004	9.5	6.1	9.1	10.5	35.2
64	ANTUNES SOFIA	Chilly Morangis 2	2005	9.0	5.3	10.1	10.6	35.0
65	QUENARDEL SONIA	Saint michel sur orge	2006	8.8	6.9	8.3	10.5	34.5
66	WYBIERADZKI LEA	Saint michel sur orge	2004	9.2	7.1	9.5	8.3	34.1
67	FAMCHON CHLOE	Saint michel sur orge	2006	9.1	6.8	9.2	8.1	33.2
68	YASSAR LARA	Arpajon 2	2006	9.0	0.0	8.5	10.5	28.0
69	PETIT MELINA	Marcoussis	2006	0.0	0.0	0.0	0.0	0.0
	PRIOUX CHLOE	Arpajon 2	2004	0.0	0.0	0.0	0.0	0.0
	CALDERON LILOU	Morsang sur orge 2	2006	0.0	0.0	0.0	0.0	0.0
	ROBERT Inès	Limours	2003	0.0	0.0	0.0	0.0	0.0

10. MASCULIN NIVEAU4 11-18 ans . SA_DA (individuels)

10.1. Résultats par équipes





	Equipe	Club								Total
1	Orsay	91--Caorsay	34.7	27.7	36.3	32.7	35.4	28.2	195.0	
2	Brunoy	91--Brunoy pyramide	30.0	31.2	33.8	31.7	32.1	24.8	183.6	
3	Draveil Gym		29.9	30.7	30.9	31.5	27.8	26.4	177.2	

10.2. Résultats individuels





	Gymnaste	Equipe	Annee								Total
1	RETUREAU DYLAN	Orsay	2002	12.3	9.7	12.2	10.8	12.1	10.2	67.3	
2	RAIZON TEO	Draveil Gym	2004	10.1	12.3	12.6	11.3	9.9	8.9	65.1	
3	DERBOIS NICOLAS	Brunoy	2002	11.2	12.1	11.8	10.7	11.9	7.3	65.0	
4	OLLIVIER Loris	Orsay	2002	11.4	9.2	10.9	11.1	11.0	9.2	62.8	
5	HELIE JORIS	Orsay	2002	11.0	8.8	11.9	10.1	12.2	8.4	62.4	
6	BILLON MAHER	Orsay	2003	10.0	7.7	12.2	10.7	9.3	8.8	58.7	
7	POTARD IGOR	Orsay	2003	8.4	8.2	11.5	10.8	11.1	8.6	58.6	
8	LAMPE STEEVE	Draveil Gym	2005	10.9	8.5	8.4	10.5	9.6	8.5	56.4	
9	BROUSSELY LUCAS	Brunoy	2004	6.1	9.5	10.6	10.6	10.8	8.7	56.3	
10	DUVALLET ADRIEN	Draveil Gym	2004	8.9	9.9	9.9	9.7	8.3	9.0	55.7	
11	DUVIVIER NOE	Brunoy	2004	9.5	7.8	10.4	10.4	8.5	8.8	55.4	
12	GARNIER GABIN	Brunoy	2003	9.3	9.6	11.4	0.0	9.4	2.5	42.2	
13	NESPOULOS NIL	Draveil Gym	2006	5.0	4.8	0.0	9.1	0.0	7.2	26.1	
14	GUIGNARD VADIM	Draveil Gym	2004	4.9	4.7	0.0	0.0	0.0	6.1	15.7	
15	GUILLOU KEREDAN ETIENNE	Brunoy	2004	7.3	0.0	0.0	0.0	0.0	0.0	7.3	

11. FEMININ NIVEAU4 11 + . SA_DA (individuels)

11.1. Résultats par équipes







	Equipe	Club					Total
1	Orsay	91--Caorsay	31.0	35.0	35.6	35.1	136.7
2	Arpajon	91--Esr arpajon	31.2	35.8	34.8	30.6	132.4
3	Chilly Morangis	91--Cgmc	31.4	33.0	32.6	31.7	128.7

11.2. Résultats individuels







	Gymnaste	Equipe	Annee					Total
1	FOUCHE EMILIE	Orsay	1999	10.5	12.6	11.2	12.3	46.6
2	LECLERCQ ENOLA *	Brunoy 1 (indiv) (indiv)	1999	10.7	12.6	10.8	11.9	46.0
3	LE BIHAN ANAELLE	Orsay	1995	10.5	11.5	12.5	11.3	45.8
4	LEMAITRE JULIANA	Arpajon	2001	10.5	12.5	11.9	9.9	44.8
5	RAMOND LENA	Arpajon	2003	10.2	11.0	12.1	11.3	44.6
6	BOUTARIC ANGELIQUE	Orsay	1997	10.0	10.9	11.9	11.5	44.3
7	ARMAND JULIE	Arpajon	1992	10.5	12.3	10.8	9.4	43.0
8	LEVY AUDREY	Chilly Morangis	1999	10.2	11.0	10.8	10.3	42.3
9	GILBERT CLARA	Chilly Morangis	2004	8.9	11.1	9.0	12.4	41.4
10	GOSELIN MANON	Chilly Morangis	2001	10.4	10.9	10.4	9.0	40.7
11	NAUDE LUNA	Chilly Morangis	1998	10.2	8.7	11.4	8.2	38.5
12	JOLY JUHENTON SOPHIE	Orsay	1989	9.8	0.0	8.6	10.6	29.0
13	LE BIHAN MAEVA	Orsay	1994	10.0	0.0	10.6	8.2	28.8
14	GREUILLET MEGHAN	Chilly Morangis	1999	10.8	0.0	0.0	0.0	10.8
15	GUYOT LUCIE	Arpajon	2001	0.0	0.0	0.0	0.0	0.0
	PIAUD ROMANE	Arpajon	2001	0.0	0.0	0.0	0.0	0.0

12. MASCULIN NIVEAU5 11 + . SA_DA (individuels)

12.1. Résultats par équipes

	Equipe	Club							Total
1	Athis Mons	91--Uso Athis Mons	36.5	34.5	38.9	39.1	38.7	37.5	225.2
2	Brunoy	91--Brunoy pyramide	37.7	36.6	36.9	41.3	34.4	38.1	225.0

12.2. Résultats individuels

	Gymnaste	Equipe	Anne e							Total
1	WILHELM THOMAS	Brunoy	2005	10.0	10.4	9.9	9.9	8.3	10.3	58.8
2	LE LOUET KYLIAN	Athis Mons	2006	8.6	9.4	10.2	10.1	9.0	9.8	57.1
3	BEINAT TOM	Brunoy	2004	9.4	9.5	9.0	10.5	8.7	9.9	57.0
4	DEDISSE BALTHAZAR	Athis Mons	2006	9.5	8.4	10.8	10.1	9.5	8.4	56.7
5	NARCY DORIAN	Brunoy	2006	10.1	8.1	9.0	10.4	8.9	9.9	56.4
6	GAUDEFROY MAXIME	Athis Mons	2005	7.4	9.8	9.1	9.0	9.9	10.1	55.3
7	VARONA ALBAN	Brunoy	2005	8.2	8.6	9.0	10.4	7.8	8.0	52.0
8	TELLIER MATHIS	Athis Mons	2005	9.7	6.6	8.3	9.3	8.6	9.2	51.7
9	BADI GIBRAN	Athis Mons	2006	8.7	6.9	8.8	8.6	9.8	7.8	50.6
10	PEREIRA NATAN	Brunoy	2006	5.9	6.7	8.0	10.0	8.5	7.8	46.9
	SICAUD ARTHUR	Athis Mons	2005	8.1	6.7	7.7	9.6	9.5	5.3	46.9

13. MASCULIN NIVEAU6 7-14 ans . SA_DA (individuels)

13.1. Résultats par équipes





	Equipe	Club								Total
1	Brunoy	91--Brunoy pyramide	38.7	37.5	42.5	37.8	39.0	40.0	235.5	
2	Arpajon	91--Esr arpajon	38.9	37.7	33.6	37.1	39.5	38.1	224.9	
3	Limours	91--Limours	30.3	33.3	36.4	35.7	39.5	34.7	209.9	
4	Athis Mons	91--Uso Athis Mons	37.9	34.6	28.0	32.5	28.0	31.7	192.7	

13.2. Résultats individuels





	Gymnaste	Equipe	Anne e							Total
1	PAULAT SALLES TIMOTHE	Brunoy	2007	9.5	10.3	10.9	10.0	10.7	10.4	61.8
2	GARCON TIBLE MATHEO	Brunoy	2007	9.4	8.7	10.5	8.8	9.6	9.8	56.8
3	CIOLPAN LIVIU	Brunoy	2010	9.8	9.1	9.6	9.2	9.0	9.8	56.5
4	BELIER SACHA	Brunoy	2010	9.6	9.4	10.4	9.1	7.8	10.0	56.3
5	KHEFIF SOFIANE	Arpajon	2008	8.3	9.4	7.8	10.5	9.9	10.3	56.2
6	BAUDUIN LEBON ROHANN	Arpajon	2009	9.9	9.6	8.0	9.3	9.6	9.4	55.8
	DE CARVALHO LUKA	Arpajon	2008	10.3	9.6	8.9	8.6	9.9	8.5	55.8
8	VAYSSE ILAN	Arpajon	2009	9.7	9.1	8.1	8.2	10.1	9.9	55.1
9	NOEL LOUIS	Brunoy	2008	9.2	8.3	10.7	9.5	7.8	9.3	54.8
10	PERROT DARIAN	Brunoy	2008	9.8	7.2	10.2	9.1	9.7	8.2	54.2
11	LANCEZEUX NOA *	Brunoy 1 (indiv) (indiv)	2008	9.4	7.7	9.2	9.4	8.6	9.3	53.6
12	NOEL NOLAN	Athis Mons	2011	9.0	9.0	9.4	8.1	8.6	8.7	52.8
13	GUERIN JORIS	Athis Mons	2011	9.9	8.8	7.9	8.2	9.1	8.7	52.6
14	ZHYHOTA LOCQUIN SLAVIK	Limours	2005	7.1	7.5	9.9	9.1	10.6	7.7	51.9
15	AZALBERT TOM	Limours	2008	8.9	9.4	7.5	8.7	9.5	7.7	51.7
16	BAROUNE QUENTIN	Athis Mons	2008	9.1	8.5	9.0	8.3	7.9	8.6	51.4
17	ZHYHOTA LOCQUIN VLADISLAV	Limours	2007	7.4	5.5	9.2	8.6	10.1	10.4	51.2
18	GILBERT MATEO	Limours	2005	5.6	7.9	9.8	9.3	9.3	8.9	50.8
19	ZYAT RAYENE	Arpajon	2007	9.0	6.0	8.6	8.7	7.5	8.5	48.3
20	DOS REIS MATYS	Limours	2006	6.9	8.5	4.5	7.9	5.8	6.6	40.2
21	AZZOUNI WASSIM	Athis Mons	2009	9.9	8.3	1.7	7.9	2.4	5.7	35.9
22	LAMOUREUX CAMERON	Athis Mons	2005	0.0	0.0	0.0	0.0	0.0	0.0	0.0

14. FEMININ NIVEAU2 11 + . SA_DA (individuels)

14.1. Résultats par équipes





	Equipe	Club					Total
1	Athis Mons	91--Usa Athis Mons	35.7	33.2	38.4	40.1	147.4
2	Morsang sur orge	91--Morsang sur Orge	36.4	33.9	35.5	37.7	143.5

14.2. Résultats individuels



	Gymnaste	Equipe	Annee					Total
1	GRAUS NICOLE	Athis Mons	1990	12.5	13.2	13.6	13.7	53.0
2	PROUTEAU MARINE	Morsang sur orge	1996	12.8	13.0	12.5	11.8	50.1
3	RIBEIRO MARIANNE	Athis Mons	2001	12.1	12.8	11.7	13.1	49.7
4	HAMMOU SARAH	Morsang sur orge	2001	12.2	10.3	10.5	13.2	46.2
5	NATA VINCENTE	Morsang sur orge	1989	11.0	10.6	10.2	12.4	44.2
6	REGULUS CYRIELLE	Morsang sur orge	2003	11.4	9.2	10.8	12.1	43.5
7	ANSART COLINE	Morsang sur orge	1994	11.2	8.1	12.2	11.9	43.4
8	NGUEMBO MELISSA	Athis Mons	2001	11.1	7.2	12.0	10.7	41.0
9	PELLETIER CECILE	Athis Mons	2001	0.0	5.2	12.8	13.3	31.3

15. FEMININ NIVEAU5 11-18 ans . SA_DA (individuels)

15.1. Résultats par équipes







	Equipe	Club					Total
1	Chilly Morangis	91--Cgmc	42.7	40.9	39.8	43.4	166.8
2	Marcoussis	91--Asm	40.3	43.5	41.2	41.4	166.4
3	Athis Mons	91--Uso Athis Mons	41.1	39.7	41.3	43.6	165.7
	Yerres	91--Gym club yerrois	41.4	41.2	40.1	43.0	165.7
5	St Chéron	91--Elan gym st cheron	40.6	39.7	41.7	39.1	161.1

15.2. Résultats individuels







	Gymnaste	Equipe	Annee					Total
1	SCOLA CAMILLE	Chilly Morangis	2002	11.2	10.2	10.3	11.3	43.0
2	CLARTE ANGELE	Athis Mons	2006	11.1	10.4	9.9	11.4	42.8
3	BARRE AMELIE	Marcoussis	2003	10.9	11.3	10.1	10.3	42.6
4	MORMAND CLAIRE	Yerres	2002	10.1	10.2	10.8	11.3	42.4
5	PETIT ANAIS	Marcoussis	2002	10.5	11.1	10.3	10.1	42.0
	BARON CLEMENCE	Chilly Morangis	2000	10.1	11.2	10.0	10.7	42.0
7	VEINBERG LEA	Yerres	2003	11.0	10.8	9.3	10.8	41.9
8	PARIGOT INGRID	Chilly Morangis	2001	10.9	10.8	9.1	10.8	41.6
9	MACHADO DA SILVA BEATRIZ	Athis Mons	2004	9.9	9.7	10.7	11.0	41.3
10	REY LISA	Marcoussis	2002	9.7	11.2	9.8	10.5	41.2
	POMMIER MARION	Athis Mons	2005	10.3	10.7	10.1	10.1	41.2
12	GLAVIER FANNY	Marcoussis	2001	9.2	9.9	11.0	10.5	40.6
13	GUILLOU PARMENTIER MANON	St Chéron	2004	10.4	11.2	10.8	7.5	39.9
14	BOUTTE SALOME	St Chéron	2005	9.4	9.7	9.8	10.6	39.5
15	MACHARD LOANE	Chilly Morangis	2002	10.4	8.7	9.7	10.6	39.4
16	REALI DEBORAH	Yerres	2006	10.3	9.8	8.6	10.5	39.2
17	COMPARIN FAUTRA THIYA	Athis Mons	2002	9.8	8.9	9.3	10.5	38.5
18	LOPES MORGANE	Chilly Morangis	2004	10.2	8.0	9.8	10.4	38.4
19	SIMOES PRUDENCE	St Chéron	2001	9.1	9.8	10.6	8.6	38.1
20	EBONGUE MAKOLLE LAURYN	St Chéron	2001	10.1	9.0	9.6	9.3	38.0
21	BABO MBENZA BONDIEU	Athis Mons	2003	8.3	8.0	10.6	10.7	37.6
	PASSOS VALENTINE	St Chéron	2002	10.1	7.8	9.3	10.4	37.6
23	GRACA VANESSA	Chilly Morangis	2002	9.5	8.7	9.6	9.4	37.2
24	WILLEME CAMILLE	Yerres	2003	10.0	8.0	9.4	9.5	36.9
25	BOIXIERE LUCILE	St Chéron	2001	10.0	7.1	10.5	8.8	36.4
26	THOMAS ALIETTE	Yerres	2006	9.9	4.9	10.6	10.4	35.8
27	ZELEK LAURA	Yerres	2004	9.3	10.4	8.4	6.2	34.3
28	KHATI ANAIS *	Chilly Morangis 1 (indiv) (indiv)	2002	0.0	8.7	10.3	0.0	19.0
29	MARTIN JULIETTE	Athis Mons	2000	0.0	0.0	0.0	0.0	0.0
	DOUCHET CHARLOTTE *	St Chéron (indiv) (indiv)	2003	0.0	0.0	0.0	0.0	0.0

16. MASCULIN NIVEAU6 7-10 ans . SA_DA (individuels)

16.1. Résultats par équipes







	Equipe	Club							Total
1	Marcoussis	91--Asm	37.4	35.5	36.2	36.7	38.4	38.9	223.1
2	Orsay	91--Caorsay	36.4	37.9	34.4	34.1	39.9	37.6	220.3
3	Plessis paté	91--EGPP	35.7	35.1	34.7	35.4	37.8	33.8	212.5
4	Villiers le Bâcle	91--Asvlb	26.0	31.4	32.4	31.5	37.1	30.5	188.9

16.2. Résultats individuels

	Gymnaste	Equipe	Anne e							Total
1	OMNES ALEXIS	Marcoussis	2009	10.0	9.3	9.2	9.0	9.7	10.4	57.6
2	GLAVIER LILIAN	Marcoussis	2008	9.5	9.1	10.0	9.7	10.3	8.5	57.1
3	BERT REMI	Plessis paté	2009	8.9	8.4	9.5	9.6	10.3	8.9	55.6
4	PEYTAVY JULES	Orsay	2008	9.9	10.1	7.5	8.5	10.0	9.5	55.5
5	FIQUET MATHIS *	Marcoussis 1 (indiv) (indiv)	2008	8.1	9.6	9.4	9.7	10.0	8.6	55.4
	PERRE AUGUSTIN	Orsay	2008	8.4	8.9	8.9	8.7	10.1	10.4	55.4
7	BUTNARU ADZIANO	Marcoussis	2008	8.1	8.2	8.3	9.6	9.9	9.8	53.9
8	VUYLSTEKER NOAH	Orsay	2009	8.3	8.0	9.0	8.4	10.5	8.7	52.9
9	DUCHESNE MARIN	Orsay	2011	7.3	9.4	9.0	8.5	9.3	9.0	52.5
10	HEALY ELDWYN	Plessis paté	2009	9.5	8.7	7.2	8.5	9.3	8.5	51.7
	LAUNAY GUILLAUME	Plessis paté	2008	9.6	8.9	8.2	8.5	8.6	7.9	51.7
12	NUBOER ROMAIN	Villiers le Bâcle	2008	4.3	9.7	8.9	8.3	10.3	9.1	50.6
	VINCI DOS SANTOS JULES	Villiers le Bâcle	2008	6.5	7.3	8.8	8.3	10.4	9.3	50.6
14	LE FLOHIC VALENTIN	Plessis paté	2009	7.7	8.3	8.0	8.8	9.4	8.3	50.5
15	VALOIS FLORIAN	Villiers le Bâcle	2008	9.8	8.0	7.5	8.1	9.9	6.9	50.2
16	DE LIMA COTTENET NOAH	Marcoussis	2008	8.4	7.2	8.4	8.4	8.5	8.7	49.6
17	DELAUNE NETHAN	Marcoussis	2008	9.5	8.9	8.6	8.1	4.3	10.0	49.4
18	GUINET JULIEN	Orsay	2009	9.8	9.5	4.3	8.1	8.8	8.6	49.1
19	BOURCHET LOUIS *	Draveil Gym	2009	7.9	9.0	9.0	8.1	7.5	7.4	48.9
20	CRINE LORIS	Plessis paté	2009	6.9	9.1	7.2	8.4	8.6	7.6	47.8
21	OLIVEIRA TILIAM	Plessis paté	2011	6.8	6.7	9.0	8.2	8.8	8.1	47.6
22	DELAUNE NOAH	Marcoussis	2008	4.2	7.7	7.3	7.7	7.8	7.5	42.2
23	GUERIN ARTHUR	Villiers le Bâcle	2008	5.4	6.4	7.2	6.8	6.5	5.2	37.5
24	RYKALA MATEO *	Draveil Gym	2010	7.7	6.7	7.3	0.0	7.5	6.5	35.7
25	DANGLADE LUCAS *	Draveil Gym	2011	5.3	4.5	0.0	7.7	4.6	0.0	22.1
26	ANJUBAULT DAYEN	Villiers le Bâcle	2009	0.0	0.0	0.0	0.0	0.0	0.0	0.0

17. MASCULIN NIVEAU3 11-18 ans . SA_DA (individuels)

17.1. Résultats par équipes





	Equipe	Club							Total
1	Marcoussis	91--Asm	34.6	11.5	16.7	32.4	26.5	26.7	148.4

17.2. Résultats individuels





	Gymnaste	Equipe	Anne e							Total
1	BARRE ROMAIN	Marcoussis	2007	12.0	5.4	8.3	10.6	11.0	7.6	54.9
2	LABOURET LUCAS	Marcoussis	2003	10.8	3.7	5.3	10.7	8.3	8.7	47.5
3	PETIT MAXANT	Marcoussis	2004	11.8	2.4	3.1	11.1	7.2	10.4	46.0
4	PICHOT MATEO	Marcoussis	2005	0.0	0.0	0.0	0.0	0.6	0.3	0.9
5	LIX MAXIME	Marcoussis	2003	0.0	0.0	0.0	0.0	0.0	0.0	0.0

18. FEMININ NIVEAU6 11 + . SA_DA (individuels)

18.1. Résultats par équipes







	Equipe	Club					Total
1	Orsay	91--Caorsay	40.5	41.8	41.4	43.4	167.1

18.2. Résultats individuels







	Gymnaste	Equipe	Annee					Total
1	LANGELIER CLARA	Orsay	1999	9.7	10.4	11.0	10.8	41.9
2	ARCHAMBAULT LOU	Orsay	2003	10.0	11.4	9.7	10.7	41.8
3	HERAULT LAURA	Orsay	2001	10.6	9.1	10.0	11.1	40.8
4	DELAUNAY SABLINE	Orsay	2003	10.0	10.9	9.7	9.8	40.4
5	ARNAUD LENA	Orsay	2002	9.8	9.1	10.6	9.9	39.4
6	HERAULT MARILYNE	Orsay	2002	9.9	8.6	9.8	10.8	39.1

19. MASCULIN NIVEAU3 11 + . SA_DA (individuels)

19.1. Résultats par équipes





	Equipe	Club							Total
1	Orsay	91--Caorsay	35.8	28.9	36.9	33.3	35.1	33.7	203.7
2	Athis Mons	91--Uso Athis Mons	34.8	19.8	28.9	31.9	20.9	18.5	154.8

19.2. Résultats individuels

	Gymnaste	Equipe	Anne e							Total
1	MIGNE BAPTISTE	Orsay	1992	12.2	11.7	12.3	10.9	12.4	11.6	71.1
2	LEYLEKIAN ROMEO	Orsay	1997	12.1	10.0	12.3	11.0	12.6	10.6	68.6
3	ALLEK IDRIS	Athis Mons	2001	12.0	8.1	11.1	11.3	12.1	11.4	66.0
4	POIRSON QUENTIN	Orsay	1999	11.5	5.8	11.7	11.3	9.1	11.5	60.9
5	borios GUILHEM	Orsay	1998	11.4	7.2	12.3	10.8	9.8	8.5	60.0
6	GUERIN FREDERIC	Athis Mons	1984	12.4	4.1	11.0	11.0	8.8	4.1	51.4
7	LAGRANGE ELLIOT	Athis Mons	1991	10.4	7.6	6.8	9.6	0.0	3.0	37.4
8	DUBOIS ANTOINE	Orsay	1993	7.7	0.0	8.2	11.0	10.1	0.0	37.0
9	MATEUS BATISTE	Athis Mons	1999	0.0	0.0	0.0	0.0	0.0	0.0	0.0

20. FEMININ NIVEAU5 7-10 ans . SA_DA (individuels)

20.1. Résultats par équipes

	Equipe	Club					Total
1	Draveil TTG	91--Draveil Team Tumbling Gymnastique	41.9	39.2	43.6	39.9	164.6

20.2. Résultats individuels





	Gymnaste	Equipe	Annee					Total
1	HALLIER DE CARVALHO LISA *	Arpajon 1 (indiv) (indiv)	2009	10.3	10.5	10.6	10.8	42.2
2	LIVE MATHILDE	Draveil TTG	2009	10.7	10.1	10.6	10.3	41.7
3	DUBOIS AURORE	Draveil TTG	2009	11.3	9.8	9.0	11.2	41.3
4	BLANJOUÉ JADE *	Arpajon 1 (indiv) (indiv)	2009	9.9	8.6	10.9	10.2	39.6
5	ARTIS LOLA	Draveil TTG	2008	9.1	9.1	11.0	9.4	38.6
	SERPAULT VINCENT LYLOU	Draveil TTG	2008	10.8	7.8	11.0	9.0	38.6
7	YOR MISAKI	Draveil TTG	2009	0.0	10.2	11.0	0.0	21.2
8	DUBOIS AMBRE	Draveil TTG	2008	0.0	0.0	0.0	0.0	0.0

21. FEMININ NIVEAU1 11-18 ans . SA_DA (individuels)

21.1. Résultats par équipes





	Equipe	Club					Total
--	--------	------	--	---	---	---	-------

21.2. Résultats individuels





	Gymnaste	Equipe	Annee					Total
1	DA SILVA ANDREA *	Ris Orangis 1 (indiv) (indiv)	2000	11.1	11.9	10.4	11.5	44.9

22. FEMININ NIVEAU3 11 + . SA_DA (individuels)

22.1. Résultats par équipes







	Equipe	Club					Total
1	Arpajon 1	91--Esr arpajon	32.0	37.6	37.4	37.1	144.1
2	Arpajon 2	91--Esr arpajon	32.6	34.4	34.1	36.6	137.7

22.2. Résultats individuels







	Gymnaste	Equipe	Annee					Total
1	FONTANGES SASHA	Arpajon 1	2001	10.7	12.7	13.1	11.5	48.0
2	DEVILLE FOILLARD STEPHANIE	Arpajon 1	1979	10.6	11.9	12.2	12.3	47.0
3	CAROL ESTHER	Arpajon 2	1998	10.9	11.5	11.8	12.0	46.2
4	HARDIAGON MARIE	Arpajon 2	1997	10.8	11.4	11.4	12.5	46.1
5	BRIMBOEUF ADELINE	Arpajon 2	1998	10.9	11.5	9.9	12.1	44.4
6	DA SILVA ZOE	Arpajon 1	2006	10.3	11.7	8.2	12.8	43.0
7	HARDIAGON CHLOE	Arpajon 2	1997	10.4	9.5	10.9	11.7	42.5
8	MERCHEZ LEONIE	Arpajon 1	2004	0.0	13.0	12.1	12.0	37.1
9	MICOUREAU MAYLINE	Arpajon 1	2000	10.7	11.3	10.3	0.0	32.3
10	DELPY CYNTHIA	Arpajon 2	1984	0.0	0.0	0.0	0.0	0.0

23. MASCULIN NIVEAU5 7-14 ans . SA_DA (individuels)

23.1. Résultats par équipes






	Equipe	Club							Total
1	Orsay	91--Caorsay	27.4	35.2	38.1	40.5	38.4	39.3	218.9

23.2. Résultats individuels








	Gymnaste	Equipe	Anne e							Total
1	MATYNIA GASPARD	Orsay	2005	6.5	9.9	10.4	10.5	9.7	10.5	57.5
2	PELLETIER TITOUAN	Orsay	2010	7.5	9.5	8.1	9.3	9.5	9.3	53.2
3	POTARD ALEXIS	Orsay	2004	6.0	7.4	9.8	9.4	9.3	9.2	51.1
4	CORRIERI RONAN	Orsay	2006	6.7	8.4	5.2	10.1	9.8	9.9	50.1
5	PELLEING MARIUS	Orsay	2004	6.7	4.4	9.3	10.1	9.4	9.6	49.5
6	SIRJEAN THOMAS *	Orsay 1 (indiv) (indiv)	2006	6.3	4.0	7.6	8.9	9.0	7.7	43.5
7	CHAVAS ALEXANDRE	Orsay	2008	5.8	0.2	8.6	9.8	8.5	7.7	40.6

24. MASCULIN NIVEAU4 11 + . SA_DA (individuels)

24.1. Résultats par équipes

	Equipe	Club								Total
1	Limours	91--Limours	35.7	31.4	37.0	33.5	35.6	31.9	205.1	

24.2. Résultats individuels

	Gymnaste	Equipe	Anne e								Total
1	LEHMANN JULIEN	Limours	1998	12.4	11.8	12.1	11.7	12.6	12.1	72.7	
2	FERNANDES JULIEN	Limours	2000	12.1	11.5	12.2	10.8	11.4	11.9	69.9	
3	LAURENT NICOLAS	Limours	2000	11.2	5.4	12.7	10.8	11.2	7.9	59.2	
4	LEHMANN BENJAMIN	Limours	2000	8.4	8.1	11.5	11.0	11.6	6.0	56.6	
5	LEOST ETIENNE	Limours	1987	0.0	0.0	0.0	0.0	0.0	0.0	0.0	