









Résultats de la compétition
Régionaux IdeF
Athis-Mons
16 et 17 mars 2019

1. FEMININ NIVEAU3 11-18 ans . SA_DA (individuels)

1.1. Résultats par équipes

	Equipe	Club					Total
1	A. Dreux	28--Alliance de dreux gymnastique	33.4	36.9	37.7	37.5	145.5
2	Vaires	77--Us Vaires	33.7	33.5	37.2	37.1	141.5
3	Draveil Gym	91--A'tous gym Draveil	34.3	35.2	36.9	35.0	141.4
4	Cerny	91--Gymnastique sportive de cerny	33.3	34.1	36.7	36.8	140.9
5	Plaisir	78--Etoile gymnique plaisiroise	32.5	34.4	35.7	35.7	138.3
6	Champigny	94--RSCChampigny gym	33.3	34.1	36.2	34.4	138.0
7	Conflans	78--PLM C Gym	31.9	36.9	34.2	32.9	135.9
8	Marcoussis	91--Asm	31.7	33.4	34.8	35.6	135.5
9	Les mureaux	78--Les Mureaux	34.0	33.8	33.9	33.6	135.3
10	Yerres	91--Gym club yerrois	33.7	30.5	35.9	33.0	133.1



1.2. Résultats individuels

	Gymnaste	Equipe	Annee					Total
1	GUILLEMARD JUSTINE	A. Dreux	2004	11.4	12.4	12.7	13.0	49.5
	MAULNY AGATHE	Cerny	2004	11.1	12.9	12.4	13.1	49.5
3	POTTIN CASSANDRE	Draveil Gym	2001	11.6	13.0	12.5	12.0	49.1
4	SKOCZEK SOLENE	Vaires	2002	11.8	12.0	12.8	12.3	48.9
	LEMARCHAND CHELSEA	Les mureaux	2004	12.5	11.6	12.4	12.4	48.9
6	GRZELAK MATHILDE	A. Dreux	2004	10.6	12.3	12.5	12.4	47.8
7	ROUX LUCIE	Conflans	2002	11.1	12.8	11.0	12.7	47.6
8	DULOIR MAUREEN	A. Dreux	2006	11.0	11.6	12.5	12.1	47.2
9	PENSO KELLY	Plaisir	2001	11.1	11.7	12.2	12.0	47.0
10	TERREIL MANON	Draveil Gym	2001	11.8	11.3	11.9	11.9	46.9
11	BUFFIN LOAN	Champigny	2007	11.0	11.6	12.1	11.9	46.6
12	TARRIS ENOLA	Vaires	2000	10.9	10.2	12.4	12.8	46.3
13	MOREAU COLLEEN	A. Dreux	2006	11.0	11.9	11.8	11.3	46.0
14	HENRY MAELYS	Yerres	2003	12.1	11.3	11.8	10.6	45.8
15	BELLEY CLEMENCE	Champigny	2006	11.0	11.5	12.3	10.8	45.6
16	MAEDER CHARLOTTE	Marcoussis	2003	11.0	11.5	11.1	11.8	45.4
17	BENHAMLAT LILYA	Champigny	2007	11.0	10.8	11.8	11.7	45.3
18	LE CORRE CAMILE	Plaisir	2003	10.6	11.2	11.9	11.4	45.1
19	IOUALALEN LIMA	Vaires	2002	10.4	10.6	12.0	12.0	45.0
20	KHAMMAME MANON	Plaisir	2002	10.6	10.5	11.4	12.3	44.8
21	CHABOT CELIANE	Conflans	2002	10.8	12.5	11.2	10.1	44.6
22	LAPOSI AMBRE	Plaisir	2001	10.1	11.5	11.6	11.3	44.5
23	DA SILVA JADE	Cerny	2003	11.2	10.1	11.6	11.5	44.4
	PENDA KHIMIA	Champigny	2007	11.3	11.0	11.5	10.6	44.4
25	RICHARDOT ESTHER	Marcoussis	2004	9.2	10.7	12.2	12.0	44.1
26	ROGER LUCILLE	Cerny	2003	10.2	10.7	12.7	10.4	44.0
27	VIARD JULIE	Marcoussis	2003	10.6	11.2	10.2	11.8	43.8
28	MIRONNEAU ZOE	Yerres	2005	9.8	9.9	11.9	11.6	43.2
29	SAUTET DIANE	Plaisir	2001	10.8	11.0	11.2	10.1	43.1
30	JURE ENOLA *	A. Dreux 1 (indiv) (indiv)	2005	9.5	11.5	12.0	10.0	43.0
31	EL MENNANI NINA	Les mureaux	2006	10.8	11.1	10.2	10.7	42.8
32	BARRE MARION	Marcoussis	2005	10.1	10.3	11.5	10.8	42.7
33	THOMAS ALIX	Les mureaux	2003	10.7	11.1	11.3	9.5	42.6
34	CHATELIER AMANDINE	Vaires	2003	11.0	10.9	9.6	11.0	42.5





35	LEFEBVRE GARANCE	Cerny	2005	11.0	9.8	9.2	12.2	42.2
	LIBERMANN INES	Vaires	2003	10.9	10.5	11.6	9.2	42.2
37	GATIBELZA LISA	Yerres	2003	10.6	9.3	10.3	10.8	41.0
38	RICHARDOT GAELE	Marcoussis	2002	9.6	8.0	10.4	11.8	39.8
39	MATHEUS MAEVA	Cerny	2001	10.2	10.5	10.2	7.7	38.6
40	UBICO VITORIA	Yerres	2002	11.0	4.6	12.2	10.3	38.1
41	LOUISE DIT MAUGER MANON	Les mureaux	2005	10.1	5.5	9.5	10.5	35.6
42	ROBIN CHARLOTTE	Conflans	2002	10.0	0.0	12.0	10.1	32.1
43	BINTZ MAY-LINE	Draveil Gym	2005	0.0	10.9	1.7	10.9	23.5
44	PRIVE JEANNELLE	Draveil Gym	2001	10.9	0.0	12.5	0.0	23.4
45	ZAOUI SARAH	A. Dreux	2005	0.0	12.2	10.8	0.0	23.0
46	SAADI ASSIA	Draveil Gym	2002	0.0	8.0	2.1	11.1	21.2
47	CORDONNIER LOIS	Conflans	2002	0.0	11.6	0.0	0.0	11.6
48	FERREZ MIA	Conflans	2002	0.0	0.0	10.4	0.0	10.4
49	CLOIX LOU	Yerres	2002	0.0	0.0	0.0	0.0	0.0
	RUCHOT VALENTINE	Les mureaux	2004	0.0	0.0	0.0	0.0	0.0

2. FEMININ NIVEAU4 11 + . SA_DA (B) (individuels)

2.1. Résultats par équipes

	Equipe	Club					Total
1	Le chesnay 1	78--Société de gymnastique Le Chesnay	31.6	37.0	36.2	36.7	141.5
2	Voisins	78--Voisins	31.5	37.9	33.9	37.1	140.4
3	Conflans	78--PLM C Gym	31.5	36.6	36.0	35.6	139.7
4	St Germain Laval	77--GCSGL	32.4	36.0	34.6	36.6	139.6
5	Othis	77--Co othis	32.2	34.3	36.7	36.2	139.4
6	Chilly Morangis	91--Cgmc	30.2	35.6	33.9	36.1	135.8
	Menucourt	95--Gym menucourtoise	32.1	35.3	32.4	36.0	135.8
8	Orsay	91--Caorsay	30.7	34.1	34.9	34.7	134.4
9	Vaires	77--Us Vaires	30.8	34.9	33.7	34.9	134.3
10	Houilles 1	78--Avant-Garde de Houilles	30.7	34.9	32.1	30.1	127.8





2.2. Résultats individuels

	Gymnaste	Equipe	Annee					Total
1	KHOMYN EUGENIA	Le chesnay 1	2001	12.0	12.7	12.9	12.7	50.3
2	USUBELLI ELINA	Othis	2004	10.5	12.7	12.7	12.5	48.4
3	GRAL CAMILLE	Houilles 1	1995	11.0	12.3	12.1	12.3	47.7
4	EGGER ELEONORE	Conflans	1998	10.8	11.9	12.8	12.1	47.6
5	LE BIHAN ANAELLE	Orsay	1995	10.1	12.4	12.2	12.3	47.0
	BENEZECH MAELLE	Menucourt	2001	10.9	12.6	11.2	12.3	47.0
7	COLLEONI CLARA	Conflans	1999	10.3	11.4	11.9	12.3	45.9
8	BESOMBES JULIE	St Germain Laval	2001	10.3	10.8	12.2	12.5	45.8
	GOURGUES LOLA	St Germain Laval	2000	9.3	12.4	12.1	12.0	45.8
10	FOUCHE EMILIE	Orsay	1999	10.9	11.8	11.0	11.9	45.6
	CARRERE MAELLE	Voisins	2002	10.5	10.7	11.7	12.7	45.6
	LEAO SOPHIE	Voisins	1994	10.8	12.7	11.1	11.0	45.6
13	RELOUZAT PRICILIA	Menucourt	2003	11.0	12.1	10.8	11.6	45.5
	ALLARDON CLEMENCE	Le chesnay 1	1999	9.7	12.3	11.6	11.9	45.5
15	GUILLOIS LEA	Voisins	1999	10.2	12.7	9.9	12.6	45.4
16	AMARI EMILIE	St Germain Laval	1984	10.7	11.8	10.3	12.1	44.9
	GAUDRY LEA	Othis	2001	10.6	10.7	12.3	11.3	44.9
18	GARNIER MAUD	Voisins	1997	9.7	12.5	10.8	11.8	44.8
19	GILBERT CLARA	Chilly Morangis	2004	9.5	12.1	11.9	11.2	44.7
	FREDERIC CLARA	Othis	2004	9.9	10.9	11.7	12.2	44.7
21	PIOLA JUSTINE	Vaires	1994	10.0	11.5	11.1	12.0	44.6
	BRETON CORALINE	St Germain Laval	1999	11.2	11.8	10.2	11.4	44.6
23	BENOIT HELOISE	Vaires	1992	10.2	11.3	10.8	11.7	44.0
24	SALMONT PAULINE	Conflans	1998	10.4	12.3	9.8	11.2	43.7
25	DABILLY ELEONORE	Conflans	2000	9.2	12.4	11.3	10.5	43.4
	LE COQ LENA	Vaires	1996	10.4	10.0	11.8	11.2	43.4
27	RUCHAUD MARINE	Othis	1997	11.1	9.9	10.5	11.5	43.0
28	CADET MARINE	Voisins	1996	9.7	12.0	11.1	10.1	42.9
29	RE RAPHAELLE	Le chesnay 1	2001	9.8	11.7	11.4	9.9	42.8
30	VIOLLET ANDREANE	Menucourt	2002	10.2	9.9	10.4	12.1	42.6
	MORVAN MEGANE	Le chesnay 1	1993	9.8	12.0	11.7	9.1	42.6
32	LORPHELIN ALBANE	Houilles 1	1995	10.0	12.1	10.2	10.1	42.4


33	NAUDE LUNA	Chilly Morangis	1998	10.3	11.3	10.9	9.4	41.9
34	RODIEN JULIE	St Germain Laval	1994	10.5	11.1	9.4	10.8	41.8
35	BOUTARIC ANGELIQUE	Orsay	1997	9.7	9.9	11.4	10.5	41.5
36	THOMAS ANNE	Vaires	2000	9.8	12.1	8.7	10.7	41.3
	LEVY AUDREY	Chilly Morangis	1999	10.2	8.1	10.9	12.1	41.3
38	BOCAGE NORINA	Menucourt	2000	8.8	10.6	9.8	9.5	38.7
39	KACIMI SORAYA	Houilles 1	1991	9.7	10.5	9.8	7.7	37.7
40	LARDY NOA	Othis	2004	9.0	10.7	8.5	8.8	37.0
41	GREUILLET MEGHAN	Chilly Morangis	1999	0.0	12.2	11.1	12.5	35.8
42	MALAVAL MARGOT	Le chesnay 1	2001	0.0	12.0	10.9	12.1	35.0
43	DENIS ROXANE	Menucourt	1998	10.0	6.1	8.9	8.6	33.6
44	JOLY JUHENTON SOPHIE	Orsay	1989	8.7	2.2	11.3	10.3	32.5
45	FERREIRA ALEXIA	Chilly Morangis	1997	9.7	10.1	0.0	11.5	31.3
46	DE LUTIS ISAURE	Vaires	2000	10.2	8.3	10.5	0.0	29.0
47	DOS SANTOS CASSANDRE	Conflans	2000	0.0	0.0	10.3	8.5	18.8
48	CALLU LAURINE	Houilles 1	1993	0.0	0.0	0.0	0.0	0.0
	LE BIHAN MAEVA	Orsay	1994	0.0	0.0	0.0	0.0	0.0

3. FEMININ NIVEAU2 11-18 ans . SA_DA (individuels)

3.1. Résultats par équipes

	Equipe	Club					Total
1	Brie comte robert	77--Scbgym	34.5	37.1	35.7	39.7	147.0
2	Vaires	77--Us Vaires	34.1	35.3	34.7	37.2	141.3
3	Houdan	78--Gym Club Houdanais	30.0	32.2	35.0	37.1	134.3

3.2. Résultats individuels





	Gymnaste	Equipe	Annee					Total
1	KPAKPO MARINE	Brie comte robert	2001	12.0	12.7	12.3	13.5	50.5
2	DEBOVES VICTORIA	Houdan	2003	10.5	13.3	12.5	12.5	48.8
3	DE SAINT CHARTRIER LAURA	Brie comte robert	2000	11.9	12.7	10.6	12.9	48.1
4	IOUALALEN JADE	Vaires	2004	11.5	10.4	11.3	13.3	46.5
5	GRIETTE LAURINE	Vaires	2001	11.8	12.7	10.9	10.6	46.0
6	ALCHOUROUN CAMILLE	Vaires	2004	10.8	12.2	10.6	12.0	45.6
7	FORTIN CAMILLE	Houdan	2004	9.4	9.8	12.0	12.5	43.7
8	AUGER LUCIE	Houdan	2004	10.1	9.1	10.5	12.1	41.8
9	GOSE FANNY	Brie comte robert	2001	10.6	9.5	11.3	9.7	41.1
10	POUY MAYLIS	Brie comte robert	2002	0.0	11.7	11.7	13.0	36.4
11	CHERON CHLOE	Brie comte robert	2002	0.0	10.4	11.7	13.2	35.3
12	DELONDRE LOANE	Vaires	2006	10.2	0.0	10.2	10.7	31.1
13	BERGAGNA ORNELLA	Vaires	2002	0.0	0.0	12.5	11.9	24.4

4. FEMININ NIVEAU1 11-18 ans . SA_DA (individuels)

4.1. Résultats par équipes

	Equipe	Club					Total
--	--------	------	--	---	---	---	-------

4.2. Résultats individuels





	Gymnaste	Equipe	Annee					Total
1	DA SILVA ANDREA *	Ris Orangis 1 (indiv) (indiv)	2000	11.5	8.5	11.5	11.2	42.7

5. FEMININ NIVEAU4 11 + . SA_DA (individuels)

5.1. Résultats par équipes

	Equipe	Club					Total
1	Plaisir	78--Etoile gymnique plaisiroise	31.8	37.1	36.5	37.2	142.6
2	Brie comte robert	77--Scbgym	32.3	37.0	35.0	36.7	141.0
3	Chevry Cossigny	77--A.s chevry gym	32.1	35.6	35.2	37.5	140.4
4	Boulogne	92--Boulogne	32.0	37.7	34.1	36.5	140.3
5	Arpajon	91--Esr arpajon	31.9	36.9	33.6	37.5	139.9
6	Bray	77--Club sportif braytois	30.0	36.7	34.0	37.4	138.1
7	Gargenville	78--Espérance de gargenville	32.6	36.6	32.2	36.2	137.6
8	Houilles 2	78--Avant-Garde de Houilles	31.7	36.4	33.3	35.6	137.0
9	Le chesnay 2	78--Société de gymnastique Le Chesnay	31.2	33.1	30.5	34.1	128.9
10	Rungis	94--Rungis	28.9	28.7	30.9	33.6	122.1





5.2. Résultats individuels

	Gymnaste	Equipe	Annee					Total
1	DEBAH LILYA	Plaisir	1998	10.5	12.9	12.9	12.6	48.9
2	LE CAM NINA	Plaisir	1998	10.8	12.8	11.9	12.7	48.2
3	FRANCOIS MAELISS	Chevry Cossigny	1998	10.9	11.7	12.9	12.6	48.1
4	PEREZ FREDERIQUE	Boulogne	2002	10.7	12.9	12.0	12.2	47.8
5	POMMERELL KIARA	Brie comte robert	2001	11.1	13.3	12.0	11.1	47.5
6	BANOS MAEVA	Bray	2003	10.0	12.9	12.0	12.5	47.4
7	LECLERCQ ENOLA	Arpajon	1999	11.0	12.6	10.5	12.6	46.7
	SERRET DIANA	Boulogne	1992	10.7	12.6	11.0	12.4	46.7
9	MARROT BENEDICTE	Gargenville	2000	10.8	12.5	11.2	12.0	46.5
10	RAMOND LENA	Arpajon	2003	10.3	11.1	11.8	12.8	46.0
11	LEBARBENCHON EMMA	Chevry Cossigny	2002	10.5	11.6	11.3	12.5	45.9
12	VIAL CLEMENCE	Houilles 2	1998	9.8	12.7	11.3	12.0	45.8
	GIRARDIN SOLENE	Chevry Cossigny	2005	10.1	12.3	11.0	12.4	45.8
14	RIBEIRO ELSA	Brie comte robert	2001	11.1	11.7	10.9	12.0	45.7
15	ROYAU LUDYVINE	Brie comte robert	1994	9.4	11.3	12.1	12.6	45.4
16	GRAL LUCILE	Houilles 2	1999	11.1	11.8	11.1	11.3	45.3
17	LOSSOUARN LUCIE	Bray	2004	9.9	11.7	11.3	12.3	45.2
18	TRELLU ALINE	Plaisir	1998	10.1	11.4	11.7	11.9	45.1
19	VIAL CARLA	Houilles 2	2001	10.4	11.9	10.9	11.6	44.8
	LEMAITRE JULIANA	Arpajon	2001	10.1	12.3	10.3	12.1	44.8
21	GOUDAL CHLOÉ	Bray	2005	9.9	12.1	10.7	12.0	44.7
22	SOULIMAN MARINA	Le chesnay 2	1987	10.4	10.9	11.6	11.5	44.4
23	ARMAND JULIE	Arpajon	1992	10.6	12.0	11.3	10.4	44.3
	BUREAU MARINE	Gargenville	1997	9.6	12.0	10.7	12.0	44.3
25	LEBLANC CAMILLE	Brie comte robert	2003	10.1	11.6	10.9	11.6	44.2
26	BONHOMME MANON	Plaisir	2006	9.6	11.2	11.5	11.8	44.1
	OUZEROUAL ASMA	Boulogne	2004	9.8	12.2	10.3	11.8	44.1
28	BARBOT AURELIE	Rungis	1995	10.0	11.5	10.6	11.6	43.7
	FLAMENT EMELINE	Gargenville	1998	11.1	11.9	8.5	12.2	43.7
30	MAKKOR RIHEB	Chevry Cossigny	2002	10.7	10.2	10.6	11.8	43.3

31	PAVIE SEVERINE	Boulogne	1997	10.6	11.9	9.1	11.6	43.2
32	CHATELIN LAURE	Plaisir	2006	10.5	11.3	9.5	11.7	43.0
33	HERTZOG MARION	Boulogne	2001	10.1	9.7	11.1	11.9	42.8
34	SIMONET ELIA	Le chesnay 2	2001	10.5	11.3	9.6	10.9	42.3
35	BOBET ELSA	Gargenville	2004	10.7	12.1	10.3	8.9	42.0
36	HERTIG LUCIE	Brie comte robert	2000	9.5	12.0	8.2	12.1	41.8
37	BOURDON CAMILLE	Bray	2001	10.1	11.6	9.1	10.2	41.0
38	LOOS CHRISTINE	Rungis	1991	9.7	11.4	9.7	10.1	40.9
39	VIAN LIERDE MATHILDE	Houilles 2	2000	10.2	10.5	8.0	12.0	40.7
40	LIVIE ANIKA	Chevry Cossigny	2001	10.0	10.8	10.0	9.0	39.8
41	NOUARD MELANIE	Le chesnay 2	1996	8.7	10.9	9.3	10.5	39.4
42	ZUGASTI KIM	Houilles 2	1995	9.4	11.3	8.4	9.4	38.5
43	REITER PAULINE	Rungis	1995	9.2	5.8	10.6	11.9	37.5
44	GUYOT LUCIE	Arpajon	2001	9.8	4.8	9.1	10.8	34.5
45	NONET MARGAUX	Le chesnay 2	2001	10.3	0.0	8.7	11.7	30.7
46	BERNARD AMELINE	Bray	1998	0.0	0.0	0.0	12.6	12.6
47	SOARES LINA	Le chesnay 2	2001	0.0	2.7	8.3	0.0	11.0
48	BELMONTE MAELLE	Rungis	1996	0.0	0.0	0.0	0.0	0.0
	LECLERC DORIANE	Rungis	1997	0.0	0.0	0.0	0.0	0.0

6. FEMININ NIVEAU4 11-18 ans . SA_DA (individuels)

6.1. Résultats par équipes

	Equipe	Club					Total
1	Orsay	91--Caorsay	32.3	36.5	35.7	38.0	142.5
2	Rungis	94--Rungis	32.9	37.4	34.0	37.0	141.3
3	Voisins	78--Voisins	32.8	35.5	34.1	38.0	140.4
4	Chilly Morangis	91--Cgmc	31.5	38.7	32.1	37.6	139.9
5	Yerres	91--Gym club yerrois	30.9	38.5	33.4	36.2	139.0
6	USY	78--Union sportive des yvelines	30.9	35.9	35.5	36.6	138.9
7	Dammarie	77--Etoile sportive de dammarie les lys	31.4	36.6	35.4	35.4	138.8
8	Ecuelles	77--Adsce gym	31.1	36.9	34.7	35.7	138.4
9	Pontoise	95--SPG Pontoise	31.3	38.0	33.0	35.4	137.7
10	Les Clayes	78--Les Clayes de la Gym	30.6	36.3	34.5	36.1	137.5
11	Brunoy	91--Brunoy pyramide	30.3	36.9	34.3	34.6	136.1
12	Chatou	78--Chatou DynaGym	31.9	33.8	33.4	36.9	136.0
13	Champigny	94--RSCChampigny gym	29.8	37.7	33.5	34.0	135.0
14	Houilles	78--Avant-Garde de Houilles	31.3	34.3	32.9	32.5	131.0
15	Plessis paté	91--EGPP	29.6	33.1	33.4	33.8	129.9
16	Charenton	94--Envol Gym	29.7	27.5	32.6	31.7	121.5

6.2. Résultats individuels

	Gymnaste	Equipe	Annee					Total
1	FAUCHEUR FANNY	Rungis	2001	11.0	13.4	11.9	12.5	48.8
2	GIANELLA LILOU	Orsay	2004	10.6	11.8	12.5	12.8	47.7
3	KASIBORSKI SALOME	Orsay	2005	11.2	12.4	11.7	12.1	47.4
4	INACIO ELIA	Rungis	2002	11.2	12.5	11.2	12.4	47.3
5	PLANQUE MAUD	Voisins	2002	11.4	12.1	11.2	12.5	47.2
	FRANJAUD CECILE	Dammarie	2002	10.9	12.6	12.3	11.4	47.2
7	RANAIS ADRIAN MIALY	Les Clayes	2003	9.8	13.4	12.2	11.4	46.8
8	FOUREAU ALYSSIA	USY	2003	9.7	12.4	11.9	12.7	46.7
	NOWICKI CLAIRE	Chilly Morangis	2002	10.3	13.0	10.6	12.8	46.7
10	PASQUEREAU MAUDE	Pontoise	2003	10.3	12.2	11.7	12.4	46.6
	VARSVAUX EMMA	Chilly Morangis	2000	10.7	12.3	11.0	12.6	46.6
	ROLLAND MANON	Orsay	2001	10.5	11.9	11.5	12.7	46.6
13	VERNIER JUDITH	Ecuelles	2006	10.3	12.6	11.5	12.0	46.4
14	CLOIX ZOE	Yerres	2000	10.1	12.6	10.8	12.8	46.3
15	GY MAELYS	Chilly Morangis	2002	10.5	13.0	10.5	12.2	46.2
16	DRAME SHAIMA	Voisins	2004	11.2	11.2	11.0	12.7	46.1
17	LERAILLEZ CAMILLE	Brunoy	2005	10.3	12.5	11.2	11.9	45.9
18	GOBY CHARLOTTE	Dammarie	2000	9.9	12.0	11.8	12.1	45.8
	PERHIRIN MANON	Chatou	2000	10.5	11.7	11.4	12.2	45.8
20	CANDAS CAMILLE	Yerres	2000	9.7	12.9	11.6	11.5	45.7
21	CARPENTIER CELIA	Ecuelles	2004	10.6	11.9	10.9	12.2	45.6
22	DANIEAU SIMON CAPUCINE	Les Clayes	2006	10.5	11.6	11.2	12.2	45.5
23	KRAWIEC MANON	Pontoise	2002	10.5	13.1	10.7	11.1	45.4
	NIAVET SARAH	USY	2002	9.7	11.9	12.0	11.8	45.4

25	GOMEZ AMBRE	Ecuelles	2001	10.0	12.4	11.4	11.5	45.3
26	POIRIER MARGAUX	Yerres	2001	11.1	13.0	9.3	11.8	45.2
	LEDOUX ORIANE	Pontoise	2003	10.4	12.7	10.4	11.7	45.2
	BOULOGNE MANON	USY	2005	10.3	11.2	11.6	12.1	45.2
	PIERRE SALOME	Chatou	2001	10.6	10.6	11.4	12.6	45.2
30	CHERBONNEL ILLONA	Rungis	2003	10.6	11.5	10.9	12.1	45.1
	GILLOURY ANNE	Champigny	2000	9.8	12.8	11.5	11.0	45.1
	MILLET-GRUET ALICIA	Champigny	2001	9.9	12.8	11.1	11.3	45.1
33	MANSOURI SARAH	Brunoy	2003	9.9	12.0	11.1	12.0	45.0
	HERBERT CHARLOTTE	Orsay	2003	10.1	11.5	10.9	12.5	45.0
	LE BOUDEC PERRINE	Voisins	2005	10.2	10.8	11.9	12.1	45.0
36	GIRARDIN MARION	Chilly Morangis	2001	10.0	12.7	10.4	11.8	44.9
	HERBAULT EMILIE	Voisins	2003	9.6	11.5	11.0	12.8	44.9
38	GAVOY CHARLOTTE	Ecuelles	2004	10.2	11.8	11.8	10.9	44.7
39	PONE CANDICE	Yerres	2001	9.6	12.4	11.0	11.6	44.6
40	REDON MARINE	Houilles	2003	10.4	11.3	10.8	12.0	44.5
41	CHAINAY ELSA	Dammarie	2003	10.4	12.0	9.9	11.9	44.2
42	BERNASCONI CHLOE	Plessis paté	2001	9.9	11.0	10.9	12.3	44.1
	LOLLIEROU KLERVI	USY	2002	10.9	11.6	11.4	10.2	44.1
44	EBANAT INGAUTA LYSE DAHLIA	Champigny	2002	9.8	12.1	10.3	11.7	43.9
45	CHAFI SABRINE	Chatou	2002	10.0	11.4	10.1	12.1	43.6
	VANDERME ANNA	Chatou	2001	10.8	10.7	10.6	11.5	43.6
47	LEGER AMBRE	Rungis	2003	10.7	10.6	10.5	11.7	43.5
48	SERGENT MARGAUX	Brunoy	2003	10.1	11.9	11.0	10.2	43.2
	SCHOPPHOFF ALISSA	Dammarie	2003	9.9	10.8	11.3	11.2	43.2
50	CAZEMAJOU LÉNA	Houilles	2004	10.4	11.6	11.3	9.6	42.9
	HUMERY AMELIE	Les Clayes	2002	9.9	10.2	11.1	11.7	42.9
52	GOBY CHLOE	Dammarie	2002	10.1	11.6	11.3	9.7	42.7
53	BEGGA CELIA	Brunoy	2003	9.7	10.0	12.0	10.7	42.4
54	EURIN ELISE	Orsay	2002	10.0	12.2	11.3	8.8	42.3
55	REDON LAURA	Houilles	2003	9.8	10.7	10.8	10.9	42.2
56	TARDIF TIFAINÉ	Plessis paté	2002	9.9	11.5	9.2	11.2	41.8
57	ROUSSEAU TIPHANIE	Plessis paté	2000	9.1	10.6	11.0	10.3	41.0
58	VASSET MARGAUX	Pontoise	2003	8.8	10.1	10.6	11.3	40.8
59	LENOIR ELISA	Ecuelles	2005	9.5	11.0	11.0	9.1	40.6
	FRANÇOIS NOÉMIE	Charenton	2002	10.5	9.8	10.0	10.3	40.6
61	MOLINO ELSA	Rungis	2002	10.1	9.7	9.9	10.5	40.2
62	PRATER SAMANTHA	Pontoise	2003	10.4	9.5	9.0	11.1	40.0
63	THUILLIER MARION	Houilles	2002	9.7	11.4	10.1	8.4	39.6
64	CHANANE MAELLE	Champigny	2004	9.8	10.8	8.2	10.7	39.5
65	MONTEIRO PERON LUNE	Houilles	2002	10.5	10.7	8.8	9.4	39.4
	DROUIN BERTILLE	Charenton	2002	9.6	9.5	11.5	8.8	39.4
67	MERMET JESSICA	Plessis paté	2003	9.6	8.4	11.5	9.1	38.6
68	RETRON LEA	Plessis paté	2001	9.8	9.0	9.0	10.2	38.0
69	CHAUT JEANNE	Charenton	2002	9.6	4.6	11.1	11.5	36.8
70	MOUFLE FLORENCE	Charenton	2002	9.0	8.2	8.3	9.9	35.4
71	COTTIN LOIS	Brunoy	2002	9.6	12.4	10.7	1.3	34.0
72	CANTALAPIEDRA CELIA	Les Clayes	2000	10.2	0.0	10.7	12.2	33.1
73	GARABIN MAELLE	Champigny	2005	10.1	11.6	10.9	0.0	32.6
74	ROBINE PAULINE	Yerres	2000	9.4	12.0	10.1	0.0	31.5
75	VAURES ZAWADZKA JOHANNA	Voisins	2000	0.0	11.9	10.7	0.0	22.6
76	JARRIER-STETTIN MYLENE	Les Clayes	2000	0.0	11.3	0.0	0.0	11.3
77	ITIER MANON	Chatou	2000	0.0	10.0	0.0	0.0	10.0
78	VAILLANT JULIE	USY	2000	0.0	0.0	0.0	0.0	0.0

FAURE CLARINE	Charenton	2002	0.0	0.0	0.0	0.0	0.0
---------------	-----------	------	-----	-----	-----	-----	-----

7. MASCULIN NIVEAU3 11 + . SA_DA (individuels)

7.1. Résultats par équipes

	Equipe	Club							Total
1	Athis Mons	91--Uso Athis Mons	39.1	27.2	33.1	34.9	37.5	35.3	207.1
2	Houilles 2	78--Avant-Garde de Houilles	36.3	29.1	30.6	35.5	37.9	36.1	205.5
3	Orsay	91--Caorsay	35.4	29.5	34.2	33.2	37.0	33.2	202.5
4	Champigny	94--RSCChampigny gym	33.7	28.4	36.4	36.0	32.3	34.4	201.2
5	Beauchamp	95--Arabesque gymnique Beauchamp	33.2	28.4	35.7	35.1	34.7	34.0	201.1
6	Houilles 1	78--Avant-Garde de Houilles	39.7	22.4	29.4	35.8	32.9	33.2	193.4
7	Dreux	28--Esperance drouaise	33.6	26.8	27.8	33.7	28.9	22.0	172.8

7.2. Résultats individuels

	Gymnaste	Equipe	Année							Total
1	DA SILVA YOANN	Champigny	1996	12.5	11.9	13.1	11.9	12.4	12.2	74.0
2	MATEUS BAPTISTE	Athis Mons	1999	12.7	10.3	13.0	11.5	13.2	11.8	72.5
3	MIGNE BAPTISTE	Orsay	1992	12.6	10.3	11.8	11.1	12.8	11.9	70.5
4	LECLERC JULIEN	Houilles 2	1989	13.0	9.3	10.6	12.5	12.6	11.6	69.6
5	GUILMART MAXIME	Beauchamp	1997	10.4	11.3	12.6	11.0	11.8	11.1	68.2
6	COURT NICOLAS	Houilles 2	1996	11.5	9.7	9.4	11.9	12.5	13.1	68.1
7	MASSE ANTOINE	Beauchamp	1995	11.9	7.6	12.5	12.3	12.2	11.4	67.9
8	COURT ADRIEN	Houilles 1	1999	13.0	8.6	10.1	12.6	12.0	11.3	67.6
9	LEYLEKIAN ROMEO	Orsay	1997	10.4	10.2	10.0	11.1	12.9	12.2	66.8
10	ALLEK IDRIS	Athis Mons	2001	12.9	7.4	10.4	12.1	10.7	12.8	66.3
11	LE TADIC THEO	Dreux	2002	11.8	11.1	10.4	12.3	10.6	9.9	66.1
12	LAVOT ENZO	Champigny	2004	10.8	10.4	11.9	11.8	9.3	11.7	65.9
13	CROCHU BERTRAND	Houilles 2	1990	11.8	8.1	10.0	10.8	12.8	11.4	64.9
14	BORIOS GUILHEM	Orsay	1998	12.4	9.0	11.4	10.8	11.3	9.1	64.0
15	DESMOTS SEBASTIEN	Houilles 2	1982	9.6	10.1	10.0	11.1	12.1	10.4	63.3
16	FERREIRA THOMAS	Houilles 1	2001	13.4	5.4	10.4	12.3	9.3	11.6	62.4
17	LAGRANGE ELLIOT	Athis Mons	1991	9.2	9.5	9.7	11.1	12.1	10.7	62.3
18	PICHON ALEXIS	Houilles 1	1999	12.6	7.9	8.9	10.9	11.2	8.0	59.5
19	LENGLART ARTHUR	Dreux	2001	11.2	10.3	8.4	10.4	7.9	9.1	57.3
20	PINHEIRO CORENTIN	Beauchamp	1994	10.4	5.2	10.6	11.0	8.6	9.3	55.1
21	GUERIN FREDERIC	Athis Mons	1984	13.5	3.1	8.9	11.3	12.2	5.4	54.4
22	GUILLOT GEOFFREY	Houilles 1	2000	12.0	5.9	8.3	10.5	9.4	7.5	53.6
	PRIOTON MORGAN	Beauchamp	1997	8.6	9.5	7.7	11.1	10.0	6.7	53.6
24	COCHAIN ANDREW	Beauchamp	1987	10.9	6.3	0.0	11.7	10.7	11.5	51.1
25	PAULMIER BORIS	Dreux	1996	10.6	5.4	9.0	11.0	10.4	3.0	49.4
26	BARBOSA ALVES RODRIGO	Champigny	2006	10.4	3.2	6.9	10.4	7.4	10.5	48.8
27	BENDJABALLAH MOHAMED	Houilles 1	1999	13.3	5.2	8.2	0.0	9.7	10.3	46.7
28	COLLET VINCENT	Houilles 2	1981	9.0	2.1	7.5	10.1	7.2	9.8	45.7
29	ZNAGZE ABDERRAHINE	Champigny	2004	9.3	5.5	3.1	10.0	4.8	9.7	42.4
30	DUBOIS ANTOINE	Orsay	1993	8.3	0.6	11.0	11.0	9.7	0.0	40.6
31	MATHIEU VINCENT	Champigny	1995	0.0	6.1	11.4	12.3	10.6	0.0	40.4
32	LEGUYADER VINCENT	Athis Mons	1998	3.8	4.7	2.5	10.8	4.0	3.5	29.3

33	CRABOS BERTRAND *	Gargenville 1 (indiv) (indiv)	1982	0.0	0.0	0.0	0.0	9.3	12.3	21.6
34	CACERES STEFAN	Dreux	1987	0.0	0.0	0.0	0.0	0.0	0.0	0.0
	GAUTHIER THOMAS	Dreux	1995	0.0	0.0	0.0	0.0	0.0	0.0	0.0
	DANEAU NICOLAS	Orsay	1992	0.0	0.0	0.0	0.0	0.0	0.0	0.0

8. MASCULIN NIVEAU4 11-18 ans . SA_DA (individuels)

8.1. Résultats par équipes

	Equipe	Club							Total
1	Rungis	94--Rungis	37.6	33.4	35.2	33.2	37.8	33.2	210.4
2	Orsay	91--Caorsay	35.9	30.4	34.6	33.1	34.9	27.1	196.0
3	Brunoy	91--Brunoy pyramide	36.4	31.5	30.6	31.9	37.5	23.3	191.2
4	Houilles	78--Avant-Garde de Houilles	31.5	31.6	34.4	31.6	34.3	27.2	190.6
5	Draveil Gym	91--A'tous gym Draveil	33.6	28.8	25.5	32.0	35.4	29.0	184.3
6	Dreux	28--Esperance drouaise	33.5	26.7	32.4	32.5	34.3	16.7	176.1





8.2. Résultats individuels

	Gymnaste	Equipe	Année							Total
1	LECLERC DIEGO	Rungis	2003	12.9	10.5	11.3	11.4	13.0	10.7	69.8
2	RAIZON TEO	Draveil Gym	2004	11.2	10.2	12.0	11.9	12.7	11.4	69.4
3	MONGIN KILIAN	Rungis	2002	11.3	11.9	11.7	10.8	12.1	11.1	68.9
4	RETUREAU DYLAN	Orsay	2002	12.3	10.2	12.2	10.8	12.8	10.2	68.5
5	VIEIRA-PINHEIRA LEO	Rungis	2002	12.3	11.0	11.9	10.4	12.3	10.4	68.3
6	BATTIN KYLIAN	Rungis	2001	12.4	10.4	11.6	9.8	12.5	11.4	68.1
7	DERBOIS NICOLAS	Brunoy	2002	12.4	11.3	11.2	10.8	12.9	7.7	66.3
8	TROUILLET BAPTISTE	Rungis	2004	12.0	9.0	11.5	11.0	12.0	10.4	65.9
9	BILLON MAHER	Orsay	2003	11.6	10.0	11.9	11.2	10.9	8.3	63.9
10	FOURMENT RAPHAËL	Houilles	2004	10.4	10.7	11.5	10.1	11.9	9.2	63.8
11	CHBABI ILYES	Dreux	2003	12.4	8.3	10.1	11.9	12.1	8.8	63.6
12	OLLIVIER LORIS	Orsay	2002	12.0	10.1	10.5	11.1	11.2	8.0	62.9
13	BOUHAS LOUKA	Houilles	2005	11.2	9.5	11.4	10.5	11.2	9.0	62.8
14	LE BLEVEC ELLIOT	Houilles	2003	9.9	10.2	11.5	10.9	11.0	9.0	62.5
15	OMONT EMMANUEL	Houilles	2005	9.7	10.7	11.0	9.7	10.6	8.9	60.6
16	BROUSSELY LUCAS	Brunoy	2004	11.8	8.4	8.8	10.8	12.7	7.9	60.4
17	FOURNIER GASPARD	Houilles	2004	9.6	9.3	10.0	10.2	11.2	8.9	59.2
	HELIE JORIS	Orsay	2002	9.9	10.1	9.8	10.1	10.7	8.6	59.2
19	DUVIVIER NOE	Brunoy	2004	12.2	8.9	9.3	10.3	11.5	6.8	59.0
20	GARNIER GABIN	Brunoy	2003	11.7	10.1	8.3	10.1	11.9	6.6	58.7
21	DUVALLET ADRIEN	Draveil Gym	2004	11.1	8.9	6.8	10.2	11.9	9.2	58.1
22	JURE STEVAN	Dreux	2003	11.1	9.0	11.6	10.6	10.8	4.6	57.7
23	LAMPE STEEVE	Draveil Gym	2005	11.3	9.7	6.7	9.9	10.8	8.4	56.8
24	CARADEUC THEO	Dreux	2003	10.0	9.4	10.7	10.0	11.4	3.3	54.8
25	FOURNIER WILLIAM	Brunoy	2003	11.3	10.1	10.1	0.0	11.8	7.7	51.0
26	DALLARD NICOLAS *	Houilles 1 (indiv) (indiv)	2004	9.9	7.4	0.0	9.9	10.5	6.7	44.4
27	NESPOULOS NIL	Draveil Gym	2006	6.2	3.0	5.7	9.6	0.0	5.6	30.1
28	GUIGNARD VADIM	Draveil Gym	2004	4.8	7.0	5.2	0.0	0.0	6.4	23.4
29	GUILLOU KEREDAN ETIENNE *	Brunoy 1 (indiv) (indiv)	2004	0.0	0.0	0.0	0.0	0.0	0.0	0.0
	LEONARDI LORENZO	Dreux	2003	0.0	0.0	0.0	0.0	0.0	0.0	0.0
	MARCHAND THEO *	Gargenville 1 (indiv) (indiv)	2001	0.0	0.0	0.0	0.0	0.0	0.0	0.0
	POTARD IGOR	Orsay	2003	0.0	0.0	0.0	0.0	0.0	0.0	0.0





WATIER ANTONIN *	Les mureaux 1 (indiv) (indiv)	2002	0.0	0.0	0.0	0.0	0.0	0.0	0.0
------------------	----------------------------------	------	-----	-----	-----	-----	-----	-----	-----

9. FEMININ NIVEAU2 11 + . SA_DA (individuels)

9.1. Résultats par équipes

	Equipe	Club					Total
1	Athis Mons	91--Uso Athis Mons	35.4	39.1	36.7	38.5	149.7
2	Morsang sur orge	91--Morsang sur Orge	36.7	36.0	36.4	40.2	149.3
3	Noisy le sec	93--La vigilante Noisy le Sec	34.4	38.9	36.7	39.2	149.2
4	Les Clayes	78--Les Clayes de la Gym	34.2	36.4	35.5	38.7	144.8
5	Lieusaint	77--CERCLE GYMNIQUE LIEUSAINTAIS	34.5	34.3	34.6	39.2	142.6
6	Pontoise	95--SPG Pontoise	31.8	37.2	33.3	39.3	141.6
7	Eragny	95--Gsa eragny	31.7	36.3	35.9	37.3	141.2
8	Gargenville	78--Espérance de gargenville	29.9	32.7	36.4	38.3	137.3
9	Fresnes	94--A.A.S. FRESNES	35.4	33.6	31.8	35.8	136.6





9.2. Résultats individuels

	Gymnaste	Equipe	Annee					Total
1	GRAUS NICOLE	Athis Mons	1990	11.8	13.8	13.0	13.6	52.2
	PROUTEAU MARINE	Morsang sur orge	1996	12.8	13.4	12.8	13.2	52.2
3	SAUPIN CLARINE	Eragny	1998	11.8	12.9	12.6	13.2	50.5
4	CHARBONNIER CORALIE	Lieusaint	2002	12.0	12.9	11.9	13.3	50.1
5	RIBEIRO MARIANNE	Athis Mons	2001	12.4	12.8	11.7	13.0	49.9
6	MOULAI MYRIAM	Noisy le sec	1998	11.9	11.6	12.7	13.3	49.5
7	ABDOUL MELLECK MAYLIS	Les Clayes	2002	11.6	12.5	11.4	13.3	48.8
8	RIVIERE MARIE	Les Clayes	1999	11.4	12.8	10.4	13.5	48.1
	NATTA VINCENTE	Morsang sur orge	1989	12.2	12.1	10.1	13.7	48.1
10	BERNAT CATHY	Pontoise	1994	10.8	12.4	11.2	13.2	47.6
11	TRAN LINDA	Noisy le sec	1998	11.8	12.2	10.7	12.7	47.4
12	GARDEBIEN TIANA	Fresnes	2001	12.8	13.2	10.4	10.9	47.3
13	LEBETTRE MANON	Pontoise	1994	11.2	13.6	9.3	12.9	47.0
	RONGIER MARJOLAINE	Pontoise	1998	9.8	11.2	12.8	13.2	47.0
15	REGULUS CYRIELLE	Morsang sur orge	2003	10.0	10.5	12.8	13.3	46.6
16	COLMARD LAURETTE	Noisy le sec	1994	10.2	13.3	11.5	11.3	46.3
17	KERRIEN MARION	Gargenville	1998	9.8	11.1	11.9	13.2	46.0
18	GARDEBIEN ALYSSIA	Fresnes	1999	12.4	10.5	11.0	12.0	45.9
19	TONDI ORIANE	Gargenville	1995	10.6	11.0	11.9	12.2	45.7
20	GIANFERMI ELISA	Athis Mons	2001	10.0	12.5	11.0	11.9	45.4
21	BERTHELIER PAULINE	Noisy le sec	1991	10.7	10.4	11.0	13.2	45.3
22	HAMMOU SARAH	Morsang sur orge	2001	11.7	10.1	10.3	12.9	45.0
23	VIOLLETTE JULINE	Lieusaint	2003	10.5	9.1	12.1	13.2	44.9
24	PHILIPPE MATHILDE	Eragny	1989	9.3	12.5	9.7	12.9	44.4
25	JARRIER-STETTIN JULIE	Les Clayes	2000	11.2	9.0	12.3	11.5	44.0
26	NGUEMBO MELISSA	Athis Mons	2001	11.2	11.4	12.0	9.3	43.9
27	ALLIO GWENDOLINE	Gargenville	1999	9.5	10.4	10.7	12.4	43.0
28	BUSSEROLLE SOLINE	Les Clayes	2002	10.1	9.0	11.4	11.9	42.4
29	BEAUJON MANON	Eragny	1997	9.1	10.9	11.8	9.9	41.7
30	THIRAVONG MEYNO	Fresnes	2006	10.2	9.0	9.6	12.6	41.4
31	KASPER MARINE	Fresnes	2003	10.1	9.9	10.4	10.5	40.9
32	TONDI LORENE	Gargenville	1998	0.0	10.6	12.6	12.7	35.9





33	BOILEAU DORIANE	Fresnes	2002	10.1	3.0	10.0	11.2	34.3
34	BRETER ANAIS	Lieusaint	2002	10.2	0.0	10.6	12.7	33.5
35	CASTANS APOLLINE	Eragny	1994	10.1	0.0	11.5	11.2	32.8
36	ANSART COLINE	Morsang sur orge	1994	10.1	9.2	10.8	0.0	30.1
37	MERCIER BLANDINE	Noisy le sec	2001	0.0	13.4	12.5	0.0	25.9
38	SOUCHET NEUMAN MORGANE	Les Clayes	2002	0.0	11.1	11.8	0.0	22.9
39	GOURTAY GAËLLE	Lieusaint	1995	0.0	12.3	9.5	0.0	21.8
40	JANICHON CORALINE	Eragny	1998	9.8	9.8	0.0	0.0	19.6
41	CASTANHEIRA ROXANE	Lieusaint	1992	12.0	0.0	0.0	0.0	12.0
42	PELLETIER CECILE	Athis Mons	2001	0.0	0.0	0.0	0.0	0.0
	CAILLEAU ELISA	Pontoise	1996	0.0	0.0	0.0	0.0	0.0
	LOURME ELODIE	Gargenville	2000	0.0	0.0	0.0	0.0	0.0

10. FEMININ NIVEAU3 11 + . SA_DA (individuels)

10.1. Résultats par équipes

	Equipe	Club					Total
1	Rungis	94--Rungis	33.4	35.7	37.4	37.9	144.4
2	A. Dreux	28--Alliance de dreux gymnastique	32.6	36.7	36.6	37.4	143.3
3	Arpajon 2	91--Esr arpajon	33.2	34.9	35.2	38.0	141.3
4	Ecuelles	77--Adsce gym	32.3	36.0	36.1	36.3	140.7
5	Brie comte robert	77--Scbgym	31.7	36.0	34.8	37.8	140.3
6	Montereau	77--Cs montereau	33.3	37.3	36.1	33.5	140.2
7	Gargenville	78--Espérance de gargenville	32.1	34.8	35.9	36.1	138.9
8	Houilles	78--Avant-Garde de Houilles	32.2	36.2	33.2	37.2	138.8
	Arpajon 1	91--Esr arpajon	30.8	35.9	34.5	37.6	138.8
10	Les Clayes	78--Les Clayes de la Gym	31.5	34.8	34.7	36.9	137.9
11	Eragny	95--Gsa eragny	31.1	33.6	34.2	36.2	135.1
12	Vaires	77--Us Vaires	32.6	34.5	32.5	32.9	132.5
13	Noisy le sec	93--La vigilante Noisy le Sec	31.2	28.7	35.0	35.4	130.3





10.2. Résultats individuels

	Gymnaste	Equipe	Annee					Total
1	VEAU JUSTINE	Houilles	1991	11.2	12.8	12.3	12.5	48.8
2	KHELOUI YAËLLE	Rungis	2000	10.5	12.8	12.6	12.8	48.7
3	CAROL ESTHER	Arpajon 2	1998	11.4	11.9	12.3	12.7	48.3
4	ANRETAR VANESSA	Brie comte robert	1992	10.6	12.9	12.0	12.7	48.2
5	PHIBEL LORETTA	Montereau	2004	10.7	13.0	12.8	11.5	48.0
	PARIS MELISSA	Ecuelles	2005	10.9	12.1	12.8	12.2	48.0
7	COLLET CELYA	A. Dreux	2001	10.6	12.0	12.6	12.6	47.8
	FERENBACH ELSA	A. Dreux	2004	11.1	12.5	11.9	12.3	47.8
9	KUCIA SABRINA	A. Dreux	2001	10.9	12.2	12.1	12.5	47.7
10	NOWAK CLARA	Rungis	1999	11.6	11.5	11.7	12.7	47.5
11	TYPRET LAURIANNE	Gargenville	2000	10.8	11.7	12.5	11.9	46.9
12	SONNEFRAUD CHLOE	Ecuelles	2002	10.5	12.1	11.9	12.3	46.8
13	HARDIAGON MARIE	Arpajon 2	1997	11.1	11.3	11.6	12.7	46.7
14	PIQUET MARION	Gargenville	1998	10.8	11.7	11.5	12.5	46.5
15	THUBIN ORIANE	A. Dreux	1999	10.6	11.8	11.9	12.0	46.3
16	BERIC CAROLINE	Brie comte robert	1994	10.7	11.7	11.2	12.6	46.2
17	MARTIN LUCIE	Les Clayes	2003	10.5	11.7	11.5	12.4	46.1
18	GOLLIAU LUCILLE	Montereau	1997	11.9	12.4	11.5	10.2	46.0
19	DEVILLE FOILLARD STEPHANIE	Arpajon 1	1979	10.4	12.1	10.9	12.4	45.8
20	MARCHIORI CLAIRE	Rungis	1985	11.1	11.4	12.2	11.0	45.7
21	CORRE STACY	A. Dreux	2003	10.2	11.7	11.8	11.9	45.6
22	MERCHEZ LEONIE	Arpajon 1	2004	10.6	12.4	9.8	12.6	45.4
23	HARDIAGON CHLOE	Arpajon 2	1997	10.3	11.1	11.3	12.6	45.3
24	ALCHOURROUN MARGOT	Vaires	2000	10.5	12.3	11.5	10.9	45.2
25	LEGO LAURA	Les Clayes	2002	10.4	11.7	11.2	11.7	45.0
	BRIMBOEUF ADELINE	Arpajon 2	1998	10.7	11.7	10.6	12.0	45.0





27	RESTIER ELSA	Les Clayes	2001	10.1	11.4	11.3	12.1	44.9
	TRAVERS AMELIE	Eragny	1996	10.3	11.8	11.2	11.6	44.9
29	CHAIX MANON	Houilles	1987	10.4	11.7	9.7	12.9	44.7
30	BERT FANNY	Houilles	1992	10.6	10.9	11.2	11.8	44.5
	LEPROUX MARINE	Brie comte robert	2001	10.4	10.0	11.6	12.5	44.5
32	HARDY TIPHAINE	Les Clayes	2003	10.6	11.1	11.9	10.7	44.3
	MEMBRIVES MELANIE	Montereau	2001	10.5	10.9	11.8	11.1	44.3
	GENTE ANAËLLE	Rungis	2003	10.6	8.7	12.6	12.4	44.3
35	ROUVIERE NOEMIE	Vaires	1995	10.8	11.8	11.1	10.5	44.2
	GAUDY MANON	Ecuelles	2001	10.7	11.8	11.2	10.5	44.2
37	BOZEC SARAH	Ecuelles	1998	10.6	10.4	11.3	11.8	44.1
38	EHRET MARION	Eragny	1997	10.4	9.5	11.6	12.5	44.0
39	MELAN ESTELLE	Noisy le sec	1999	10.6	10.7	10.6	11.5	43.4
40	CHERISTIN MAYLEEN	Montereau	2004	10.7	10.8	10.8	10.9	43.2
	ROCCHETTI JENNIFER	Rungis	1988	10.7	11.0	10.9	10.6	43.2
	JOUTEL MARION	Gargenville	2001	10.5	9.4	11.6	11.7	43.2
43	ARGAND MYRIAM	Noisy le sec	2002	10.4	9.4	11.8	11.3	42.9
44	SKOCZEK MARION	Vaires	2000	10.6	10.4	9.9	11.5	42.4
	DÉBAT MARION	Eragny	1996	10.4	11.4	9.7	10.9	42.4
46	HEOLET MAE	Gargenville	2001	10.0	9.5	11.3	11.1	41.9
47	SULPICE LAURA	Eragny	1988	9.2	10.4	11.4	10.6	41.6
48	GIQUEL ANNAELLE	Ecuelles	2006	10.7	10.5	11.4	7.9	40.5
	DUVAL MARIE	Noisy le sec	2000	10.2	8.6	11.0	10.7	40.5
50	PERNET AUREORE	Vaires	1994	10.3	10.4	8.1	9.6	38.4
51	KOCZEWSKA SHANNA	Noisy le sec	2005	10.2	0.0	12.2	12.6	35.0
52	FONTANGES SASHA	Arpajon 1	2001	0.0	10.1	12.1	12.6	34.8
53	RIBOT MARIE ALINE	Gargenville	1997	10.5	11.4	11.8	0.0	33.7
54	DIATTA ABY	Eragny	1994	10.2	0.0	10.9	12.1	33.2
55	MICOUREAU MAYLINE	Arpajon 1	2000	9.8	11.4	11.5	0.0	32.7
56	SEBIRE LAURA	Brie comte robert	1998	10.2	11.4	10.1	0.0	31.7
57	CLAUDET DELPHINE	Houilles	1988	10.2	11.7	9.5	0.0	31.4
58	ADRIEN JULIE	Les Clayes	1995	0.0	11.0	0.0	12.4	23.4
59	ROSSIN JULIETTE	Montereau	2002	0.0	11.9	10.0	0.0	21.9
60	BENOIT AURELIE	Houilles	1990	0.0	11.5	9.2	0.0	20.7
61	GAUSSOT LEA	Vaires	1999	11.2	0.0	0.0	0.0	11.2
62	DA SILVA ZOE	Arpajon 1	2006	0.0	0.0	0.0	0.0	0.0
	DELPY CYNTHIA	Arpajon 2	1984	0.0	0.0	0.0	0.0	0.0
	GUTIERREZ AMBRE	Brie comte robert	1991	0.0	0.0	0.0	0.0	0.0

11. FEMININ NIVEAU3 9-14 ans . SA_DA (individuels)

11.1. Résultats par équipes

	Equipe	Club					Total
1	Les Clayes	78--Les Clayes de la Gym	32.7	33.9	36.3	37.7	140.6
2	Champigny	94--RSCChampigny gym	32.7	32.4	36.7	37.1	138.9
3	Brie comte robert	77--Scbgym	31.2	35.3	35.4	36.9	138.8
4	Plaisir	78--Etoile gymnique plaisiroise	30.7	34.0	36.4	37.5	138.6
5	Andrésy	78--Andrésy	31.2	34.8	33.4	34.6	134.0

11.2. Résultats individuels

	Gymnaste	Equipe	Annee					Total
1	KIDIMBU TALAMAKU JAHELYNE	Champigny	2009	10.9	11.6	12.0	12.8	47.3
2	VIXAMAR IRIS	Les Clayes	2006	11.1	11.1	12.1	12.7	47.0
	TOURE INÈS	Champigny	2008	11.1	10.7	12.6	12.6	47.0
4	TEKIKI SIRINE	Plaisir	2007	10.3	11.2	12.6	12.5	46.6
	HERNAULT ENA	Brie comte robert	2004	10.1	12.1	11.7	12.7	46.6
6	DANDURAND CAMILLE	Les Clayes	2006	10.8	12.0	11.7	11.9	46.4
7	CHERON CELIA	Brie comte robert	2005	10.4	11.0	12.0	12.6	46.0
8	LEFEBVRE CYLIA	Les Clayes	2008	10.4	10.4	12.5	12.6	45.9
9	SCHOUTEN LILY	Brie comte robert	2005	10.7	11.4	11.7	11.6	45.4
10	NEGRIGNAT JADE	Plaisir	2006	10.3	9.0	12.7	13.0	45.0
11	BOUCHERON ILONA	Champigny	2008	10.7	10.1	12.1	11.7	44.6
12	BESSON CAMILLE	Andrésy	2005	10.2	11.3	11.5	11.3	44.3
13	CARLIER ALIZEE	Andrésy	2005	10.5	11.8	10.1	11.7	44.1
14	HADDANE SARAH	Les Clayes	2006	10.8	10.8	9.9	12.4	43.9
	FREROT EMMA	Plaisir	2006	9.5	11.5	10.9	12.0	43.9
	FROEHLICHER MAELIA	Plaisir	2007	9.9	11.3	11.1	11.6	43.9
17	PHILIPPE ALYCIA	Les Clayes	2006	9.7	10.6	11.6	11.8	43.7
18	MOLINIER KASSANDRA	Brie comte robert	2004	10.0	11.8	11.6	10.1	43.5
19	TOMBOIS MATHILDE	Andrésy	2004	9.0	11.7	11.3	11.3	43.3
20	TRIANA SOPHIE	Andrésy	2005	10.5	10.0	10.6	11.6	42.7
21	PENSO ROMANE	Plaisir	2008	10.1	5.8	11.1	9.8	36.8
22	AUDUC ELSA	Brie comte robert	2004	0.0	0.0	0.0	0.0	0.0
	BUFFIN LOAN	Champigny	2007	0.0	0.0	0.0	0.0	0.0
	DEVAUCHELLES LOU	Champigny	2009	0.0	0.0	0.0	0.0	0.0

12. MASCULIN NIVEAU5 11 + . SA_DA (individuels)

12.1. Résultats par équipes

	Equipe	Club							Total
1	Pontoise	95--SPG Pontoise	39.4	37.6	41.5	39.6	43.6	43.9	245.6
2	Rungis 1	94--Rungis	41.2	34.3	43.9	40.2	41.6	39.9	241.1
3	Rungis 2	94--Rungis	38.2	35.6	39.8	41.6	41.1	40.1	236.4
4	Beauchamp	95--Arabesque gymnique Beauchamp	37.4	32.3	39.1	43.8	42.7	38.5	233.8
5	Brunoy	91--Brunoy pyramide	41.2	33.5	36.0	41.1	40.6	39.4	231.8
6	Chatou	78--Chatou DynaGym	34.1	31.8	38.1	39.4	41.9	40.6	225.9
7	Dreux	28--Esperance drouaise	40.2	36.2	34.9	38.4	39.0	36.8	225.5
8	Athis Mons	91--Uso Athis Mons	38.1	32.1	32.7	38.7	39.1	40.0	220.7
9	Houilles	78--Avant-Garde de Houilles	33.8	32.0	34.7	36.9	37.5	38.7	213.6
10	Gargenville	78--Espérance de gargenville	0.0	0.0	0.0	0.0	0.0	0.0	0.0







12.2. Résultats individuels

	Gymnaste	Equipe	Anne e							Total
1	ANGOT BENJAMIN	Pontoise	1986	9.8	10.4	11.1	10.7	11.5	11.6	65.1
2	BENARD OLIVIER	Rungis 2	1980	10.6	9.4	11.3	10.7	10.9	11.4	64.3
3	FONSECA EDWIN	Rungis 1	1997	10.5	9.0	11.0	11.0	11.0	10.5	63.0
4	ERNEST EMMANUEL	Pontoise	1989	9.7	8.2	11.2	10.2	11.7	11.7	62.7
5	SPINOSA NATHAN	Rungis 1	2005	10.9	8.7	11.2	10.1	10.6	10.1	61.6
6	LIONS JEAN BAPTISTE	Rungis 2	1982	9.6	9.0	9.9	10.9	10.7	10.5	60.6
7	BIDAL MARCEAU	Pontoise	2000	10.9	9.8	9.3	9.6	10.7	9.6	59.9
8	LE MOELLE EVAN	Beauchamp	2003	8.8	8.4	9.7	10.9	10.7	11.1	59.6
9	TEYANT EVAN	Houilles	2004	10.5	9.2	9.2	9.3	10.5	10.8	59.5
10	WILHELM THOMAS	Brunoy	2005	11.0	9.2	8.9	10.2	10.0	10.1	59.4
11	BOUDOU ETHAN	Beauchamp	2003	8.5	9.2	9.9	11.1	10.4	9.3	58.4
	NARCY DORIAN	Brunoy	2006	10.5	8.2	9.1	10.2	10.4	10.0	58.4
	DEDISSE BALTHAZAR	Athis Mons	2006	10.3	7.8	9.2	10.4	10.1	10.6	58.4
14	MOLLE ARNAUD	Rungis 1	1989	9.3	8.3	11.4	9.8	10.2	9.3	58.3
15	GUILLEMARD FLORIAN	Dreux	2007	11.1	8.8	9.3	9.9	10.3	8.8	58.2
16	VARONA ALBAN	Brunoy	2005	10.4	8.0	9.6	10.3	10.1	9.6	58.0
17	LAINÉ TRISTAN	Dreux	2005	10.9	9.2	9.3	9.0	10.4	9.0	57.8
18	JOUSSET JONATHAN	Rungis 2	1988	10.0	8.9	9.7	10.0	9.5	9.4	57.5
19	LEGEAY COME	Dreux	2006	9.9	9.4	8.9	9.7	9.6	9.9	57.4
20	DE BANIÈRES PERIG	Chatou	2003	9.0	8.0	9.4	10.7	9.4	10.8	57.3
21	CORTES JEREMY	Pontoise	1998	9.0	8.5	9.9	9.1	9.7	11.0	57.2
22	ARGANINI JEAN- BAPTISTE	Chatou	1991	7.8	7.6	10.5	10.0	10.8	9.5	56.2
23	BEINAT TOM	Brunoy	2004	9.3	8.1	8.4	10.4	10.1	9.7	56.0
24	LE GUYADER NICKY	Rungis 1	1963	8.2	8.3	10.3	9.3	9.8	10.0	55.9
25	HAMMACHE LILIAN	Beauchamp	2003	9.2	6.0	9.9	10.7	11.1	8.9	55.8
26	MONCHECOURT MALO	Houilles	2005	8.3	8.0	9.3	11.0	9.6	8.8	55.0
27	GOHN LUCAS	Chatou	2002	7.8	7.9	9.2	9.3	10.9	9.7	54.8
28	NUNES BAPTISTE	Beauchamp	2003	7.6	8.7	9.6	9.6	9.7	9.2	54.4
29	TELLIER MATHIS	Athis Mons	2005	10.2	8.2	7.2	9.7	9.2	9.8	54.3


30	MOISSENET ELIOT *	Villeneuve sur yonne 1 (indiv) (indiv)	2003	10.7	7.3	7.2	9.6	8.8	10.1	53.7
31	NOUTTE ANTONIN	Chatou	2001	6.7	8.3	9.0	8.2	10.8	10.6	53.6
32	LE LOUET KYLIAN	Athis Mons	2006	8.6	7.9	8.4	8.5	9.5	9.3	52.2
33	MEZIERE MATHYS	Rungis 2	2004	6.4	8.3	8.9	10.0	9.5	8.8	51.9
34	HUYNH DAVID	Chatou	1986	9.5	7.4	8.0	9.1	9.2	8.4	51.6
35	LE GOE GABIN	Dreux	2005	8.3	8.8	7.2	9.4	8.5	9.1	51.3
36	GAUDEFROY MAXIME	Athis Mons	2005	7.0	8.2	7.8	8.3	10.3	9.4	51.0
37	FRANCOIS JAMES	Rungis 1	1968	8.5	7.6	8.3	9.2	8.1	9.0	50.7
38	BADI GIBRAN	Athis Mons	2006	9.0	7.3	7.3	8.2	8.9	9.8	50.5
39	AUBERT ALEXANDRE	Pontoise	1999	8.9	8.9	6.6	7.8	9.6	8.5	50.3
40	ROCAS ALEXANDRE	Houilles	2004	5.7	8.1	8.5	8.4	8.9	9.5	49.1
41	PAULMIER KALVY	Dreux	2006	7.5	7.4	7.4	9.4	8.7	7.2	47.6
42	ALVES ANTOINE	Houilles	2005	8.5	6.7	7.4	7.9	8.1	7.8	46.4
43	AGHEMIO SMITH EDEN	Houilles	2004	6.5	5.3	7.7	8.2	8.5	9.6	45.8
44	BRIENNE ROMAN	Rungis 2	2004	8.0	3.7	7.2	9.3	8.7	8.8	45.7
45	BIGAS FLORIAN	Beauchamp	1999	9.0	2.5	6.6	10.8	8.0	8.0	44.9
46	BRUNNER CORMIER PIERRE	Athis Mons	2006	5.9	2.5	7.1	10.1	8.7	9.8	44.1
47	PEREIRA NATAN	Brunoy	2006	6.6	4.3	7.0	9.8	8.7	6.9	43.3
48	NAKIB FAYÇAL	Chatou	1989	7.7	0.0	8.6	9.4	8.5	8.6	42.8
49	COSSON THIBAUT	Beauchamp	2002	10.4	0.0	0.0	11.0	10.5	0.0	31.9
50	LORENZO EDOUARD	Rungis 2	1960	0.0	0.0	8.1	0.0	10.0	8.7	26.8
51	DRALI-DARRAS NEIL	Rungis 1	2006	10.5	1.4	0.0	0.0	7.1	0.0	19.0
52	BILCKE PIERRE *	Houilles 1 (indiv) (indiv)	2005	0.0	0.0	6.2	0.0	0.0	0.0	6.2
53	MOUS MADANI	Houilles	2004	0.0	0.0	0.0	0.0	0.0	0.0	0.0
	ALLIO GREGORY	Gargenville	2004	0.0	0.0	0.0	0.0	0.0	0.0	0.0
	OLENINE MATTHIEU	Gargenville	2000	0.0	0.0	0.0	0.0	0.0	0.0	0.0
	LEFEVRE DYLAN	Gargenville	2006	0.0	0.0	0.0	0.0	0.0	0.0	0.0
	POUILLY LEO	Gargenville	2003	0.0	0.0	0.0	0.0	0.0	0.0	0.0
	RENAUDON ALEXANDRE	Gargenville	2004	0.0	0.0	0.0	0.0	0.0	0.0	0.0

13. MASCULIN NIVEAU3 11-18 ans . SA_DA (individuels)

13.1. Résultats par équipes





	Equipe	Club							Total
1	Marcoussis	91--Asm	29.4	11.4	14.8	32.6	21.7	24.4	134.3

13.2. Résultats individuels





	Gymnaste	Equipe	Anne e							Total
1	BARRE ROMAIN	Marcoussis	2007	12.0	4.3	5.3	11.0	10.6	7.3	50.5
2	LABOURET LUCAS	Marcoussis	2003	12.2	2.0	6.4	10.6	3.7	6.5	41.4
3	PETIT MAXANT	Marcoussis	2004	0.0	5.1	3.1	11.0	7.4	10.6	37.2
4	PICHOT MATEO	Marcoussis	2005	5.2	0.9	0.6	9.9	1.2	4.8	22.6
5	LIX MAXIME	Marcoussis	2003	2.1	0.9	0.3	9.8	0.6	2.3	16.0

14. FEMININ NIVEAU1 11 + . SA_DA (individuels)

14.1. Résultats par équipes







	Equipe	Club					Total
1	A. Dreux	28--Alliance de dreux gymnastique	18.6	35.6	35.5	36.6	126.3

14.2. Résultats individuels







	Gymnaste	Equipe	Annee					Total
1	ROBLIN MARIANNE	A. Dreux	1994	10.1	11.3	11.5	12.9	45.8
2	CHAMARET MARION	A. Dreux	1994	8.5	12.2	11.9	10.5	43.1
3	DAVOLI OLLIA	A. Dreux	1995	0.0	12.1	12.1	13.2	37.4

15. MASCULIN NIVEAU2 11 + . SA_DA (individuels)

15.1. Résultats par équipes


	Equipe	Club							Total
1	Champigny	94--RSCChampigny gym	26.3	11.9	18.7	32.6	17.7	32.4	139.6

15.2. Résultats individuels





	Gymnaste	Equipe	Anne e							Total
1	MARTIN NATHAN *	Les mureaux 1 (indiv) (indiv)	1997	10.3	13.1	12.1	10.0	12.3	12.4	70.2
2	COUSIN NOE	Champigny	2004	11.3	10.7	8.9	11.2	7.8	11.5	61.4
3	VARENNES FREDERIC	Champigny	1968	7.3	0.3	3.5	10.7	6.9	10.5	39.2
4	DE OLIVEIRA AYMERIC	Champigny	2005	7.7	0.9	6.3	10.7	3.0	10.4	39.0
5	PETIT YLIAN *	Plaisir 1 (indiv) (indiv)	1996	2.1	0.0	0.0	0.0	0.7	0.0	2.8
6	PIARULLI THOMAS	Champigny	1992	0.0	0.0	0.0	0.0	0.0	0.0	0.0
	VARENNES MATHIS	Champigny	1995	0.0	0.0	0.0	0.0	0.0	0.0	0.0

16. FEMININ NIVEAU4 8-14 ans . SA_DA (individuels)

16.1. Résultats par équipes

	Equipe	Club					Total
1	Les mureaux	78--Les Mureaux	31.1	34.3	35.2	37.5	138.1

16.2. Résultats individuels

	Gymnaste	Equipe	Annee					Total
1	VOLLE INÈS	Les mureaux	2008	10.7	11.1	11.5	12.5	45.8
2	RENAULT ELISE	Les mureaux	2009	10.2	10.3	11.9	12.4	44.8
3	EL MENNANI ANOUCK	Les mureaux	2009	10.2	11.9	9.9	12.6	44.6
4	GUIZE LORNA	Les mureaux	2008	9.4	11.3	11.8	10.6	43.1
5	GOMIS LILANÉ	Les mureaux	2009	9.3	9.8	10.9	11.8	41.8

17. MASCULIN NIVEAU4 11 + . SA_DA (individuels)

17.1. Résultats par équipes

	Equipe	Club							Total
1	Rungis	94--Rungis	36.0	34.1	36.4	34.2	37.6	37.1	215.4
2	Plaisir	78--Etoile gymnique plaisiroise	35.9	32.5	34.7	33.3	35.2	32.9	204.5
3	Limours	91--Limours	33.0	29.8	34.3	33.2	37.5	34.7	202.5
4	Champigny	94--RSCChampigny gym	36.6	30.7	31.0	33.1	33.6	34.6	199.6
5	Andrésy	78--Andrésy	33.0	32.6	30.6	31.5	33.9	29.6	191.2
6	Dreux 1	28--Esperance drouaise	32.0	31.4	32.2	29.6	33.0	28.9	187.1
7	Chatou	78--Chatou DynaGym	28.2	25.4	24.7	31.2	33.0	27.1	169.6
8	Dreux 2	28--Esperance drouaise	20.5	27.5	29.5	30.4	31.6	25.5	165.0

17.2. Résultats individuels

	Gymnaste	Equipe	Annee							Total
1	DHELENS LOIC	Rungis	1998	12.1	11.4	12.1	11.7	12.3	12.2	71.8
2	SUIGNARD MAXIME	Rungis	2002	12.4	11.2	11.1	11.1	12.4	12.2	70.4
	LEHMANN JULIEN	Limours	1998	11.8	11.2	11.5	11.6	12.3	12.0	70.4
4	TRAMBLAY SYLVAIN	Champigny	1983	12.4	10.7	9.4	11.7	12.6	12.1	68.9
5	RESTIER HUGO	Plaisir	2004	12.0	9.4	10.6	12.2	12.0	11.9	68.1
6	CHEVROT JEROME	Andrésy	1992	10.6	11.0	12.2	10.1	11.2	12.0	67.1
7	FERNANDES JULIEN	Limours	2000	11.0	11.2	10.9	10.4	12.7	10.6	66.8
8	BAUSSIAN RÉMI	Plaisir	1996	11.7	9.6	12.1	10.9	11.4	10.0	65.7
	GROSJEAN DAVID	Dreux 1	2000	11.8	10.3	10.5	10.5	11.6	11.0	65.7
10	BOCK JEREMIE	Dreux 2	1996	9.8	11.0	11.1	10.8	11.5	8.1	62.3
11	GOREGUES LUCAS	Plaisir	1997	12.2	11.2	10.7	10.2	11.3	6.6	62.2
12	PELTRE ANTOINE	Andrésy	1996	11.8	10.8	8.1	10.7	10.9	9.8	62.1
13	PASTEN ADOLPHE	Andrésy	1979	10.6	10.8	10.3	10.7	11.8	7.8	62.0
14	BOLE-FEYSOT YANN	Chatou	1971	9.3	8.9	11.6	10.3	11.2	10.5	61.8
15	CHARRIER MARIN	Chatou	1991	9.4	8.9	10.1	10.2	10.4	11.2	60.2
16	BARBOSA ALVES LEANDRO	Champigny	2006	10.0	6.4	10.9	10.4	10.4	11.5	59.6
17	VOGT ANTOINE	Dreux 2	1996	10.7	9.3	9.2	10.2	8.2	11.0	58.6
18	INCHINGOLO DONOVAN	Dreux 1	1994	11.6	11.5	11.9	0.0	12.8	9.6	57.4
19	DOMERGE ALEXIS	Champigny	2003	12.5	8.5	6.7	11.0	7.9	9.0	55.6
	LEHMANN BENJAMIN	Limours	2000	10.2	7.4	9.3	10.6	11.3	6.8	55.6
21	DEVAUCHELLES THEO	Champigny	2005	11.7	11.5	10.7	0.0	10.6	11.0	55.5
22	THAVIOT MATTHIEU	Rungis	1987	11.5	9.0	0.0	11.4	11.7	11.7	55.3
23	LAURENT NICOLAS	Limours	2000	10.2	4.2	10.6	10.4	10.5	8.9	54.8
24	LEOST ETIENNE	Limours	1987	0.0	7.2	11.9	11.0	12.5	12.1	54.7
25	BERNEDE GUILLAUME	Dreux 1	2001	8.6	9.6	9.2	9.5	8.6	8.3	53.8
26	RESTIER DAVID	Plaisir	1971	9.2	4.7	8.4	9.5	10.0	8.9	50.7
27	SAVIN ERICK *	Plaisir 1 (indiv) (indiv)	1990	9.4	6.3	8.4	10.4	9.1	6.8	50.4
28	SOLER JULIEN	Rungis	1983	0.0	11.5	13.2	0.0	12.9	12.7	50.3
29	LENGLART HUGO	Dreux 1	2001	6.3	9.2	9.8	9.6	7.8	7.5	50.2
30	GOUJAT JULIEN	Chatou	1985	9.5	7.6	3.0	10.7	11.4	5.4	47.6
31	FLORAC RODRIGUE	Plaisir	1997	0.0	11.7	11.9	0.0	11.8	11.0	46.4
32	ROCCHI EDDY	Dreux 2	1984	0.0	7.2	9.2	9.4	11.9	6.4	44.1







33	DARRIGADE BERTRAND	Andrésy	1972	0.0	7.2	0.0	8.8	7.6	0.0	23.6
34	PAYEN ADRIEN	Andrésy	1982	0.0	0.0	5.3	0.0	5.0	0.0	10.3
35	DUMINY LEO	Dreux 2	1996	0.0	0.0	0.0	0.0	0.0	0.0	0.0
	POUBANNE PHILIPPE	Rungis	1961	0.0	0.0	0.0	0.0	0.0	0.0	0.0
	D HALLUIN ALEXIS	Chatou	1996	0.0	0.0	0.0	0.0	0.0	0.0	0.0

18. MASCULIN NIVEAU1 11 + . SA_DA (individuels)

18.1. Résultats par équipes

	Equipe	Club							Total

18.2. Résultats individuels

	Gymnaste	Equipe	Anne e							Total
1	PAULMIER GILDAS *	Dreux 1 (indiv) (indiv)	1996	9.6	11.5	11.9	11.8	11.9	11.5	68.2