









Résultats de la compétition
Demi-finales nationales G2 UFOLEP
Boen et Riorges
18 et 19 mai 2019

1. FEMININ NIVEAU3 11 + . SA_DA (individuels)

1.1. Résultats par équipes

	Equipe	Club					Total
1	St Genis les Ollières	69--Entente St genoise	35.9	36.7	36.6	35.9	145.1
2	Anse	69--Jeunesse ansoise	33.6	37.4	37.6	35.5	144.1
3	Brindas	69--A.s.brindas	31.7	37.4	37.4	35.7	142.2
4	Amplepuis	69--La fraternelle	34.3	35.2	36.4	35.9	141.8
5	Chateaurenard	13--Indépendante chateaurenard	32.7	34.6	37.4	36.3	141.0
6	Pont de Beauvoisin	38--La Sentinelle	32.2	36.6	35.4	36.6	140.8
7	Vaugneray	69--Union sportive de l'ouest lyonnais	32.6	36.5	35.9	35.3	140.3
8	Belleville sur saone	69--Gym club belleville beaujolais	33.7	35.7	36.5	34.2	140.1
9	St Priest	69--Gymnique association saint priest	33.3	34.6	36.8	34.4	139.1
10	St just st rambert	42--Fjep st-just st-rambert	33.1	39.1	33.6	32.8	138.6
11	Pont de claix	38--Pont de claix amicale gymnique	31.6	34.4	36.6	35.7	138.3
12	Tullins	38--La Vaillante de Tullins	32.4	33.7	35.2	35.2	136.5
13	Vénissieux	69--Cmo vénissieux	31.9	33.5	34.1	32.3	131.8
14	Marcy charbonnières	69--As marcy-charbonnières	32.6	33.1	32.4	32.6	130.7

1.2. Résultats individuels

	Gymnaste	Equipe	Annee					Total
1	LAFERRERE FLORENCE	St Genis les Ollières	1990	12.2	13.3	12.1	12.1	49.7
2	GIRAUD EMMA	Amplepuis	2006	11.9	13.0	12.6	12.1	49.6
3	MARTIN MAE	Brindas	2004	9.9	13.3	13.1	12.2	48.5
4	VALLA MANON	St just st rambert	1992	12.1	13.3	10.7	12.1	48.2
5	RAY JOHANNA	Anse	2000	10.4	12.6	13.1	11.9	48.0
	MADINIER ABYGAEEL	Belleville sur saone	1998	11.2	12.9	12.5	11.4	48.0
7	DE LA FOATA FANNY	Anse	2002	11.0	12.7	12.7	11.5	47.9
8	CANTALUPPI CLEMENTINE	Vénissieux	1998	10.4	12.8	12.3	12.3	47.8
9	SCAPOTTA ANDREA	St Priest	1992	11.3	11.7	12.4	12.3	47.7
10	GODEFROY CHLOE	Pont de Beauvoisin	1997	11.1	12.2	12.0	12.2	47.5
11	DUTFOY ELSA	Chateaurenard	1999	10.8	11.4	12.6	12.5	47.3
	JACQUINOT CAMILLE	Pont de Beauvoisin	2005	10.2	13.0	12.2	11.9	47.3
13	HERAUD ALEXIA	Anse	2001	11.4	12.1	11.8	11.9	47.2
14	FARJOT ILONA	Amplepuis	2005	11.5	11.4	11.9	12.2	47.0
	BADOR CHARLINE	Vaugneray	1992	10.2	12.9	12.6	11.3	47.0
16	LOPEZCOEURDEVEY LISON	St Genis les Ollières	2003	11.9	12.2	10.3	12.5	46.9
17	PELLETIER PAULINE	St just st rambert	1993	11.1	13.0	11.7	11.0	46.8
18	PRE CLAIRE	Vaugneray	1988	11.0	11.7	11.9	12.1	46.7
	BANCHERI MEIJE	Tullins	2002	10.9	11.7	12.2	11.9	46.7
20	PERRAUD MAELLE	Marcy charbonnières	2005	10.8	12.9	10.5	12.2	46.4
	AYARI TASNIM	Chateaurenard	2005	10.2	11.6	12.7	11.9	46.4
	BOROWIEC MAEVA	Pont de claix	2001	11.0	11.8	11.8	11.8	46.4
	DALLA COSTA NINON	Belleville sur saone	2004	11.2	11.6	11.7	11.9	46.4
24	LE BERQUIER MATHILDE	Vaugneray	2001	11.1	11.9	11.4	11.9	46.3
25	JULIEN MANON	Pont de claix	1999	10.1	11.7	12.3	12.1	46.2
26	GARCIA EMILIE	Chateaurenard	2004	11.5	11.5	11.3	11.7	46.0

	GUILLET NOA	Pont de Beauvoisin	2004	10.9	11.4	11.2	12.5	46.0
28	RASOARAHONA MIALY	Chateaurenard	2005	10.4	11.5	12.1	11.9	45.9
29	ROCHE TYPHAINE	Belleville sur saone	2004	11.3	11.2	12.3	10.9	45.7
30	HUET AMELIA	Tullins	2002	10.7	11.6	11.6	11.3	45.2
31	ABGRALL LUISA	Pont de claix	2003	10.1	10.7	12.5	11.7	45.0
	BALVAY LUCILE	St Genis les Ollières	1996	10.1	11.2	12.4	11.3	45.0
33	BERTHON LAURE	Brindas	2003	11.2	8.9	12.2	12.6	44.9
34	MAURINES ROXANNE	Anse	1998	11.2	10.1	11.7	11.7	44.7
35	MORI LENA	Tullins	2000	10.8	10.4	11.4	12.0	44.6
36	CASU CAMILLA	St Genis les Ollières	2002	10.0	11.1	12.1	11.3	44.5
37	LAMBERT CASSANDRE	Brindas	2000	10.1	12.6	12.1	9.6	44.4
38	ANDELA EBELLA MYLENE	St Priest	2004	11.2	11.0	10.5	11.4	44.1
	BRUNET TIFFANY	Belleville sur saone	2004	11.2	11.2	11.5	10.2	44.1
40	BREHIN MARGAUX	Vaugneray	1991	10.5	11.2	11.2	11.1	44.0
41	PERRET CHLOE	Amplepuis	1994	10.9	9.5	11.9	11.6	43.9
42	DIAZ ESTELLE	St Priest	1993	10.1	11.9	11.5	10.1	43.6
	GOUL JOHANNA	St just st rambert	1983	9.9	12.8	11.2	9.7	43.6
44	GALVIN KATHLEEN	Pont de claix	1997	9.8	10.9	11.5	11.1	43.3
	LEFEVERE AUDE	Brindas	2004	10.4	11.5	10.5	10.9	43.3
46	MEYNAND LALIE	Vénissieux	1998	10.9	11.1	11.2	9.6	42.8
47	LE ROUX MANON	Anse	2003	9.5	10.9	11.0	11.1	42.5
48	DESCHAMPS ALEXA	Chateaurenard	1996	9.2	11.1	11.1	10.7	42.1
49	MAGGUILLI CLARA	Pont de claix	2001	10.5	9.4	10.2	11.8	41.9
50	FABRE INES	Marcy charbonnières	1999	11.3	10.9	9.6	9.9	41.7
51	N GAGUE ANNE-LAURE	Amplepuis	2002	9.4	10.8	11.5	9.9	41.6
52	LEBRAS STEPHANIE	Vénissieux	1995	10.6	9.1	10.6	10.4	40.7
53	DANGAS ELISE	Marcy charbonnières	1995	10.3	9.3	10.8	10.2	40.6
54	GUERY JUSTINE	St Priest	1994	10.8	8.7	10.2	10.7	40.4
55	DUC CYRIELLE	Marcy charbonnières	1995	10.5	8.3	11.1	10.2	40.1
56	CAMPIONE TIFAINÉ	Tullins	1999	9.4	9.0	9.0	8.4	35.8
57	TROUILLETON FLORINE	Pont de Beauvoisin	1997	10.0	4.5	10.2	10.4	35.1
58	NOURI CYRINE	St Priest	2001	10.6	10.9	12.9	0.0	34.4
	MARICAL CHLOE	St Genis les Ollières	1999	11.8	10.9	11.7	0.0	34.4
60	LAMBERT OLYMPE	Brindas	1997	9.8	10.6	10.4	0.0	30.8
61	BOUSAHLA MYRIAM	Vénissieux	2001	0.0	9.6	10.2	0.0	19.8
62	HOUEL CHARLOTTE	Vénissieux	2001	0.0	9.3	7.4	0.0	16.7
63	GIRAUD AGATHE	St just st rambert	1984	0.0	10.8	0.0	0.0	10.8
64	MAZOYER CAMILLE	Tullins	2003	0.0	0.0	0.0	0.0	0.0
	LASSALLE NINON	Belleville sur saone	2003	0.0	0.0	0.0	0.0	0.0

2. FEMININ NIVEAU6 11-18 ans . SA_DA (individuels)

2.1. Résultats par équipes

	Equipe	Club					Total
1	Carnoux Cassis	13--Carnoux - Cassis	43.9	41.6	43.4	45.8	174.7
2	Seyssins 2	38--CLUB GYMNIQUE TRAMPOLINE DE SEYSSINS	41.0	39.0	44.0	45.0	169.0
3	Allex	26--Section gymnique allex	40.4	39.9	43.6	43.7	167.6
4	Trets 2	13--Gymnastique sportive tretsoise	40.8	41.6	42.0	42.0	166.4
5	Sablons	38--Sablons	41.7	37.1	42.8	44.3	165.9
6	Gerland Mouche 2	69--A. L. gerland mouche	39.4	40.0	41.7	43.6	164.7
7	Albens	73--Union gymnique albens	39.8	40.0	40.3	43.5	163.6
8	Crolles	38--Gym et rythme crolles	40.7	36.2	41.8	42.7	161.4
9	Gerland Mouche 1	69--A. L. gerland mouche	39.7	37.8	40.7	42.6	160.8
10	Villette d Anthon	69--Villette gym	35.2	39.4	41.5	44.0	160.1
11	Charlieu	42--Amicale laique charlieu	40.7	34.7	41.0	41.9	158.3
12	St Genis 1 Argentière	69--OSG	36.8	37.0	36.0	43.8	153.6

2.2. Résultats individuels

	Gymnaste	Equipe	Annee					Total
1	RAULT ALEXANDRA	Sablons	2003	11.0	11.3	11.3	11.2	44.8
2	HOESTLANDT LEA	Carnoux Cassis	2002	10.6	11.1	11.1	11.2	44.0
3	CAMBAY OPHELIE	Trets 2	2001	10.9	10.9	11.0	10.8	43.6
4	PROHENS ELSA	Carnoux Cassis	2004	10.9	9.7	11.0	11.7	43.3
5	KELLAL CHARLENE	Carnoux Cassis	2007	11.0	10.4	10.3	11.4	43.1
6	LUPPI LUCIE	Seyssins 2	2001	10.1	10.5	11.0	11.4	43.0
	HOOPER LILLY-VIDAINE	Carnoux Cassis	2006	11.1	9.6	11.0	11.3	43.0
8	SCOTTI SALOME	Carnoux Cassis	2006	10.9	10.4	10.2	11.4	42.9
9	RASPAIL ELINA	Allex	2002	9.7	10.4	11.0	11.1	42.2
	ROLLAND MUQUET PERRINE	Seyssins 2	2002	10.5	9.9	10.8	11.0	42.2
11	VERDA AMANDINE	Allex	2003	10.6	9.5	11.0	11.0	42.1
	PAIRE CASSIE	Charlieu	2004	10.7	10.3	10.6	10.5	42.1
13	LEMAN MELISSE	Gerland Mouche 2	2005	9.9	10.3	10.4	11.3	41.9
	COSETTINI MANON	Trets 2	2004	10.7	10.9	10.0	10.3	41.9
	BOULARD CLARA	Allex	2004	10.1	10.4	10.8	10.6	41.9
16	DERICQUE OPHELIE	Albens	2005	10.0	10.2	10.2	11.2	41.6
17	DESROCHES LAURA	Seyssins 2	2002	9.7	9.1	11.1	11.5	41.4
18	PENY ALICE	Seyssins 2	2003	10.6	8.5	11.1	11.1	41.3
19	MUTUBULE SCHIPHRA	Gerland Mouche 2	2003	9.9	10.4	10.4	10.5	41.2
20	DEGOUY MARGAUX	Trets 2	2004	9.7	10.8	10.4	10.2	41.1
21	CHAZELLE MANON	Crolles	2005	10.0	9.3	11.1	10.6	41.0
	SARDA LOU	Albens	2002	9.8	10.1	10.2	10.9	41.0
23	TEYSSIER EMMA	Gerland Mouche 2	2003	9.8	9.6	10.4	11.0	40.8
24	DEZORD REBECCA	St Genis 1 Argentière	2005	10.1	10.2	9.0	11.3	40.6
25	JULIEN LAURINE	Gerland Mouche 1	2002	9.8	9.3	10.7	10.6	40.4





	DELOBEL MORGANE	Albens	2006	10.4	8.8	10.2	11.0	40.4
27	MATTIOTTI CHLOE	Villette d Anthon	2004	8.5	9.7	10.7	11.4	40.3
28	KEIGNART ALINE	Crolles	2007	10.4	9.4	9.8	10.5	40.1
29	BRET ELISE	Alex	2004	9.8	9.5	9.8	10.9	40.0
	VERMOREL APOLLINE	Charlieu	2002	10.7	8.3	10.2	10.8	40.0
	COSTE AMELISSE	Sablons	2002	10.2	8.4	10.5	10.9	40.0
32	BAGHDADI RIHEB	Gerland Mouche 1	2006	10.5	9.0	9.7	10.7	39.9
	MARTIN LISA	Villette d Anthon	2004	8.9	10.3	9.7	11.0	39.9
34	GAUTHERON CLARA	Sablons	2002	9.8	8.4	10.6	11.0	39.8
35	MUTUBULE EUNICE	Gerland Mouche 1	2005	10.1	9.8	9.8	10.0	39.7
	MARION LOLA	Alex	2002	9.9	9.6	9.5	10.7	39.7
37	LECHALUPE SOLENE	Gerland Mouche 2	2002	8.9	9.7	10.5	10.2	39.3
38	BICHI MARION	Trets 2	2005	9.5	8.5	10.6	10.5	39.1
39	YILDIRIM MELTEM	Seyssins 2	2002	9.8	9.5	9.4	10.3	39.0
	CLAPPAZ LOLA	Sablons	2004	10.7	7.7	9.4	11.2	39.0
41	ALONSO ROMANE	Alex	2002	8.7	8.7	10.8	10.7	38.9
42	DUREL MARIE	Gerland Mouche 2	2000	9.8	9.4	8.8	10.7	38.7
	FAURE LISON	Crolles	2006	9.6	8.1	10.5	10.5	38.7
44	SCOTTI LUDYVINE	Trets 2	2002	9.4	9.0	9.7	10.4	38.5
	LAGRANGE MARIE	St Genis l Argentière	2002	9.6	7.2	11.1	10.6	38.5
	MANOUVRIER CLARA	Sablons	2005	8.6	9.0	10.4	10.5	38.5
47	PIGEONNAT MEIJE	Crolles	2002	9.0	9.4	9.1	10.8	38.3
48	BLANC ROMANE	Gerland Mouche 2	2005	9.5	8.4	9.6	10.6	38.1
	LUNET LAURA	St Genis l Argentière	2007	8.5	10.6	8.1	10.9	38.1
50	VALERO LOLA	Gerland Mouche 1	2006	8.7	8.4	10.3	10.6	38.0
51	JAMART JULIE	Gerland Mouche 1	2002	8.8	9.7	9.9	9.5	37.9
52	CARRIER MALORIE	Albens	2001	9.3	9.3	9.7	9.4	37.7
53	MATIOTTI AMANDINE	Villette d Anthon	2006	8.6	8.4	10.1	10.5	37.6
54	BONNAILLIE MANON	Crolles	2005	9.8	6.4	10.4	10.8	37.4
55	FOURNIER LALIE	Villette d Anthon	2005	8.8	10.5	10.4	7.6	37.3
56	HOSPICE KELLY	Sablons	2003	8.8	7.2	10.3	10.9	37.2
57	BORRAS MAUDE	Crolles	2005	10.5	7.7	9.1	9.8	37.1
58	RAZE CHARLINE	Villette d Anthon	2004	8.3	8.9	8.7	11.1	37.0
59	DI RUSCIO CANDICE	Gerland Mouche 1	2005	9.3	8.9	8.0	10.7	36.9
60	MOULUN ZOE	Albens	2001	9.6	10.4	6.2	10.4	36.6
61	DE CIANTIS OCEANE	St Genis l Argentière	2000	8.6	9.0	7.8	11.0	36.4
62	CHENAL JADE	Charlieu	2002	9.2	7.9	8.1	10.8	36.0
63	DUKROT NINON	Charlieu	2002	10.0	6.8	9.9	9.2	35.9
64	BONNEFOY CHLOE	Villette d Anthon	2001	8.9	6.2	10.3	10.4	35.8
65	MARCEAU SALOME	Charlieu	2003	9.3	8.2	7.7	9.8	35.0
66	DURAND JADE	Charlieu	2004	9.2	7.0	10.3	8.3	34.8
67	GONARD AMEL	Albens	2003	9.4	4.5	7.1	9.1	30.1
68	BONNIN EVA	Trets 2	2005	0.0	0.0	0.0	0.0	0.0
	GIROFLET AMELIE	Seyssins 2	2001	0.0	0.0	0.0	0.0	0.0
	BELLIDO JULIE	St Genis l Argentière	2005	0.0	0.0	0.0	0.0	0.0
	PONCET SARAH	St Genis l Argentière	2004	0.0	0.0	0.0	0.0	0.0

3. FEMININ NIVEAU3 11-18 ans . SA_DA (individuels)

3.1. Résultats par équipes

	Equipe	Club					Total
1	Riorges	42--Olympique riorges gymnastique	33.8	36.7	37.8	38.7	147.0
2	Privas	7--Sc privas gym	33.2	36.9	38.0	38.6	146.7
3	Gardanne	13--Gardanne	33.3	34.9	37.8	36.7	142.7
4	Crolles	38--Gym et rythme crolles	33.0	36.7	35.1	37.4	142.2
5	Trets	13--Gymnastique sportive tretsoise	33.3	36.6	37.2	35.0	142.1
6	St Martin d hères	38--Essm gymnastique	32.9	36.5	34.7	36.6	140.7
7	Anse 1	69--Jeunesse ansoise	33.1	35.2	34.7	36.1	139.1
8	Loriol	26--Groupe omnisports loriolais (gol)	32.4	31.9	36.2	36.6	137.1





3.2. Résultats individuels

	Gymnaste	Equipe	Annee					Total
1	DOZON VALENTINE	Trets	2006	11.3	13.0	12.6	13.0	49.9
2	ZERBINI EVA	Riorges	2003	12.0	12.7	12.1	13.0	49.8
3	BARATIN MATHILDE	Gardanne	2006	12.2	12.3	12.4	12.6	49.5
4	REYES ELISA	Privas	2003	11.1	12.5	12.6	12.8	49.0
5	VASSAS ELEA	Privas	2001	11.2	12.4	12.6	12.6	48.8
6	FROBERT ELISE	Riorges	2002	10.4	11.9	13.3	12.8	48.4
7	AUCLAIR ANAELLE	Riorges	2002	10.7	12.1	12.4	12.9	48.1
8	MANSUY EMMA	St Martin d hères	2004	11.4	12.2	12.2	12.1	47.9
9	VO LUCIE	Privas	2002	10.9	12.0	12.1	12.6	47.6
10	GENEVEY ALICIA	Crolles	2003	10.9	12.5	11.8	12.3	47.5
11	BORGNIE ROXANNE	Crolles	2000	11.2	12.7	10.9	12.6	47.4
12	LAMURE TOSCANE	Trets	2004	11.8	12.7	11.5	11.3	47.3
13	GUILBAUD SOLENN	Privas	2003	10.3	10.7	12.8	13.2	47.0
14	PONCET LILOU	Anse 1	2005	11.1	11.0	11.8	12.9	46.8
15	LE GOALLER MARGAUX	Crolles	2003	10.4	11.5	12.1	12.5	46.5
16	BELGHADGI LEA	Gardanne	2005	10.2	11.3	12.9	11.8	46.2
17	ROCHARD ELEONORE	Riorges	2002	11.1	11.6	11.4	12.0	46.1
18	SAPET BUTEL GIULIANA	Loriol	2007	10.5	10.7	12.1	12.4	45.7
19	CHEVALIER MANON	Anse 1	2003	10.5	11.9	11.7	11.5	45.6
20	MERY LILOU	Gardanne	2006	10.4	11.3	11.9	11.9	45.5
21	CHAVEROT AVRIL	St Martin d hères	2003	10.9	11.4	10.6	12.5	45.4
22	MOINE CLARA	Loriol	2006	11.0	10.7	11.7	11.9	45.3
23	RIGOUX ZOE	St Martin d hères	2003	10.6	12.8	10.7	11.1	45.2
24	LAGRAIN EDEN	St Martin d hères	2005	10.2	11.5	11.8	11.4	44.9
25	DE LA FOATA ROMANE	Anse 1	2005	11.0	12.3	10.4	11.1	44.8
26	PENFOLD INDY	Gardanne	2005	9.9	10.4	12.5	11.7	44.5
27	CALVIER AMELIE	Crolles	2002	10.9	10.8	10.5	12.1	44.3
28	GENETTE MANDY	Loriol	2001	10.8	10.5	12.3	10.3	43.9
29	JACOBE EMMA	St Martin d hères	2002	10.4	10.8	10.6	12.0	43.8
30	LE GARGAM CAMILLE	Anse 1	2005	11.0	9.7	11.2	11.7	43.6
31	GILLIBERT EMMIE	Trets	2003	10.2	10.9	12.4	10.0	43.5
32	MOREL ELISE	Crolles	2002	10.5	11.0	11.2	10.6	43.3
	VERCHERE TIFFANY	Gardanne	2001	10.7	9.7	10.7	12.2	43.3





34	LEGER EMIE	Trets	2003	9.8	10.5	12.2	10.7	43.2
35	NADAUD ANAIS	Loriol	2007	10.6	10.0	11.8	10.4	42.8
36	GARAGNON JOHANNA	Loriol	2006	10.6	8.0	10.9	12.3	41.8
37	CHEVALIER LOU	Anse 1	2005	10.0	10.7	9.9	10.7	41.3
38	BURNICHON CHARLYNE	Riorges	2002	10.1	10.6	9.6	10.9	41.2
39	LECHEVALIER EVENLY	Trets	2000	0.0	0.0	0.0	0.0	0.0
	NUOVO HARMONIE	Privas	2001	0.0	0.0	0.0	0.0	0.0

4. FEMININ NIVEAU4 11-18 ans . SA_DA (individuels)

4.1. Résultats par équipes

	Equipe	Club					Total
1	Rhodia club	38--Rhodia-Club Gymnastique	32.3	36.1	35.9	37.6	141.9
2	Brindas	69--A.s.brindas	31.5	37.0	35.7	37.4	141.6
3	Belleville sur saone	69--Gym club belleville beaujolais	32.0	36.0	35.9	37.6	141.5
4	Loriol	26--Groupe omnisports loriolais (gol)	31.6	36.3	34.7	37.8	140.4
5	Boen AL	42--Amicale laique de boen	32.1	35.8	35.4	36.4	139.7
6	St Priest	69--Gymnique association saint priest	31.5	36.4	34.1	36.7	138.7
7	Irigny	69--Amicale laique irigny	30.6	36.6	34.1	37.2	138.5
8	Vaugneray	69--Union sportive de l'ouest lyonnais	30.9	36.9	33.9	35.8	137.5
9	Trets	13--Gymnastique sportive tretsoise	30.8	35.5	33.6	36.1	136.0
10	Limonest	69--A.S.C.J.L. Limonest	31.2	34.0	34.3	35.2	134.7
11	Nivolas vermelle 2	38--Nivolas alep espoir gymnique	31.1	34.2	33.3	35.8	134.4
12	Nivolas vermelle 1	38--Nivolas alep espoir gymnique	31.5	30.6	35.8	34.1	132.0

4.2. Résultats individuels

	Gymnaste	Equipe	Annee					Total
1	DUMORTIER LAURINE	Brindas	2001	10.8	12.7	12.5	12.7	48.7
2	DALLA COSTA LUNA	Belleville sur saone	2002	10.7	12.5	12.4	12.9	48.5
3	HERBAUT ELISA	Rhodia club	2004	10.4	12.3	12.3	13.0	48.0
4	D'ANCONA LAURYNE	Brindas	2001	10.5	12.2	12.2	12.9	47.8
5	CHAPOT ARMELLE	Boen AL	2002	10.9	12.4	12.2	12.2	47.7
6	GLASSON OCEANE	Nivolas vermelle 1	2004	11.2	12.0	12.1	12.2	47.5
7	GIRAUD OPHELIE	Vaugneray	2002	10.1	12.4	12.1	12.6	47.2
8	PION LOU	Loriol	2004	10.5	12.3	12.1	12.0	46.9
9	NEMOZ AMBRE	Rhodia club	2002	11.1	11.3	12.3	12.1	46.8
10	MENNELLA LUCIE	Rhodia club	2003	10.7	12.5	11.3	12.2	46.7
	DEPORTE COLINE	Belleville sur saone	2004	10.6	11.6	11.9	12.6	46.7
12	MIALON FANNY	Boen AL	2006	10.8	11.8	11.9	12.0	46.5
13	CLAIR LAURA	Loriol	2000	9.9	12.1	11.3	12.9	46.2
14	ARLAUD LAURA	Vaugneray	2002	9.8	12.2	11.6	12.4	46.0
15	GUERREIRO CARLA INES	Loriol	2001	10.3	11.9	11.2	12.5	45.9
16	DESCHAMPS MANON	Trets	2004	10.0	11.8	11.1	12.9	45.8
	CATHERINE HANNA	Limonest	2001	10.8	11.9	11.0	12.1	45.8
18	BETTINGER JEANNE	St Priest	2002	10.6	12.1	10.2	12.6	45.5
	POULAT MAELISS	Belleville sur saone	2003	10.2	11.9	11.3	12.1	45.5
20	DA SILVA MELANIE	St Priest	2004	10.2	12.2	11.0	12.0	45.4
21	RODRIGUES MARIE	St Priest	2003	10.1	11.4	11.7	12.1	45.3
	GILBERT OCEANE	Trets	2002	10.4	11.6	12.0	11.3	45.3
23	KOLKAN ILYANA	Irigny	2001	10.2	11.6	10.8	12.5	45.1





	GUETH LUCIE	Belleville sur saone	2002	10.7	10.8	11.6	12.0	45.1
25	SAVOYAT MAELYS	Irigny	2006	10.3	12.3	9.8	12.5	44.9
26	SAVOYAT OCEANE	Irigny	2002	10.1	12.7	10.1	11.8	44.7
	STRIMBERG EMMA	Irigny	2002	10.1	11.1	11.3	12.2	44.7
	BAROUX MANON	Rhodia club	2004	10.5	11.3	10.5	12.4	44.7
	KOHLER ENOLA	Nivolas vermelle 2	2003	10.4	11.1	10.9	12.3	44.7
30	PONCET LEA	Boen AL	2003	10.0	11.1	11.3	12.2	44.6
31	MALLEVAL LAURA	Loriol	2001	10.3	11.1	10.6	12.4	44.4
	PELLET CANDICE	Nivolas vermelle 2	2002	10.1	11.5	11.0	11.8	44.4
	LULLIER ROMANE	Brindas	2004	10.2	12.1	11.0	11.1	44.4
34	LEBAILLIF ROMANE	St Priest	2004	10.7	12.1	11.4	10.1	44.3
35	BRUNO CLEMENCE	Boen AL	2003	10.4	11.6	10.4	11.6	44.0
	ZAPPA MARGAUX	Irigny	2002	10.1	10.7	12.0	11.2	44.0
37	REYPIN LEONIE	Nivolas vermelle 1	2002	10.1	11.8	11.6	10.3	43.8
38	MARTIN ANAIS	Brindas	2001	9.8	10.7	11.0	11.8	43.3
39	TONIZZO FANNY	Trets	2003	10.0	11.4	10.4	11.3	43.1
40	GOMICHOZ ZOE	Limonest	2002	10.5	9.9	11.1	11.4	42.9
41	CHENAT SAMANTHA	Vaugneray	2002	10.4	11.8	9.6	10.8	42.6
42	DUFOUR LAURA	Loriol	2000	10.8	8.3	11.3	12.1	42.5
	MAGAND LIINA	Limonest	2005	9.9	11.8	11.3	9.5	42.5
44	MEUNIER CAMILLE	Trets	2003	9.9	12.1	8.5	11.9	42.4
45	MORRISON ALYCIA	Belleville sur saone	2003	9.8	11.3	9.0	12.0	42.1
46	LEFEVRE AXELLE	Vaugneray	2002	10.4	12.3	10.2	9.1	42.0
47	KHEBIZI MALOU	Trets	2003	10.4	10.5	10.5	10.4	41.8
48	LONGERE CHLOE	St Priest	2003	10.2	11.7	9.0	10.5	41.4
49	GOMES DOS SANTOS MAELYS	Nivolas vermelle 2	2003	10.3	8.1	10.5	11.7	40.6
50	JAILLOT AMELIE	Nivolas vermelle 2	2004	9.7	8.9	11.0	10.6	40.2
51	LEFEVRE CAROLINE	Vaugneray	2002	9.0	11.8	8.6	10.0	39.4
	RENDU TESS	Limonest	2004	9.9	6.3	11.5	11.7	39.4
53	COURTOIS LUCIE	Nivolas vermelle 1	2002	10.2	0.0	12.1	11.4	33.7
54	GALIFET COLINE	Nivolas vermelle 2	2001	10.4	11.6	11.3	0.0	33.3
55	GAROU LILOU	Boen AL	2005	0.0	11.4	11.1	10.4	32.9
56	TEYSSIER CHARLOTTE	Brindas	2001	8.2	7.2	6.6	10.3	32.3
57	GANJEAN ELISE	Nivolas vermelle 1	2002	9.9	0.0	11.2	10.5	31.6
58	HONTAAS-BERTHOUX LILOU	Limonest	2004	0.0	10.3	11.5	0.0	21.8
59	JAI GU ILONA	Nivolas vermelle 1	2000	8.9	6.8	0.0	0.0	15.7

5. FEMININ NIVEAU5 11-18 ans . SA_DA (individuels)

5.1. Résultats par équipes

	Equipe	Club					Total
1	St just st rambert	42--Fjep st-just st-rambert	43.9	45.0	46.2	46.5	181.6
2	Crest	26--Us crétoise gymnastique	41.5	46.0	43.9	46.9	178.3
3	Montmelian	73--Ecole gym sportive montmelian	42.7	43.0	44.9	47.1	177.7
4	Loriol	26--Groupe omnisports loriolais (gol)	42.3	43.4	42.5	46.0	174.2
	Vénissieux	69--Cmo vénissieux	41.8	43.5	44.4	44.5	174.2
6	Aubagne Gym	13--Aubagne gym	41.6	43.4	42.7	46.1	173.8
7	Boen AL	42--Amicale laiue de boen	41.6	40.1	44.0	44.7	170.4
8	Voreppe	38--Vaillante de Voreppe	41.0	40.0	42.0	45.5	168.5
9	Bourg St Maurice	73--Bsm gym bourg st maurice	40.8	39.8	43.6	43.7	167.9
10	St Priest	69--Gymnique association saint priest	41.7	40.3	43.8	41.4	167.2
11	Echirolles	38--Amicale laiue echirolles gymnastique	40.5	42.2	39.9	41.7	164.3
12	Trets	13--Gymnastique sportive tretsoise	40.9	40.3	42.4	38.3	161.9

5.2. Résultats individuels

	Gymnaste	Equipe	Annee					Total
1	FRAISSE LUCIE	St just st rambert	2004	11.1	11.5	12.0	11.9	46.5
2	BASSO LEA	Montmelian	2002	10.9	11.8	11.2	12.2	46.1
3	ROLLAND CINDY	Crest	2000	10.7	11.7	11.0	11.6	45.0
4	GUILLEMIN MATHILDE	Echirolles	2002	10.6	11.6	10.7	11.9	44.8
5	CHAIZE JULIETTE	St just st rambert	2004	11.0	11.3	11.3	11.1	44.7
6	GRANDJEAN LILA	Vénissieux	2007	10.7	11.2	11.1	11.5	44.5
	BERGER TAIS	Crest	2005	10.6	11.9	10.3	11.7	44.5
8	POINTUD LUCILE	St just st rambert	2004	10.9	9.9	11.7	11.9	44.4
	ANNESTAY IRINA	Crest	2005	10.1	11.3	11.0	12.0	44.4
	LE FRANCOIS ALICE	Crest	2005	10.1	11.1	11.6	11.6	44.4
11	IMBERT LOLA	Bourg St Maurice	2002	10.4	10.6	11.7	11.4	44.1
12	VITTON LOU	Montmelian	2002	10.7	10.5	11.0	11.8	44.0
13	DELAUCHE ANAMEE	Boen AL	2001	10.6	10.4	11.3	11.4	43.7
14	PELISSON LOANE	St just st rambert	2005	10.4	10.8	11.2	11.2	43.6
	UNY MAILYS	Loriol	2002	9.9	11.2	10.8	11.7	43.6
16	ALTAY KILDA	Vénissieux	2005	10.0	11.2	11.4	10.9	43.5
17	DOUMALIN MARINA	Aubagne Gym	2003	10.7	10.5	10.6	11.6	43.4
	TESSANNE CHLOE	Montmelian	2003	10.7	9.9	11.3	11.5	43.4
19	BERNARD LENA	St Priest	2001	10.7	10.3	10.8	11.4	43.2
	ROMEO CARLA	Aubagne Gym	2003	10.3	10.8	10.8	11.3	43.2
21	MICHEL MARGO	Loriol	2004	10.5	10.7	10.3	11.3	42.8
	FAUGEROUX AUDREY	Montmelian	2003	10.4	9.6	11.4	11.4	42.8
23	BIGILLON LEANE	Voreppe	2006	10.2	10.7	10.6	11.2	42.7
24	MICHAUD ELINA	Boen AL	2005	10.0	10.3	11.1	11.2	42.6





	SERTOUR COLINE	Aubagne Gym	2005	10.5	10.6	10.3	11.2	42.6
26	FAURIEL SALOME	Loriol	2003	10.7	9.7	10.5	11.6	42.5
27	COLOMBET ELSA	St just st rambert	2005	10.4	11.4	9.5	11.1	42.4
	THESSOT MARINE	St just st rambert	2002	10.9	10.7	9.3	11.5	42.4
	ARNAUD MARIE	Loriol	2004	10.5	10.3	10.2	11.4	42.4
	GARROUDI JENNA	Vénissieux	2006	10.6	9.8	11.4	10.6	42.4
31	MASSACRIER SARAH	Boen AL	2002	10.6	9.6	10.8	11.1	42.1
	MACRON JASMINE	Loriol	2001	10.6	11.2	9.1	11.2	42.1
33	GINOUX CELIA	Aubagne Gym	2002	9.6	11.0	10.5	10.9	42.0
	DOUET PENELOPE	Voreppe	2001	10.3	9.9	10.2	11.6	42.0
35	ESPANET TARA	Aubagne Gym	2005	10.1	11.0	8.6	12.0	41.7
36	HASSE LYNDA	Vénissieux	2000	10.2	11.3	10.5	9.6	41.6
	TARGHAOU CHIMENE	Voreppe	2005	10.1	9.8	10.3	11.4	41.6
38	DHANDA WILLOW	Bourg St Maurice	2003	9.1	9.9	11.3	11.1	41.4
39	DAVAL INES	Boen AL	2002	10.2	9.8	10.8	10.5	41.3
	BOUVET JOSEPHINE	Trets	2005	10.2	10.7	11.0	9.4	41.3
	ESTRAYER LUCIE	Aubagne Gym	2002	9.6	10.3	10.8	10.6	41.3
42	ARPIN JULIETTE	Bourg St Maurice	2004	10.2	10.3	9.7	11.0	41.2
43	CLOAREC LOUANNE	Montmelian	2000	10.0	8.5	11.0	11.6	41.1
44	VALLIN VICTORIA	Voreppe	2004	10.4	9.6	9.8	10.8	40.6
45	TARDY CLARA	St Priest	2002	10.1	8.1	11.1	11.2	40.5
46	OASSEL ELISA	St Priest	2002	10.7	9.3	10.7	9.7	40.4
	SANGUINETTI HANNAH	Trets	2003	10.3	10.0	10.3	9.8	40.4
	POITOU LOUNA	Echirolles	2003	10.2	10.1	10.4	9.7	40.4
49	SOUCHON LAURA	Boen AL	2004	10.2	8.9	10.2	11.0	40.3
50	BARTOLINI ALIZEE	Trets	2002	10.0	10.7	10.3	9.1	40.1
51	BAQUE CHARLOTTE	Voreppe	2001	10.1	7.7	10.9	11.3	40.0
52	ROUABAH ELIA	Crest	2005	9.9	11.1	9.6	9.3	39.9
53	KAYADJANIAN NELLI	Vénissieux	2005	10.3	9.0	9.0	11.5	39.8
54	GUIOL SOPHIE	Trets	2002	10.0	8.9	10.8	10.0	39.7
55	PALOMBA LILOU	Bourg St Maurice	2003	10.1	8.8	10.5	10.2	39.6
56	FLECHEUX EMILIE	St Priest	2001	9.6	9.9	11.2	8.7	39.4
57	BERARD JUSTINE	Bourg St Maurice	2002	10.1	9.0	10.1	10.1	39.3
58	GARNIER CARLA	Loriol	2004	10.2	8.2	10.9	9.7	39.0
59	ROMAN FLORIANE	Echirolles	2002	8.8	9.7	9.7	10.4	38.6
60	CARRON LILIA	Echirolles	2005	9.7	10.8	9.1	8.6	38.2
61	GEORGES LOLA	St Priest	2003	10.1	8.5	10.2	9.1	37.9
62	GORDON LENA	Echirolles	2007	10.0	8.8	9.1	9.7	37.6
63	HERIZI LILYA	Trets	2006	10.4	7.6	9.3	8.4	35.7
64	DUMAS CAROLINE	Boen AL	2004	10.0	6.4	10.1	8.9	35.4
65	OLLIVIER ANNA	Vénissieux	2001	9.6	8.4	7.6	9.6	35.2
66	JACQUET EMMA	St Priest	2001	10.2	10.8	10.6	0.0	31.6
67	CHAUVIN LEÏLA	Montmelian	2000	0.0	10.8	9.8	0.0	20.6
68	CAMBRILLAT SALOMÉ	Crest	2001	0.0	0.0	0.0	0.0	0.0

6. FEMININ NIVEAU7 11 + . SA_DA (individuels)

6.1. Résultats par équipes

	Equipe	Club					Total
1	Loriol	26--Groupe omnisports loriolais (gol)	37.5	39.9	39.5	40.3	157.2
2	Meyzieu	69--FJEP Meyzieu	35.1	40.3	39.3	40.8	155.5
3	La tour du pin	38--L'alerte gymnastique la tour du pin	37.5	39.9	38.8	38.9	155.1
4	Carnoux Cassis	13--Carnoux - Cassis	38.5	37.7	38.9	38.8	153.9
5	St Rambert d Albon	26--ASCR Gym	36.9	39.1	37.4	40.2	153.6
6	Irigny	69--Amicale laïque irigny	36.3	36.7	39.1	39.9	152.0
7	St Priest	69--Gymnique association saint priest	34.3	37.4	39.4	40.5	151.6
8	Limonest	69--A.S.C.J.L. Limonest	37.6	38.6	37.4	37.8	151.4
9	Alex 1	26--Section gymnique alex	35.7	36.7	38.1	39.8	150.3
10	Pierre Bénite 2	69--Patronage laïque de Pierre Bénite	34.7	38.9	37.8	38.7	150.1
11	Trets 2	13--Gymnastique sportive tretsoise	34.1	38.3	39.6	38.0	150.0
12	UGVH Aubagne	13--UGVH	35.6	34.7	38.1	38.5	146.9





6.2. Résultats individuels

	Gymnaste	Equipe	Annee					Total
1	BERREHOUC ISIS	St Rambert d Albon	2007	10.3	10.3	9.6	10.4	40.6
2	DILENSIGER CAMILLE	Irigny	2006	10.4	10.2	9.9	10.0	40.5
3	CUSERNE NATACHA	Loriol	2006	10.1	10.1	10.0	10.1	40.3
4	GAUTHIER ELODIE	Pierre Bénite 2	2003	9.9	9.7	9.4	10.1	39.1
	CHUZEVILLE CLARA	La tour du pin	2005	9.7	10.1	9.6	9.7	39.1
	GUILLET LISA	La tour du pin	2005	10.1	9.4	9.9	9.7	39.1
	GAJDA JUSTINE	Meyzieu	2002	9.0	10.2	9.8	10.1	39.1
8	RANCHOUX MAEVA	St Rambert d Albon	2007	9.6	9.3	10.0	10.1	39.0
	EGERT CASSANDRE	Limonest	2007	10.0	10.0	9.0	10.0	39.0
10	DAMOUR MAEVA	Meyzieu	2000	8.6	9.6	10.0	10.5	38.7
11	CABALLERO-ALEX MARGAUX	St Priest	2006	8.8	9.6	9.9	10.3	38.6
	AUBERT EMMA	Loriol	2007	9.0	10.0	9.8	9.8	38.6
13	NAVERY ISLEY	Loriol	2007	8.9	10.3	9.1	10.2	38.5
14	DUPRAT JULIE	La tour du pin	2005	8.7	10.4	9.5	9.7	38.3
	BAUDIN AGATHE	Limonest	2007	9.8	10.1	9.4	9.0	38.3
	LUBUNGU NINA	Meyzieu	2007	9.4	9.7	9.1	10.1	38.3
	MOUGNANGOLA LUNA	Carnoux Cassis	2007	9.8	8.9	9.7	9.9	38.3
18	RABOISSON LISA	Carnoux Cassis	2006	9.7	8.7	9.8	10.0	38.2
19	PETRAU KELYA	La tour du pin	2005	9.0	9.7	9.6	9.8	38.1
20	ZANCANARO LEA	Loriol	2004	9.5	9.5	9.7	9.3	38.0
	RANSILHAC LILLY	Carnoux Cassis	2006	9.1	10.5	9.8	8.6	38.0
22	CARNEMOLLA MARIE	UGVH Aubagne	2000	8.6	9.8	9.5	10.0	37.9
	HOESTLANDT AURORE	Carnoux Cassis	2006	9.5	9.6	9.4	9.4	37.9
24	COLLORAFII LOUNA	UGVH Aubagne	2005	9.4	9.7	9.4	9.3	37.8




25	PETITJEAN ALICIA	St Priest	2005	8.1	9.8	9.8	10.0	37.7
26	MARCELINO AURIANE	Meyzieu	2003	8.1	10.3	9.3	9.9	37.6
27	DESCAMPS AMANDINE	Limonest	2006	8.8	9.3	9.6	9.8	37.5
28	SCHABO OCEANE	Meyzieu	2007	7.9	10.1	9.5	9.9	37.4
29	MANZONI PERRET ELINA	Trets 2	2006	8.6	9.2	9.8	9.7	37.3
	SISCO ELEA	Carnoux Cassis	2006	9.5	8.7	9.6	9.5	37.3
31	GAUTIER AUDE	Trets 2	2005	8.1	9.9	9.8	9.3	37.1
	KLOUCHE MARIE	Trets 2	2005	8.5	9.5	9.9	9.2	37.1
33	BONIN LAURA	St Priest	2005	7.5	9.4	10.1	10.0	37.0
34	DAHIA BARKA	La tour du pin	2005	8.5	9.7	9.7	9.0	36.9
35	GARNIER LAURA	Loriol	2007	8.6	8.2	10.0	10.0	36.8
	OLIVERO NINON	Alex 1	2003	9.2	9.5	9.5	8.6	36.8
	PASCAL MELINE	Alex 1	2005	8.9	9.6	8.2	10.1	36.8
38	ETIENNE LEA	Trets 2	2007	8.1	8.9	10.0	9.7	36.7
	LECHALIER CAMILLE	Trets 2	2005	7.8	9.7	9.9	9.3	36.7
	IANUCCI ANGIE	Irigny	2006	9.5	7.9	9.6	9.7	36.7
41	LADREYT LENA	Loriol	2004	8.8	8.2	9.6	10.0	36.6
	GRANDGUILLOTTE VICTORIA	Limonest	2006	9.0	9.2	9.4	9.0	36.6
43	BROCHARD EMMA	Alex 1	2004	8.7	8.6	9.4	9.8	36.5
44	MIRONNEAU ROMANE	Irigny	2005	8.8	7.5	9.8	10.3	36.4
	WAGNER LEONIE	Irigny	2004	7.6	9.1	9.8	9.9	36.4
46	FOREST LILY	St Rambert d Albon	2007	8.3	9.8	8.5	9.7	36.3
47	KHELLAF JAHIDA	St Priest	2005	8.6	8.6	9.6	9.4	36.2
48	VARENNE SALOME	Pierre Bénite 2	2006	8.2	9.9	9.5	8.5	36.1
49	AGENEAU RIVET ILENA	St Rambert d Albon	2007	8.2	9.5	8.8	9.5	36.0
	DAMOUCDARI SOLABE LYAH	St Rambert d Albon	2007	7.6	9.5	9.0	9.9	36.0
	GAUTHIER ALICIA	Pierre Bénite 2	2005	8.3	9.8	9.3	8.6	36.0
	MUTIN CELIA	Pierre Bénite 2	2004	8.0	8.6	9.5	9.9	36.0
53	TROIANI CLOE	UGVH Aubagne	2004	8.3	7.9	9.8	9.9	35.9
	FAURE ANAELLE	Alex 1	2003	8.8	8.2	9.2	9.7	35.9
55	SOUCHON CINDY	St Priest	2006	8.8	7.2	9.6	10.2	35.8
56	CLAUZEL CHARLOTTE	Trets 2	2005	8.9	8.1	9.7	8.8	35.5
57	PORTERET EMMA	La tour du pin	2005	8.1	9.4	9.1	8.8	35.4
58	GUIGUITANT NOEMIE	Meyzieu	2004	7.8	7.4	10.0	10.1	35.3
59	SAUVINET LISA	Pierre Bénite 2	2004	7.0	9.5	9.4	9.1	35.0
60	CAVAGNA LUNA	Irigny	2006	6.8	9.5	9.4	9.2	34.9
	NEDELEC LILOU	UGVH Aubagne	2004	9.0	7.2	9.4	9.3	34.9
62	FIRON ORANE	Carnoux Cassis	2007	7.5	8.4	9.5	9.4	34.8
63	RUBIO LUCIE	St Priest	2005	7.8	7.8	9.6	9.3	34.5
64	DA SILVA JULIE	St Rambert d Albon	2007	8.7	7.6	8.2	9.8	34.3
65	LAFAX-PROTON AUDREY	Limonest	2005	8.8	8.6	8.5	8.2	34.1
66	BOUCHER ENEA	UGVH Aubagne	2005	8.6	7.3	9.3	8.4	33.6
67	AMADOR ANDREA	Pierre Bénite 2	2004	8.3	6.2	8.9	9.6	33.0
68	BOULARD JESSICA	Alex 1	2001	8.8	1.2	9.8	10.2	30.0
69	BRUCHON ANAELLE	Alex 1	2002	0.0	9.0	9.4	9.5	27.9
70	CHENILLE EDENE	Irigny	2006	0.0	0.0	0.0	0.0	0.0
	BOY ELODIE	Limonest	2001	0.0	0.0	0.0	0.0	0.0

7. FEMININ NIVEAU5 11-15 ans . SA_DA (individuels)

7.1. Résultats par équipes

	Equipe	Club					Total
1	Anse	69--Jeunesse ansoise	42.6	46.3	41.5	44.8	175.2
2	Romans	26--avenir de romans	43.0	44.8	42.6	44.7	175.1
3	Cuisery	69--ESPACE GYM CUISERY	41.6	44.3	43.5	45.0	174.4
4	Belleville sur saone	69--Gym club belleville beaujolais	42.3	44.2	43.6	43.6	173.7
5	Brindas	69--A.s.brindas	41.7	45.5	42.0	43.6	172.8
6	Vaugneray	69--Union sportive de l'ouest lyonnais	41.6	44.4	42.4	43.8	172.2
7	Trets	13--Gymnastique sportive tretsoise	41.2	45.4	41.4	43.5	171.5
	Chaponnay	69--Chaponnay gym	42.7	43.9	42.3	42.6	171.5
9	St just st rambert	42--Fjep st-just st- rambert	41.4	44.4	40.3	44.0	170.1
10	Boen AL	42--Amicale laique de boen	41.6	42.7	41.7	43.1	169.1
11	Savigny	69--A.s.c.savigny	41.9	44.1	38.7	43.8	168.5
12	Jonage	38--Jonage gymnastique	41.5	44.2	39.4	42.8	167.9
13	Gardanne	13--Gardanne	40.8	42.0	41.9	41.2	165.9
14	St Genis les Ollières	69--Entente St genoise	41.3	38.5	41.7	43.0	164.5
15	Aix	13--auc gymnastique	40.7	40.6	40.7	41.2	163.2

7.2. Résultats individuels





	Gymnaste	Equipe	Annee					Total
1	TOULOUR LILOU	Vaugneray	2006	11.0	11.7	11.6	11.5	45.8
2	ZAWOL SAMANTHA	Belleville sur saone	2004	10.9	11.7	11.4	11.1	45.1
3	FIZANNE MATTHEA	Romans	2007	11.0	11.1	11.2	11.3	44.6
4	MARTIN CLARICE	Anse	2007	10.7	11.8	10.4	11.1	44.0
5	BOURDON CLARIE	Belleville sur saone	2005	10.9	10.9	10.7	11.4	43.9
	DE CONTENSON MAELLE	Cuisery	2006	10.5	11.1	11.1	11.2	43.9
	BAPTISTE FABIENNE	Romans	2007	10.6	11.5	10.6	11.2	43.9
8	GHAZALI LOUNA	Chaponnay	2006	10.6	11.1	10.8	11.3	43.8
	LECCA LEONIE	Cuisery	2004	10.3	11.4	10.7	11.4	43.8
10	DESVEAUX-COLETTI CASSIE	Brindas	2005	10.4	11.4	10.9	10.9	43.6
	ALBERT ARMELLE	Belleville sur saone	2005	10.2	11.3	11.1	11.0	43.6
	BERNARD MARIE LOU	Cuisery	2004	10.1	11.0	11.3	11.2	43.6
	SERGIENKO AGATHE	Romans	2004	11.0	11.1	10.3	11.2	43.6
14	PEREIRA CRISTIANA	Anse	2007	10.9	11.5	10.3	10.7	43.4
	DEVILLELE MORGANE	Boen AL	2004	10.5	11.4	10.7	10.8	43.4
	MOREL LEA	St Genis les Ollières	2007	10.2	11.8	10.4	11.0	43.4
	ALCOLEA LAUREANA	Chaponnay	2007	10.8	11.2	11.0	10.4	43.4
18	DECHANDON PAULINE	St just st rambert	2004	10.2	11.3	10.7	11.1	43.3
19	JESUS CORALINE	Brindas	2003	10.4	11.8	10.4	10.6	43.2
20	GUILLOT MARCHAND LENA	Boen AL	2006	10.5	11.2	10.6	10.8	43.1
	DUGAIS LEA	Brindas	2005	10.9	11.7	9.2	11.3	43.1
22	LAN LOUANE	Trets	2005	10.3	11.8	9.8	11.1	43.0
	SERVOUZE CLARA	Vaugneray	2007	10.5	10.9	10.7	10.9	43.0
24	LEFERT LAURA	Anse	2007	10.0	11.6	10.3	11.0	42.9

	VAQUER AMBRINE	St Genis les Ollières	2006	10.8	11.4	10.1	10.6	42.9
26	VAILLOT ALYSSA	Cuisery	2006	10.6	10.6	10.4	11.2	42.8
	DINIS MAELYS	Romans	2006	10.3	11.0	10.5	11.0	42.8
28	MARECHAL SARAH	Anse	2007	10.6	10.2	10.5	11.4	42.7
	BOUKHNOUCH SALMA	Jonage	2006	10.2	10.9	10.7	10.9	42.7
30	HERIZI AMEL	Trets	2005	9.7	11.4	10.6	10.9	42.6
31	MONTANTEME THAIS	Anse	2007	10.0	11.4	10.2	10.9	42.5
	BARNIQUE MAYA	Savigny	2006	10.6	11.0	9.8	11.1	42.5
33	FERREIRA MELANIE	Jonage	2006	10.2	11.3	10.4	10.5	42.4
	GALLORINI CRISTAL	Gardanne	2006	10.5	10.8	10.7	10.4	42.4
35	DREYFUS EVA	Anse	2007	10.4	11.3	9.3	11.3	42.3
36	CARRET COLYNE	Savigny	2003	10.6	10.8	9.6	11.2	42.2
37	JUIN LILOU	Gardanne	2006	10.0	10.4	11.0	10.6	42.0
38	DOUBLE JEANNE	St Genis les Ollières	2006	10.4	9.9	10.6	11.0	41.9
39	RIBON CAPUCINE	Vaugneray	2004	10.5	10.6	10.1	10.5	41.7
40	BRIGNONE LOU ANN	Boen AL	2005	10.0	10.5	10.6	10.5	41.6
	APARICIO LIVIA	Trets	2005	9.9	11.1	9.9	10.7	41.6
	LYONNET LUCIE	Chaponnay	2007	10.9	10.4	10.0	10.3	41.6
43	PASTUREAU FANNY	Trets	2006	10.8	11.1	10.3	9.3	41.5
	BARDE LILY-ROSE	Chaponnay	2007	9.9	11.2	10.1	10.3	41.5
45	PENAZZI AMANDINE	Trets	2006	10.2	10.1	10.3	10.8	41.4
46	VIOLLET MARGOT	St just st rambert	2005	9.8	10.6	9.8	11.0	41.2
	REUIL LEA	Jonage	2005	10.3	11.3	9.0	10.6	41.2
	MILLET TEONA	Savigny	2007	10.4	10.1	9.7	11.0	41.2
	LAMBLIN--MOLLER EVE	Chaponnay	2007	10.3	10.4	9.9	10.6	41.2
	THENAULT LOLA	Chaponnay	2006	10.4	10.3	10.4	10.1	41.2
51	BECUWE SARAH	St just st rambert	2005	10.1	10.7	9.7	10.6	41.1
	ROBILLARD EUGENIE	St just st rambert	2004	10.0	10.4	10.1	10.6	41.1
53	DJENDOUBI FERIEL	Jonage	2004	10.6	10.7	8.9	10.7	40.9
	BRUSSON CAMILLE	Aix	2007	10.2	10.1	10.1	10.5	40.9
	SANCHEZ MANUELA	Aix	2005	10.2	10.7	9.5	10.5	40.9
56	BOURRAT JULIE	St just st rambert	2003	10.1	11.8	7.9	11.0	40.8
57	VARRY LILOU	Vaugneray	2004	9.6	11.2	9.2	10.7	40.7
58	TOUIZRAR JENNA	Jonage	2007	10.4	10.2	9.3	10.6	40.5
	LEGRAIN MARINE	Savigny	2004	10.3	11.6	9.6	9.0	40.5
60	BOUCHARD CLOTILDE	Brindas	2005	10.0	10.6	9.6	10.2	40.4
61	VAIRET CANDICE	Cuisery	2007	10.2	10.8	8.3	11.0	40.3
	HADEG AMANDA	Gardanne	2007	10.2	10.7	9.3	10.1	40.3
63	JAMBON LEA	Belleville sur saone	2004	9.9	10.3	10.4	9.6	40.2
64	CLAVERIE MATHILDE	Aix	2005	9.9	9.5	10.6	10.1	40.1
	BOQUET EVE	Gardanne	2005	9.9	10.1	10.0	10.1	40.1
66	MORIN MADELEINE	Boen AL	2006	10.3	9.0	9.8	10.9	40.0
67	STIHPASEUTH EMMA	Romans	2005	10.4	11.1	8.3	9.8	39.6
68	MARTINEZ LEA	Brindas	2005	9.4	9.0	9.9	10.8	39.1
69	GONIN VICTORIA	Vaugneray	2005	8.9	9.4	10.0	10.7	39.0
	FERNANDEZ ILIANA	Savigny	2007	10.3	10.7	7.5	10.5	39.0
71	GAUTRON CHIARA	Gardanne	2007	10.1	9.6	9.7	9.5	38.9
72	MONTROZIER TROUSSARD LISE	Aix	2007	9.9	8.8	9.7	10.1	38.5
73	SAINT PAUL BEAL LILIA	Brindas	2006	9.1	8.5	10.8	10.0	38.4
74	PALMIER AMBRE	Boen AL	2005	10.3	9.6	9.2	9.2	38.3
75	HEUSCH CLEMENCE	Aix	2007	10.4	8.0	10.3	9.4	38.1
76	OLIVER CHARLOTTE	St just st rambert	2004	11.0	6.7	9.1	10.9	37.7
77	CHERVIER MELINE	Belleville sur saone	2004	10.3	10.2	6.9	10.1	37.5
	DI GIACOMO CASSANDRA	Gardanne	2003	9.8	8.6	10.2	8.9	37.5
79	POCHON GABRIELLE	Boen AL	2006	10.0	6.9	9.7	10.6	37.2
	TREILLON AMBRE	Belleville sur saone	2003	10.1	9.9	8.0	9.2	37.2





81	MALINJOURD ZOE	Aix	2005	9.7	10.3	9.7	7.2	36.9
82	SAGE THEIA-KINA	St Genis les Ollières	2006	9.9	5.3	10.6	10.4	36.2
83	RENIER SALOME	St Genis les Ollières	2004	9.7	5.4	8.7	9.7	33.5
84	MANCONI GAVINO LAURYNE	Trets	2005	0.0	10.2	10.2	4.7	25.1
85	MULLER MARGOT	St Genis les Ollières	2005	0.0	0.0	0.0	0.0	0.0

8. FEMININ NIVEAU6 11 + . SA_DA (individuels)

8.1. Résultats par équipes

	Equipe	Club					Total
1	UGVH Aubagne	13--UGVH	41.1	44.0	44.7	42.5	172.3
2	Cuisery	69--ESPACE GYM CUISERY	40.7	44.7	44.3	42.5	172.2
3	Lozanne	69--Gym lozanne	40.9	43.3	42.8	42.6	169.6
4	Villeurbanne	69--AL Cusset Gym	41.6	43.9	40.4	42.5	168.4
5	Trets	13--Gymnastique sportive tretsoise	40.7	42.7	42.4	41.1	166.9
6	Vaulx en Velin CG	69--Club gymnique vaulx en velin	40.2	40.8	38.7	41.3	161.0
7	Meyzieu	69--FJEP Meyzieu	39.6	42.4	39.0	39.9	160.9
8	Aubagne Gym	13--Aubagne gym	39.9	36.4	39.7	40.0	156.0




8.2. Résultats individuels

	Gymnaste	Equipe	Annee					Total
1	PICCOLOTTO ANNE LAURE	UGVH Aubagne	1994	10.4	11.2	11.4	10.9	43.9
2	RIBERA OCEANE	Villeurbanne	2000	10.7	11.5	10.6	10.9	43.7
3	ALLEN JADE	UGVH Aubagne	1997	10.3	11.0	11.3	10.6	43.2
4	JACOB EWL	Cuisery	2005	9.9	10.9	11.4	10.7	42.9
	PAQUIER FANNY	Cuisery	1999	10.2	11.4	10.5	10.8	42.9
	VANPEVENAGE CAMILLE	Cuisery	2006	10.2	11.1	11.1	10.5	42.9
7	BORDILLON MAELLE	Lozanne	2005	10.0	11.4	10.6	10.8	42.8
8	VIDAL SIRIANE	Villeurbanne	2005	10.6	10.9	10.4	10.8	42.7
9	SCHWEINGRUBER CLARA	UGVH Aubagne	2003	10.2	11.0	10.6	10.5	42.3
10	BLES-GAGNAIRE GARANCE	Lozanne	2004	9.8	11.0	10.9	10.5	42.2
11	DUSSERRE FLAVIE	Cuisery	2004	10.2	11.1	10.3	10.5	42.1
12	GUIEN ANAELLE	Trets	2004	10.5	10.5	10.8	10.2	42.0
	LOMBARD MATHILDE	Trets	2002	10.1	11.0	10.5	10.4	42.0
14	VIVANT SARAH	Cuisery	2006	9.8	11.1	11.3	9.4	41.6
15	PERNOT NOEMIE	Trets	2001	10.0	10.8	10.6	10.1	41.5
16	MARIANI LOU	UGVH Aubagne	2003	9.7	10.8	10.4	10.5	41.4
	PREVOT MANON	Lozanne	2006	10.5	10.5	9.6	10.8	41.4
	BRUNET-JOLY SIXTINE	Vaulx en Velin CG	1998	10.2	9.7	10.9	10.6	41.4
19	ROMAN MEGANE	Trets	1995	10.1	10.2	10.5	10.4	41.2
20	CIPRIANO LAURA	Aubagne Gym	2004	10.2	10.4	9.8	10.5	40.9
	LAUR VALENTINE	Lozanne	1998	10.6	10.4	10.5	9.4	40.9
22	LARGUIER CHARLENE	Aubagne Gym	2002	9.6	11.1	10.9	9.1	40.7
	MOCZYGEBA CONSTANCE	Lozanne	2006	9.8	9.6	10.8	10.5	40.7
	BERERA ELISA	Meyzieu	2000	9.0	10.3	10.9	10.5	40.7
25	SERRANO AUDREY	Vaulx en Velin CG	1998	10.0	10.4	10.0	10.2	40.6
26	DELATRE CLÉO	UGVH Aubagne	2002	10.2	10.3	10.1	9.9	40.5
27	CARNEMOLLA MARGAUX	UGVH Aubagne	2003	10.2	9.8	11.4	9.0	40.4
	THOMASSIER CARLA	Villeurbanne	2005	9.8	11.0	9.4	10.2	40.4
	GUICHARD ELODIE	Cuisery	2005	10.1	10.8	9.4	10.1	40.4
30	AGOSTA EMMA	Trets	2003	9.6	10.3	10.5	9.7	40.1
	HATCHADOURIAN LALY	Villeurbanne	2004	10.1	10.2	9.2	10.6	40.1
32	RAMIREZ KATY	Meyzieu	2007	10.1	10.9	8.7	10.2	39.9
33	BERERA SAMANTHA	Meyzieu	1998	9.9	10.5	9.7	9.4	39.5
34	POPESCU SONIA	Villeurbanne	2004	10.2	10.5	9.0	9.7	39.4





35	DOURIAUT ELISE	Meyzieu	2001	10.6	10.7	9.7	8.3	39.3
36	FERRETTO ROMANE	Trets	2003	9.8	10.4	9.0	10.0	39.2
37	GUTIERREZ AUDREY	Villeurbanne	1984	9.7	9.5	10.0	9.7	38.9
38	PERLOT ELSA	Vaulx en Velin CG	1999	10.1	8.7	9.3	10.3	38.4
39	QUILLON ELOISE	Vaulx en Velin CG	2006	9.7	10.9	7.6	9.9	38.1
40	BELLIARDO CELIA	Aubagne Gym	2003	9.9	8.5	9.5	9.9	37.8
41	MAITREJEAN LISE	Vaulx en Velin CG	2003	9.7	9.8	8.5	9.1	37.1
42	HANNACHI MAISSANE	Vaulx en Velin CG	2007	9.9	8.9	7.4	10.2	36.4
43	LOIODICE STELLA	Aubagne Gym	2004	10.1	6.1	9.5	10.2	35.9
44	DARRIGO JESSICA	Aubagne Gym	1996	9.7	6.4	9.2	9.4	34.7
45	DECOSNE LOU	Lozanne	2004	0.0	8.6	9.7	10.2	28.5
46	RABUFFETTI ELISA	Meyzieu	2002	0.0	0.0	0.0	9.8	9.8
47	MERAH SHAHINEZE	Meyzieu	2001	0.0	0.0	0.0	0.0	0.0

9. FEMININ NIVEAU8 11 + . SA_DA (individuels)

9.1. Résultats par équipes

	Equipe	Club					Total
1	Bouc bel air	13--Bouc bel air gymnastique	38.0	40.2	39.6	37.5	155.3
2	Bourg St Maurice	73--Bsm gym bourg st maurice	37.3	39.6	36.4	39.4	152.7
3	Romans	26--avenir de romans	38.3	39.5	36.7	37.6	152.1
4	Belleville sur saone	69--Gym club belleville beaujolais	35.9	38.2	37.2	38.8	150.1
5	Meylan	38--Aspa meylan	34.9	39.0	36.6	39.2	149.7
6	Irigny	69--Amicale laique irigny	34.8	37.7	37.3	39.7	149.5
7	Aubagne Gym 2	13--Aubagne gym	34.5	36.2	37.5	39.2	147.4
8	Pont de claix 2	38--Pont de claix amicale gymnique	35.6	37.7	34.7	38.8	146.8
9	Lyon	69--PL Vilette Paul Bert	34.8	37.4	36.0	38.2	146.4
10	Lyon Ste Blandine	69--Espérance Sainte Blandine de Lyon	35.4	37.7	35.7	37.3	146.1
11	Trets	13--Gymnastique sportive tretteoise	35.6	34.9	33.0	35.4	138.9
12	Villeurbanne ASL	69--A.S.L.Gratte-Ciel	34.4	34.2	33.3	35.2	137.1





9.2. Résultats individuels

	Gymnaste	Equipe	Annee					Total
1	GRANET LILY	Romans	2007	10.2	10.4	9.8	9.4	39.8
2	GARAFFA CASSY	Bouc bel air	2007	9.4	10.7	9.8	9.4	39.3
3	DESHAYES LAURA	Bouc bel air	2004	9.8	10.1	10.0	9.2	39.1
4	GIRAUD CLARA	Irigny	2005	8.9	9.9	9.8	10.2	38.8
5	DE LA FOURNIERE CAPUCINE	Belleville sur saone	2005	9.4	10.3	9.3	9.7	38.7
6	THIOLLIER MAELYS	Romans	2006	9.8	10.1	9.3	9.3	38.5
7	SPY JULIE	Meylan	2007	9.3	10.1	9.1	9.9	38.4
8	GILLET ANAIS	Bouc bel air	2006	9.1	9.4	10.0	9.5	38.0
	PAOLIN-TCHERKEZIAN MAHE	Bourg St Maurice	2006	9.4	9.6	9.0	10.0	38.0
10	IEMETTI MANON	Bouc bel air	2006	8.7	9.8	9.8	9.3	37.6
11	PIAZZA CARLA	Aubagne Gym 2	2007	8.5	9.9	9.2	9.9	37.5
12	GALLET-DESSEIGNE LISON	Irigny	2007	8.9	9.9	8.6	10.0	37.4
13	GARNIER LAURINE	Belleville sur saone	2006	8.6	9.6	9.2	9.9	37.3
	CHEVINS GABRIELLE	Bourg St Maurice	2007	8.8	10.0	8.7	9.8	37.3
15	PERRIN SIDONIE	Lyon Ste Blandine	2006	9.0	9.2	9.2	9.8	37.2
16	BOUX LEELOU	Meylan	2007	8.4	9.6	9.1	10.0	37.1
	N'KOUNKOU-VIDAL ROMANE	Lyon	2005	8.7	9.4	9.2	9.8	37.1
18	FABRE LILA	Bouc bel air	2005	9.3	8.5	9.8	9.3	36.9
19	MAURIES ROXANE	Meylan	2007	8.2	9.6	9.3	9.7	36.8
	RAFFIN LISON	Meylan	2007	8.6	9.7	9.1	9.4	36.8
	COLLIOT AMBRE	Belleville sur saone	2006	8.7	9.5	9.3	9.3	36.8
	CASTRO FERNANDES LARA	Bourg St Maurice	2007	8.6	9.5	8.6	10.1	36.8
23	TRINTY MARGAUX	Irigny	2007	8.3	9.3	9.1	10.0	36.7





	DUBOISSE AMBRE	Pont de claix 2	2006	8.9	9.1	8.8	9.9	36.7
	SCLARINGELLA NAOMY	Pont de claix 2	2003	8.8	10.0	8.3	9.6	36.7
	GAGET FLAVY	Belleville sur saone	2005	9.2	8.6	9.4	9.5	36.7
	EGLIN LEA	Romans	2004	9.1	8.8	9.0	9.8	36.7
28	ORLAY SHANEL	Bouc bel air	2003	9.5	9.6	8.4	9.1	36.6
29	COSTANZA CHLOE	Aubagne Gym 2	2006	9.3	8.1	8.9	10.1	36.4
	BERTHE ENCINAS SARAH	Pont de claix 2	2007	8.9	9.2	8.5	9.8	36.4
31	DELAGRANGE LANA	Bourg St Maurice	2005	9.3	8.4	9.4	9.2	36.3
32	BOUET CHARLOTTE	Bourg St Maurice	2005	9.7	10.0	9.3	7.1	36.1
33	BRUN--MARIN EMMA	Irigny	2007	8.7	8.6	9.2	9.5	36.0
34	VINCENT LOU CHARLOTTE	Meylan	2007	8.6	8.8	9.1	9.4	35.9
	PLANCHE MANON	Belleville sur saone	2006	8.4	8.8	9.2	9.5	35.9
36	PASQUALE LENA	Aubagne Gym 2	2005	8.5	8.4	9.2	9.7	35.8
	ANDOYELLE M'PARY SEPHORA-NAOMIE	Lyon	2005	8.8	9.4	9.1	8.5	35.8
38	BOUKHAJOU RANIA	Lyon	2006	8.2	9.1	8.9	9.5	35.7
	DURAND MARINE	Romans	2003	9.2	9.2	8.6	8.7	35.7
	CLERC AMBRE	Lyon Ste Blandine	2007	8.9	9.5	8.1	9.2	35.7
41	BARET ROMANE	Trets	2004	9.0	9.1	8.5	9.0	35.6
	YOUSSEF ELODY	Lyon Ste Blandine	2007	8.8	9.7	8.6	8.5	35.6
43	CHOIX MARIA	Lyon	2005	8.9	9.5	7.5	9.6	35.5
44	DUBOIS MAEVA	Lyon Ste Blandine	2006	8.7	9.3	7.7	9.6	35.3
45	BURST CLARA	Meylan	2007	8.0	8.6	9.0	9.6	35.2
46	ROBERTO ROXANN	Trets	2006	8.8	8.3	8.3	9.6	35.0
	LAVERGNE ALICIA	Aubagne Gym 2	2005	8.2	8.7	8.8	9.3	35.0
	PETIT-CHHUN MARGOT	Villeurbanne ASL	2006	8.4	9.5	8.2	8.9	35.0
49	LAFIF JASMINE	Lyon	2006	8.4	8.4	8.8	9.3	34.9
50	CHILTON AMELIE	Pont de claix 2	2004	8.6	9.4	8.6	8.2	34.8
	CHAABNA CHAIMA	Lyon Ste Blandine	2006	8.0	8.9	9.2	8.7	34.8
52	DARONAT LISE	Romans	2004	8.7	9.7	7.8	8.3	34.5
53	LAUTIER MAELLE	Pont de claix 2	2006	8.3	8.6	8.8	8.7	34.4
54	ESPANET NOFI	Aubagne Gym 2	2004	7.9	7.3	9.6	9.5	34.3
	GOUVEIA COELHO LUANA	Bourg St Maurice	2007	8.9	10.0	5.9	9.5	34.3
56	HOSTALIER CLARA	Pont de claix 2	2006	9.0	7.9	7.7	9.5	34.1
57	DOMMANGE ELODIE	Villeurbanne ASL	2002	8.0	8.6	8.5	8.8	33.9
	GEORGE ANNELISE	Villeurbanne ASL	2000	8.7	7.7	8.3	9.2	33.9
59	DI MARTINO CLARA	Trets	2005	8.6	8.5	8.0	8.7	33.8
60	BLANC SARAH	Romans	1992	8.0	9.3	7.2	9.1	33.6
61	THIRREE MARIE	Aubagne Gym 2	2005	7.9	9.2	9.5	6.8	33.4
62	BOUZERAR LEONIE	Villeurbanne ASL	2003	8.5	8.2	8.3	8.3	33.3
63	MOKHTARI INES	Trets	2007	9.2	7.6	8.2	8.1	33.1
64	MOUWAKDIE MARIE-ANGE	Lyon Ste Blandine	2004	8.1	7.3	8.7	8.7	32.8
65	FADY MAIA	Trets	2005	8.1	9.0	7.6	7.8	32.5
66	MORALES LUNA	Irigny	2007	7.7	4.7	9.2	9.4	31.0
67	PINTO CLARA	Villeurbanne ASL	2004	8.8	7.9	7.0	6.7	30.4
68	CLEMENT EMILIE	Belleville sur saone	2006	0.0	0.0	0.0	9.7	9.7
69	MICHELON HELENE	Trets	2006	0.0	0.0	0.0	0.0	0.0
	BADET LUCIE	Irigny	2006	0.0	0.0	0.0	0.0	0.0
	CLAPERON LAURYNE	Villeurbanne ASL	2002	0.0	0.0	0.0	0.0	0.0

10. FEMININ NIVEAU6 11-15 ans . SA_DA (individuels)

10.1. Résultats par équipes

	Equipe	Club					Total
1	Brindas	69--A.s.brindas	43.5	45.1	41.3	43.3	173.2
2	Martigues 2	13--Sports loisirs culture Martigues	42.9	42.6	43.7	42.6	171.8
3	Renaison	42--Amicale laique sportive renaison	43.0	42.2	43.7	40.6	169.5
4	Romans	26--avenir de romans	41.8	42.1	40.8	42.4	167.1
5	Le chambon feugerolle 2	42--La liberte le chambon feugerolle	42.0	41.8	42.8	41.2	166.8 (1.0)
6	St Martin d hères	38--Essm gymnastique	42.2	40.9	41.6	42.0	166.7
7	Vénissieux	69--Cmo vénissieux	41.2	41.8	41.5	41.3	165.8
8	Amplepuis	69--La fraternelle	42.5	42.1	38.7	40.9	164.2
9	Rhodia club	38--Rhodia-Club Gymnastique	42.2	42.9	40.5	41.6	164.2 (3.0)
10	Trets 2	13--Gymnastique sportive tretsoise	40.3	41.0	42.1	40.1	163.5
11	St just st rambert	42--Fjep st-just st-rambert	39.9	41.4	41.4	39.0	161.7
12	Lyon	69--PL Villette Paul Bert	40.6	38.7	41.1	40.2	160.6

10.2. Résultats individuels

	Gymnaste	Equipe	Annee					Total
1	COLOMBIN GAIA	Brindas	2007	10.8	11.4	10.9	10.9	44.0
2	MADAU ELLA	Martigues 2	2006	11.0	10.3	11.1	10.9	43.3
3	MARTINEZ NINON	Brindas	2007	10.8	11.3	10.1	11.0	43.2
4	LE FUSTEC MANON	Martigues 2	2007	10.9	10.6	11.1	10.5	43.1
	SCHIAVAZZI LEANA	Renaison	2006	10.8	10.7	11.0	10.6	43.1
6	DUBOIS ELISA	Brindas	2007	11.1	11.3	9.8	10.8	43.0
7	DERIGON EDELWEISS	Renaison	2006	11.0	11.5	10.5	9.9	42.9
8	SANQUER LILOU	Martigues 2	2006	10.1	11.1	11.0	10.4	42.6
9	PONTILLE MELYNE	Amplepuis	2007	10.6	11.3	10.5	10.1	42.5
	BARTEVIAN THEA	Le chambon feugerolle 2	2004	10.1	11.2	10.9	10.3	42.5
	ZUMMO EMMA	Le chambon feugerolle 2	2006	11.0	10.6	10.7	10.2	42.5
	REY LOUANE	Romans	2007	10.4	10.6	10.7	10.8	42.5
13	FASCICOLO ILENA	St Martin d hères	2006	11.0	10.1	10.5	10.8	42.4
	SULPICE LOU	Lyon	2006	10.8	10.4	10.8	10.4	42.4
15	DA COSTA MATHILDE	Rhodia club	2006	10.6	10.5	10.7	10.4	42.2
16	BOURGOGNE CLARISSE	Trets 2	2005	10.2	10.4	11.0	10.5	42.1
17	BERTAILLE MAE	Le chambon feugerolle 2	2005	10.5	10.6	10.7	10.1	41.9
18	FILLON LILOU	Amplepuis	2007	10.8	9.5	10.8	10.6	41.7
19	ROCHE VICTORIA	Rhodia club	2005	10.9	10.8	9.2	10.6	41.5
	PROTCHE ALHENA	Martigues 2	2007	10.6	9.9	10.5	10.5	41.5
	ROCHE LISON	Romans	2003	9.9	10.7	10.4	10.5	41.5
22	CORDIER AMBRE	Romans	2003	10.6	10.3	9.9	10.6	41.4
23	LOEUNG MAELIE	Vénissieux	2007	10.2	10.9	10.4	9.8	41.3
	JESUS JADE	Brindas	2006	10.7	11.1	8.9	10.6	41.3

25	GILOTIN LOUANE	St Martin d hères	2006	10.3	10.4	10.6	9.9	41.2
	GUERBAA RANIA	St Martin d hères	2007	10.7	9.9	10.6	10.0	41.2
	JACQUES CLEMENCE	Rhodia club	2004	10.0	10.7	10.6	9.9	41.2
28	TOUCHARD LUCIE	Amplepuis	2007	11.0	10.7	9.0	10.4	41.1
	CHATRON-BRESCIA EMMA	Trets 2	2005	10.3	10.7	10.4	9.7	41.1
30	CRAMPON ANGELE	Vénissieux	2006	9.7	10.4	10.2	10.6	40.9
	DIOGO JUSTINE	Rhodia club	2005	10.0	10.8	10.0	10.1	40.9
	DURIER LUCIE	Renaison	2006	10.9	9.8	10.4	9.8	40.9
	SAUVENEE ASTRID	Renaison	2006	10.1	10.2	10.7	9.9	40.9
	CHEVROT CASSANDRA	Brindas	2007	10.8	10.6	9.2	10.3	40.9
35	LIARTE NOEMIE	Rhodia club	2006	10.7	10.6	9.0	10.5	40.8
	PERRIN ELOÏSE	Renaison	2005	10.3	9.7	11.1	9.7	40.8
37	CHATELAIN MAELYS	Vénissieux	2007	10.6	10.2	10.4	9.5	40.7
	LAMBERT MANON	Martignes 2	2006	10.1	10.6	9.8	10.2	40.7
39	VIAL ROSINE	St just st rambert	2006	10.5	10.2	10.0	9.9	40.6
40	DUVAL JEANNE	St Martin d hères	2006	10.0	10.2	9.9	10.4	40.5
	BOUCHET LYDIE	Le chambon feugerolle 2	2005	10.4	9.0	10.5	10.6	40.5
42	ARNAUD SHARLEEN	Vénissieux	2006	9.9	10.3	10.3	9.9	40.4
43	DAVID MAZANCIEUX MANON	St just st rambert	2005	9.6	10.6	10.8	9.3	40.3
	POUZERAT EVA	Renaison	2005	10.1	9.1	10.9	10.2	40.3
45	ANGUILLE LUCIE	Trets 2	2004	10.0	10.6	9.4	10.2	40.2
	SIHADJ LYLIA	Vénissieux	2004	10.2	9.2	10.4	10.4	40.2
47	VIAL CANDICE	St just st rambert	2003	9.9	10.4	9.8	9.9	40.0
	DEVOIZE CHLOE	Romans	2004	10.3	10.5	9.8	9.4	40.0
49	CHAMPIER MYLA	St just st rambert	2004	9.2	10.0	10.8	9.9	39.9
50	ZIAT SARA	St Martin d hères	2006	10.2	10.2	8.6	10.7	39.7
51	PLOTEAU SIDONIE	St Martin d hères	2006	9.9	9.7	9.5	10.1	39.2
52	SARTENA MANON	Trets 2	2005	9.7	9.3	10.4	9.6	39.0
	BUYLE-BODIN MATHILDA	Lyon	2006	10.1	10.2	9.1	9.6	39.0
54	NAVARRO LOLA	Vénissieux	2007	10.2	9.0	9.3	10.4	38.9
55	MENASRI SIRINE	Amplepuis	2006	10.0	10.4	8.4	9.8	38.6
	THOMAS CHLOE	Romans	2004	10.5	9.7	7.9	10.5	38.6
57	COURTIAL JADE	Martignes 2	2007	10.4	7.4	10.0	10.7	38.5
58	DECERLE EMMY	Le chambon feugerolle 2	2005	9.2	9.4	9.6	10.1	38.3
59	CRUZILLE ZELIE	Amplepuis	2007	10.1	9.7	7.9	9.8	37.5
60	GRAVOUIL SALOME	Lyon	2005	9.9	6.6	10.8	10.0	37.3
61	BOURG LOUNA	Trets 2	2005	9.4	7.7	10.3	9.7	37.1
62	SALINAS APOLLINE	St just st rambert	2003	9.9	10.2	8.9	8.0	37.0
63	WERNY LOUISE	Lyon	2004	9.8	7.9	9.0	9.9	36.6
64	VEY NAIS	Lyon	2005	8.4	7.9	10.3	9.9	36.5
65	METAY EGLANTINE	Rhodia club	2005	10.0	9.5	7.7	8.2	35.4
66	BATTAINI FLAVIA	Trets 2	2004	9.8	8.4	7.1	9.0	34.3
67	MARTIN NORIANE	Lyon	2006	9.6	10.2	9.2	0.0	29.0
68	GASARABWE EDWIGE	Brindas	2007	0.0	8.3	10.5	9.4	28.2
69	DANIEL LEANE	Amplepuis	2006	0.0	0.0	0.0	0.0	0.0
	SCAIOLA EDMEE	St just st rambert	2004	0.0	0.0	0.0	0.0	0.0

Résultats de la compétition
Demi-finales nationales G2 UFOLEP
Boen et Riorges
18 et 19 mai 2019

1. MASCULIN NIVEAU4 11-18 ans . SA_DA (individuels)

1.1. Résultats par équipes

	Equipe	Club							Total
1	Brindas	69--A.s.brindas	35.7	34.2	35.1	32.3	36.5	30.4	204.2
2	Roanne ALRG 1	42--Amicale laïque de roanne garçons	35.6	31.5	35.5	32.1	37.1	31.3	203.1
3	Rhodia club	38--Rhodia-Club Gymnastique	30.3	33.9	34.8	31.0	37.1	32.6	199.7
4	Pont de claix	38--Pont de claix amicale gymnique	35.5	28.8	35.9	31.0	35.9	31.9	199.0
5	Bourg de Thizy	69--Enfants de la trambouze	24.5	33.9	35.3	30.7	34.8	30.1	189.3
6	Jonage 1	38--Jonage gymnastique	29.6	34.1	28.1	31.3	34.9	28.3	186.3
7	Domène	38--Etoile sportive doménoise	31.3	30.8	32.7	30.9	32.6	27.2	185.5
8	Jonage 2	38--Jonage gymnastique	29.2	31.8	32.8	31.2	29.8	28.2	183.0
9	Charlieu	42--Amicale laïque charlieu	29.9	27.4	24.4	33.1	33.1	28.0	175.9
10	Savigny	69--A.s.c.savigny	28.0	28.1	27.4	31.5	27.1	27.2	169.3
11	Roanne ALRG 2	42--Amicale laïque de roanne garçons	29.0	28.5	14.9	29.2	30.3	24.9	156.8






1.2. Résultats individuels

	Gymnaste	Equipe	Annee							Total
1	SAN JOSE ETHAN	Pont de claix	2003	12.1	11.5	12.4	10.8	12.7	11.5	71.0
2	MURARD IDRIS	Charlieu	2004	12.0	11.7	10.1	12.0	12.8	11.2	69.8
3	GENUIT MATHIS	Roanne ALRG 1	2002	12.4	10.4	12.3	10.9	12.6	10.8	69.4
4	VILLETTELE MATTEO	Bourg de Thizy	2004	12.4	11.6	10.8	10.7	12.7	10.8	69.0
5	DELCASSOU LILIAN	Rhodia club	2000	9.8	11.8	12.4	10.5	12.0	12.2	68.7
6	BISSUEL GAETAN	Roanne ALRG 1	2005	12.0	10.9	11.0	10.7	12.7	11.0	68.3
	PRIME MATTEO	Brindas	2002	11.8	12.0	12.4	10.3	12.1	9.7	68.3
8	COLOMBIN HUGUES	Brindas	2004	12.0	10.8	12.1	10.7	12.1	10.1	67.8
9	GROS BAPTISTE	Pont de claix	2001	12.2	11.7	12.3	10.5	12.0	8.5	67.2
10	BOURDON ARTHUR	Jonage 2	2003	11.8	11.3	12.4	10.6	10.7	9.9	66.7
11	MARCON MATHEO	Rhodia club	2004	10.1	11.5	11.3	9.9	12.5	10.9	66.2
12	DEMOLIERE LEO	Brindas	2002	11.5	11.4	9.3	11.0	11.5	10.5	65.2
13	AFANASSIEFF LEO	Rhodia club	2007	10.4	10.6	11.1	10.5	12.6	9.5	64.7
14	ROCHE THOMAS	Roanne ALRG 1	2005	11.2	9.1	12.2	10.5	11.8	9.5	64.3
15	ALLOGNET LUCAS	Savigny	2000	10.1	11.2	11.8	10.6	9.7	10.5	63.9
16	NEUVILLE PIERRE	Brindas	2003	10.0	10.2	10.6	10.2	12.3	9.5	62.8
17	LAPALUS LORIS	Jonage 1	2006	10.0	11.2	9.3	10.5	11.3	10.0	62.3
18	FARDEAU BASTIEN	Brindas	2004	11.9	9.5	9.5	10.6	10.5	9.8	61.8
19	FANTAUZZI THOMAS	Jonage 1	2007	9.4	11.6	9.3	10.2	12.5	8.7	61.7
20	SOFFIETTI FLORIAN	Domène	2004	8.7	8.4	11.5	10.3	12.4	10.1	61.4
21	TRAVARD JULES ALEXANDRE	Roanne ALRG 1	2004	9.9	10.2	9.8	10.1	11.7	9.4	61.1
22	GOURDON ANTOINE	Jonage 2	2003	9.7	11.0	9.6	10.4	10.9	9.0	60.6
23	ARNAUD RENAN	Bourg de Thizy	2003	12.1	8.9	12.1	10.7	9.7	6.9	60.4
24	JEANJEAN BRUNO	Domène	2006	10.2	11.2	10.6	10.1	9.9	8.3	60.3
25	GESQUIERE THOMAS	Jonage 1	2007	9.7	11.2	9.5	10.2	11.1	8.2	59.9
26	NAUJAC JOHAN	Savigny	2004	9.1	9.3	10.9	10.7	9.9	9.8	59.7
27	CARRET SYLVAIN	Domène	2004	9.9	10.1	9.6	10.5	10.3	8.8	59.2
28	BERLAND BASTIEN	Charlieu	2000	7.4	7.9	10.4	10.7	11.7	9.4	57.5
29	BOYER NOAH	Roanne ALRG 2	2005	10.4	10.3	6.6	10.3	11.0	8.0	56.6


30	JOUANNADE LUCAS	Bourg de Thizy	2005	0.0	11.3	12.4	9.3	12.4	10.7	56.1
31	SAULNIER KYLIAN	Jonage 1	2006	9.9	11.3	5.4	10.6	9.2	9.6	56.0
32	BOUTONNIER SIMON	Pont de claix	2006	10.3	5.6	10.6	9.7	10.5	8.9	55.6
33	SOFFIETTI CORENTIN	Domène	2007	10.7	9.5	9.3	9.9	8.3	7.0	54.7
34	CHOGNOT ELIOTT	Jonage 2	2004	7.7	8.2	10.8	10.2	8.2	9.3	54.4
35	DOKOUTCHAEF CROUZET GRICHKA	Rhodia club	2007	8.9	9.2	6.7	10.0	9.2	9.4	53.4
36	DUBARLE GAETAN	Domène	2005	10.4	7.3	10.6	10.0	6.4	7.9	52.6
37	SIMONI DARMET HUGO	Roanne ALRG 2	2004	11.7	8.6	1.3	10.3	10.0	9.7	51.6
38	MARION SERGUEI	Pont de claix	2004	11.2	4.6	11.2	0.0	11.2	11.5	49.7
39	FERRY AXEL	Roanne ALRG 2	2004	6.9	9.6	7.0	8.6	9.3	7.2	48.6
40	MORIN CYRIL	Charlieu	2006	10.5	7.8	3.9	10.4	7.9	7.4	47.9
41	SOUBEYRAND MATHIS	Savigny	2005	8.8	7.6	4.3	10.0	6.6	6.9	44.2
42	QUATTROCCHI LUCA	Savigny	2004	7.8	4.0	4.7	10.2	7.5	5.9	40.1
43	GROUSELLE TOM	Bourg de Thizy	2004	0.0	11.0	9.8	0.0	9.2	8.6	38.6
44	LEMOINE LUCAS	Jonage 2	2006	0.0	9.5	5.6	8.6	6.5	4.3	34.5
45	SIMEONE MATTEO	Charlieu	2004	2.8	5.3	3.1	8.5	8.6	4.6	32.9
46	CASCALES ADRIEN	Jonage 2	2000	0.0	0.0	0.0	0.0	0.0	0.0	0.0

2. FEMININ NIVEAU5 11 + . SA_DA (individuels)

2.1. Résultats par équipes

	Equipe	Club					Total
1	Bourg St Maurice	73--Bsm gym bourg st maurice	43.4	46.2	44.5	45.0	179.1
2	Pierre Bénite	69--Patronage laïque de Pierre Bénite	43.2	48.0	41.9	43.6	176.7
3	Gerland Mouche	69--A. L. gerland mouche	41.5	45.4	44.1	43.7	174.7
4	L'isle d'abeau	38--LA GYM DABEAU	42.3	45.5	43.3	43.2	174.3
5	St Priest	69--Gymnique association saint priest	43.6	45.2	40.5	44.3	173.6
6	La Ciotat	13--GYM' LA CIOTAT	42.7	43.3	41.2	42.4	169.6
7	Martigues	13--Sports loisirs culture Martigues	40.9	42.5	41.4	44.3	169.1
8	Bron	69--Amicale Laïque de Bron	40.8	40.2	42.3	42.8	166.1
9	Bourgoin-jallieu	38--La Jeune France de Bourgoin-Jallieu	41.4	41.3	40.7	42.6	166.0
10	Jonage	38--Jonage gymnastique	41.0	43.0	40.2	41.5	165.7
11	Renaison	42--Amicale laïque sportive renaison	42.0	42.6	37.6	42.9	165.1
Equipes déclassées							
	Equipe	Club					Total
1	Le chambon feugerolle	42--La liberte le chambon feugerolle	41.6	42.3	40.4	37.9	162.2




2.2. Résultats individuels

	Gymnaste	Equipe	Annee					Total
1	CROZ FAUSTINE	Bourg St Maurice	1998	11.1	12.3	11.1	11.4	45.9
2	ASSOUANE ELSA	Pierre Bénite	2002	11.2	12.1	10.5	11.5	45.3
3	SORREL CARLA	Bourg St Maurice	2002	10.3	12.0	11.0	11.4	44.7
4	PETIT ALEXIA	Pierre Bénite	2003	10.6	12.3	10.6	11.0	44.5
5	GUIGUET JADE	St Priest	1998	10.8	11.8	10.5	11.3	44.4
	DEWAELE JENNIE	L'isle d'abeau	1981	11.2	12.2	10.0	11.0	44.4
7	DHANDA ERIN	Bourg St Maurice	2000	11.0	11.4	11.3	10.5	44.2
8	ROBIN MAYA	Gerland Mouche	1998	10.5	11.6	11.2	10.7	44.0
9	BOUVIER ALANA	Bourg St Maurice	2003	11.0	10.5	11.1	11.3	43.9
10	ROBIN LUNA	Gerland Mouche	2003	10.3	11.5	11.1	10.9	43.8
11	MEGNIGBETO ERYNE	St Priest	2001	11.4	10.9	10.1	11.3	43.7
	HARHOURA FLAVIE	Pierre Bénite	2001	11.0	11.8	10.4	10.5	43.7
13	SANTOS LEANE	Gerland Mouche	2006	10.5	11.0	10.9	11.2	43.6
14	CADART LAURA	L'isle d'abeau	1992	10.7	11.3	10.6	10.9	43.5
15	MARZE LOU	Gerland Mouche	2002	10.2	11.3	10.9	10.9	43.3
	CRIADO ALICIA	Martigues	2004	10.2	11.5	10.9	10.7	43.3
	AMARACHE INES	Bourgoin-jallieu	1998	10.6	11.3	10.4	11.0	43.3
18	CHALENCON MARYLOU	La Ciotat	2006	10.9	11.2	10.0	10.7	42.8
19	PANFILOFF ELISA	La Ciotat	1997	10.9	10.7	10.3	10.7	42.6
	CARTOUX CAPUCINE	Bourgoin-jallieu	2004	10.7	11.1	10.0	10.8	42.6
21	DIAZ JESSICA	Renaison	1993	10.1	11.4	10.2	10.8	42.5

	MARTIN CHLOE	Renaison	1998	10.7	11.6	9.2	11.0	42.5
23	SCHIMITT CYRIELLE	Martigues	1996	10.4	11.1	9.4	11.5	42.4
24	JEANNEAU LEA	L'isle d'abeau	2003	10.1	10.9	11.2	10.1	42.3
25	COUCHARD JUSTINE	Jonage	1999	10.1	11.0	9.9	11.1	42.1
26	ARATA LOUANE	Martigues	2004	10.3	10.5	10.0	11.1	41.9
27	RIBAILLIER JULIETTE	Pierre Bénite	2004	10.4	11.8	9.7	9.9	41.8
28	BESANÇON-MATILE LEA	Bron	1999	10.6	9.9	10.0	11.2	41.7
29	EL GROMBALI HELLA	St Priest	1996	11.1	10.1	9.4	11.0	41.6
	BOUCHACOURT CLARA	L'isle d'abeau	2004	10.0	10.1	10.6	10.9	41.6
	DUMENIL HELOISE	L'isle d'abeau	2003	10.1	11.1	10.6	9.8	41.6
32	BERGER MELANIE	Le chambon feugerolle	2000	11.2	10.0	10.5	9.7	41.4
33	EL GHACHI HIND	Bron	2007	10.0	9.5	10.6	11.2	41.3
	PICCOLO COLINE	Le chambon feugerolle	2003	10.4	11.7	8.9	10.3	41.3
35	BOURBON CECILIA	Bron	1993	9.7	11.3	10.6	9.4	41.0
36	BEKAKCHA LOLITA	Gerland Mouche	1999	9.8	10.8	10.7	9.6	40.9
	EPALLE ENOLA	Le chambon feugerolle	2002	10.4	10.8	10.6	9.1	40.9
38	RODRIGUES EMILIE	St Priest	1997	9.8	10.7	9.7	10.6	40.8
	MATTONI CELLIA	Renaison	1993	10.2	9.3	9.9	11.4	40.8
40	GUIGNARD OCEANE	La Ciotat	2005	9.2	10.7	10.1	10.7	40.7
	HENRY LÉONIE	Bron	1998	10.4	9.5	10.6	10.2	40.7
42	COULOT NOELIE	Martigues	2004	10.0	9.4	10.2	11.0	40.6
43	MABILLE BETTY	La Ciotat	1999	10.6	9.9	10.4	9.5	40.4
44	BRENIER ALEXANDRA	Pierre Bénite	1996	9.3	10.0	10.4	10.6	40.3
	GUILLEMIN JUSTINE	L'isle d'abeau	2003	10.3	8.7	10.9	10.4	40.3
46	D'AMATO ORNELLA	La Ciotat	2006	10.3	10.7	10.4	8.8	40.2
47	HERAUT FANNY	Jonage	2000	10.1	10.5	9.5	9.6	39.7
48	VIGNEUX LISON	Bourgoin-jallieu	2003	10.0	8.9	10.4	10.1	39.4
49	MOLAC MARGAUX	La Ciotat	2007	9.9	9.7	9.3	10.3	39.2
	BLANC LUCIE	Jonage	2005	10.3	9.8	8.8	10.3	39.2
	HARDOUIN ENORA	Bourg St Maurice	2004	9.2	9.2	10.3	10.5	39.2
52	HERVAS LAURA	St Priest	1994	9.9	11.3	7.2	10.7	39.1
53	GARNIER ANAIS	Gerland Mouche	2006	10.0	10.2	10.0	8.5	38.7
54	COLLONGE LOLA	Jonage	2001	10.4	8.8	10.1	9.3	38.6
	MEUNIER TIFFANY	Le chambon feugerolle	1997	9.6	9.8	10.4	8.8	38.6
56	PORCHER LAURIE	Bourgoin-jallieu	2001	10.1	8.5	9.2	10.7	38.5
57	DURAND ILONA	Bourgoin-jallieu	2005	9.4	9.8	9.5	9.6	38.3
58	HAYNE FRANCESCA	Bourg St Maurice	2005	9.1	10.2	7.9	10.9	38.1
59	ALLEGRE AXELLE	Martigues	2003	10.0	8.9	9.9	8.6	37.4
60	RIOTTOT JULIE	Bron	1999	9.8	7.2	10.5	9.5	37.0
61	SYLLA KEISHA	Martigues	2004	8.7	7.5	10.3	10.2	36.7
62	AURAND LISA	Bron	2000	9.6	8.3	8.4	10.2	36.5
63	SCIANDRA ALICE	Jonage	2001	0.0	11.7	10.2	10.5	32.4
64	MATHURIN LEANE	St Priest	2003	10.3	11.2	10.2	0.0	31.7
65	AUDUC SOPHIE	Jonage	1981	10.2	0.0	10.0	9.0	29.2
66	FERRAZ JADE	Bourgoin-jallieu	2005	9.9	9.1	9.9	0.0	28.9
67	JEUNE MARION	Renaison	1989	8.9	0.0	8.3	9.7	26.9
68	LALEU ANGELIQUE	Renaison	2001	11.0	10.3	0.0	0.0	21.3
69	LITVINENKO LENA	Pierre Bénite	2001	0.0	8.8	9.7	0.0	18.5
70	VERBEKE LISE	Le chambon feugerolle	1992	0.0	0.0	0.0	0.0	0.0
	BONIN LAURIE	Renaison	1993	0.0	0.0	0.0	0.0	0.0

3. FEMININ NIVEAU6 11-15 ans . SA_DA (B) (individuels)

3.1. Résultats par équipes

	Equipe	Club					Total
1	Meylan	38--Aspa meylan	40.2	44.6	42.5	44.0	171.3
2	Limonest	69--A.S.C.J.L. Limonest	40.5	43.5	42.5	42.6	169.1
3	Givors	69--Indépendante givors	41.2	42.0	41.6	43.2	168.0
4	Le chambon feugerolle	42--La liberte le chambon feugerolle	42.2	42.7	39.9	42.3	167.1
5	Pierre Bénite	69--Patronage laïque de Pierre Bénite	38.4	42.4	43.1	42.9	166.8
6	Bourg St Maurice	73--Bsm gym bourg st maurice	39.0	42.7	42.2	42.4	166.3
7	Chateaurenard	13--Indépendante chateaurenard	40.5	43.1	40.2	41.2	165.0
8	Trets 3	13--Gymnastique sportive tretsoise	39.8	43.0	39.5	40.9	163.2
9	St Rambert d Albon 2	26--ASCR Gym	40.4	41.6	39.5	39.8	161.3
10	Brindas 2	69--A.s.brindas	38.5	41.3	40.2	40.6	160.6
11	Trets 1	13--Gymnastique sportive tretsoise	38.2	41.4	39.2	41.4	160.2
12	Pont de Beauvoisin	38--La Sentinelle	39.0	41.5	40.1	41.6	159.2 (3.0)







3.2. Résultats individuels

	Gymnaste	Equipe	Annee					Total
1	ANIEL CAMILLE	Meylan	2006	10.5	11.2	10.8	10.8	43.3
2	MEYNAUD LOUISE	Limonest	2003	10.5	11.0	10.8	10.9	43.2
3	FAYE ANAE	Trets 1	2007	10.4	11.0	10.5	10.8	42.7
4	JEANJEAN IMANE	Le chambon feugerolle	2007	10.8	10.9	9.9	11.0	42.6
5	MOKHEFI AURELIE	Pierre Bénite	2005	9.6	11.2	11.1	10.6	42.5
	COLLADO ELSA	Bourg St Maurice	2004	10.2	10.9	10.6	10.8	42.5
7	REYNIER DIT PRAT ELEA	Meylan	2006	10.6	10.9	9.9	11.0	42.4
	VEILLON COLINE	Chateaurenard	2004	9.7	10.6	11.1	11.0	42.4
	VINCENT MADELINE	Givors	2004	10.6	10.3	11.0	10.5	42.4
10	LOUDICH AMELLE MARIE	Le chambon feugerolle	2007	10.5	10.8	10.5	10.4	42.2
11	CHAPUIS MARGOT	Pierre Bénite	2004	9.8	10.9	10.8	10.6	42.1
	MERMILLOT BLONDIN INES	Meylan	2007	9.7	11.1	10.0	11.3	42.1
	RION CHARLOTTE	Limonest	2005	10.2	11.0	10.7	10.2	42.1
14	DEPREZ CAMILLE	Pierre Bénite	2005	9.6	10.3	10.7	11.0	41.6
	JOUANNEAU LILA	Chateaurenard	2006	10.5	10.2	10.3	10.6	41.6
	BELKHIRI HANNA	Givors	2006	9.9	10.8	9.9	11.0	41.6
17	LUIS PEREIRA LISE	St Rambert d Albon 2	2006	10.5	10.7	9.9	10.4	41.5
	MAUREL OLIVIA	Trets 3	2007	10.6	10.7	10.1	10.1	41.5
	GIRAUD ORLANE	Givors	2006	10.0	10.1	10.2	11.2	41.5
20	DI MAURO MAENA	Pont de Beauvoisin	2006	9.7	10.7	10.5	10.5	41.4
	COLOMBO ELISA	Limonest	2005	9.8	10.9	10.3	10.4	41.4
22	HAMIDI AMBRINE	Le chambon feugerolle	2007	10.2	10.5	10.4	10.2	41.3
23	LEDAC ROXANE	Meylan	2006	9.1	11.0	11.0	10.1	41.2
	GABSI FEYRIAL	Givors	2006	10.1	10.4	10.5	10.2	41.2
	BASTARD ILEANA	Bourg St Maurice	2004	9.0	10.5	10.8	10.9	41.2







26	POIMBOEUF LOU	Meylan	2007	9.4	11.3	9.9	10.5	41.1
27	BIALET MAE	Trets 1	2007	9.6	10.0	10.7	10.7	41.0
	CROZIER COLINE	Limonest	2003	9.1	10.6	10.7	10.6	41.0
29	KRICHNER LENA	Brindas 2	2007	10.0	10.9	9.5	10.5	40.9
30	RIGNOL ELLY	St Rambert d Albon 2	2006	10.2	10.5	9.8	10.3	40.8
	BALLY CLEA	Meylan	2007	9.0	10.2	10.7	10.9	40.8
32	CASHER AMELIA	Bourg St Maurice	2004	9.5	10.3	10.7	10.2	40.7
33	MATHLOUDI DIANA	Trets 3	2006	9.8	11.0	10.2	9.6	40.6
	PAVIET THEA	Pont de Beauvoisin	2006	10.1	11.0	9.5	10.0	40.6
	DHAOUADI MEISSA	Le chambon feugerolle	2007	10.7	10.2	9.1	10.6	40.6
	SAHNOUNE SHERINE	Givors	2006	10.5	10.3	9.3	10.5	40.6
37	DEGAUDEZ MARINE	Bourg St Maurice	2004	9.9	10.7	9.4	10.5	40.5
38	MAURY LAURINE	Brindas 2	2006	10.1	10.6	9.9	9.8	40.4
39	GABELIER CLARA	Trets 3	2007	10.1	10.8	8.9	10.5	40.3
40	CAMILLE VICTORIA	St Rambert d Albon 2	2007	9.7	10.3	10.2	9.8	40.0
	GUIRAUD STELLA	Trets 3	2007	9.3	10.1	10.3	10.3	40.0
	CHOVIN LUDIVINE	Bourg St Maurice	2004	9.4	10.6	9.8	10.2	40.0
43	GONOD LEONIE	Brindas 2	2005	9.4	10.5	10.2	9.2	39.3
44	PACE EMMA	Chateaurenard	2005	9.4	11.0	8.9	9.9	39.2
	JARGOT GUILLAUD HELENA	Pont de Beauvoisin	2007	8.7	10.0	9.7	10.8	39.2
46	GONZALEZ KAINA	Pierre Bénite	2004	9.1	10.0	10.5	9.4	39.0
	BOU FAUSTINE	Chateaurenard	2007	9.9	11.0	8.4	9.7	39.0
48	PESCHEK LABARRE MATHILDE	Chateaurenard	2007	10.1	9.9	9.9	8.9	38.8
49	BENTIN INES	Limonest	2005	10.0	8.3	9.5	10.7	38.5
50	CANDESSOUSSENS SOLENE	St Rambert d Albon 2	2006	9.8	10.1	9.6	8.9	38.4
	LUISE NAIS	Trets 3	2007	9.3	10.5	8.6	10.0	38.4
	CHEHDI INES	Le chambon feugerolle	2007	8.8	10.4	9.0	10.2	38.4
53	LICARI ANAIS	Chateaurenard	2006	10.0	10.5	8.9	8.9	38.3
	JACQUINOT LUCILLE	Pont de Beauvoisin	2007	9.5	8.1	10.4	10.3	38.3
	BERGER ALEXIANE	Le chambon feugerolle	2004	9.5	10.5	8.0	10.3	38.3
56	COURSODON LIV	Bourg St Maurice	2004	9.1	8.9	10.1	10.1	38.2
57	LAGARDE JANIS	Trets 3	2007	9.3	10.5	8.8	9.4	38.0
58	MARTIN ZOE	St Rambert d Albon 2	2006	9.9	10.1	8.3	9.3	37.6
59	JANIN EVELYNE	Trets 1	2005	8.8	9.5	10.0	9.1	37.4
60	VILLEVIEILLE ELINE	Pierre Bénite	2004	9.1	10.0	7.5	10.7	37.3
	BOURGANEL PALOMA	Brindas 2	2005	9.0	8.8	9.6	9.9	37.3
62	GANDON MAELYS	Pont de Beauvoisin	2006	9.7	9.8	8.2	9.5	37.2
63	CHOMIER ELSA	Pierre Bénite	2006	9.4	8.8	8.9	10.0	37.1
64	DEBIESSE CELESTE	Brindas 2	2005	8.6	9.3	10.5	8.4	36.8
	GARCIA MANON	Givors	2004	8.8	10.5	8.4	9.1	36.8
66	BIGHELLI NINA	Trets 1	2007	8.4	10.9	8.0	8.5	35.8
	FOURNIER AURIANE	Trets 1	2003	9.4	9.2	6.4	10.8	35.8
68	CHARAFI MILTANI HIBA	St Rambert d Albon 2	2006	8.5	7.6	9.3	9.0	34.4
	VEYRIER DU MARAUD LENAELLE	Brindas 2	2007	8.6	6.7	8.7	10.4	34.4
70	COSSETTINI MANON	Trets 1	2004	0.0	0.0	0.0	0.0	0.0
	GROS CYRIELLE	Pont de Beauvoisin	2006	0.0	0.0	0.0	0.0	0.0
	ROUSSEAU MADRID	Limonest	2005	0.0	0.0	0.0	0.0	0.0

4. MASCULIN NIVEAU2 11 + . SA_DA (individuels)

4.1. Résultats par équipes







	Equipe	Club							Total
1	Rhodia club	38--Rhodia-Club Gymnastique	37.3	32.4	40.2	36.6	39.1	35.8	221.4
2	Ambérieu en bugey	1--Ambérieu en Bugey	38.0	26.1	38.7	34.8	31.7	33.3	202.6
3	Pont de Beauvoisin	38--La Sentinelle	36.4	26.0	38.3	35.7	32.8	33.2	202.4

4.2. Résultats individuels







	Gymnaste	Equipe	Année							Total
1	LEVICONTE EVANN	Pont de Beauvoisin	2002	13.5	11.6	14.2	12.5	11.3	11.4	74.5
2	DE SIMONE BAPTISTE	Ambérieu en bugey	1995	13.8	9.5	14.0	11.8	11.3	13.7	74.1
3	AFANASSIEFF TITOUAN	Rhodia club	2002	11.8	9.6	13.8	12.2	11.8	11.1	70.3
4	PEREZ KEVIN	Rhodia club	1994	11.2	9.9	12.9	12.3	13.1	10.0	69.4
5	QUIBLIER FRANCOIS	Rhodia club	1993	13.7	12.9	0.0	12.1	14.2	13.8	66.7
6	CHOIRAT REMI	Pont de Beauvoisin	1999	10.9	7.1	12.4	11.7	11.6	11.1	64.8
7	AFANASSIEFF AXEL	Rhodia club	2000	11.8	8.7	13.5	10.8	7.6	10.9	63.3
8	CHESNAIS LOAN	Pont de Beauvoisin	2002	8.9	7.3	11.7	11.5	9.9	10.7	60.0
9	CAVALLINI ADRIEN	Ambérieu en bugey	2003	12.1	5.8	11.1	12.1	10.2	8.6	59.9
10	LAURIOL CORENTIN	Rhodia club	2002	6.2	7.1	9.5	10.3	7.9	6.3	47.3
11	TEMPELAERE GUILLAUME	Ambérieu en bugey	1984	0.0	10.8	13.6	10.9	10.2	0.0	45.5
12	ZAMBON CYRIL	Ambérieu en bugey	1990	12.1	0.0	0.0	10.4	7.6	11.0	41.1
13	BARS LOGAN	Pont de Beauvoisin	1994	12.0	7.1	0.0	0.0	0.0	0.0	19.1
14	GONCALVES RAPHAEL	Ambérieu en bugey	1992	0.0	0.0	0.0	0.0	0.0	0.0	0.0

5. MASCULIN NIVEAU4 11 + . SA_DA (individuels)

5.1. Résultats par équipes







	Equipe	Club							Total
1	St Priest	69--Gymnique association saint priest	26.3	32.4	37.9	32.0	37.1	28.9	194.6
2	Tullins	38--La Vaillante de Tullins	32.8	28.5	35.5	21.4	33.8	30.2	182.2

5.2. Résultats individuels







	Gymnaste	Equipe	Année							Total
1	PILLONETTO PIERRE	St Priest	2003	12.2	10.5	12.3	10.7	12.5	12.4	70.6
2	PRADEL ROBIN	Tullins	1996	11.7	11.4	12.2	10.7	11.6	11.9	69.5
3	GIRY LUCAS	Tullins	2000	11.6	10.1	11.9	10.7	10.9	10.3	65.5
4	CONFORT CHRISTOPHE	St Priest	1976	8.7	10.0	12.9	10.5	12.3	10.9	65.3
5	TEYSSIER LOIC	St Priest	1992	0.0	11.9	12.7	10.8	12.3	5.6	53.3
6	BAJAT MATHIS	Tullins	2000	9.5	7.0	11.4	0.0	11.3	8.0	47.2
7	D ARGENTRE BASTIEN	St Priest	2003	5.4	7.1	10.8	10.1	10.9	2.1	46.4

6. MASCULIN NIVEAU5 11 + . SA_DA (individuels)

6.1. Résultats par équipes

	Equipe	Club							Total
1	Crolles	38--Gym et rythme crolles	43.0	41.8	45.5	42.1	44.3	43.5	260.2
2	Gardanne	13--Gardanne	43.7	41.7	45.1	41.3	44.1	43.2	259.1
3	St just st rambert	42--Fjep st-just st-rambert	41.7	40.2	43.8	39.8	40.6	39.6	245.7
	Brindas	69--A.s.brindas	41.8	37.8	41.0	40.3	44.4	40.4	245.7
5	Villefranche sur saone	69--Union Gymnique Villefranche	38.5	40.8	42.2	39.6	41.7	41.0	243.8
6	Vaugneray	69--Union sportive de l'ouest lyonnais	39.2	36.5	40.9	41.2	43.0	40.0	240.8
7	Tullins	38--La Vaillante de Tullins	39.4	40.2	38.2	38.3	42.1	39.8	238.0

6.2. Résultats individuels

	Gymnaste	Equipe	Annee							Total
1	COMANDONE MATTEO	Crolles	2007	11.2	10.7	11.6	10.7	10.9	11.2	66.3
2	LANCERY ROMAIN	Gardanne	2004	11.0	10.8	11.9	10.3	11.3	10.5	65.8
3	VANGVIRACHITH ZAO	Crolles	2007	10.9	10.0	10.9	10.8	11.5	10.7	64.8
4	GUILLOT MATISSE	Brindas	2005	10.9	10.0	10.5	10.6	11.5	11.0	64.5
5	SIMO VALENTIN	Vaugneray	2004	10.8	9.8	11.1	10.3	10.9	11.0	63.9
	MECONI MATHIEU	Gardanne	2002	10.5	10.3	11.2	10.4	10.6	10.9	63.9
7	LARMINAT THEO	Gardanne	2005	11.1	10.7	11.1	10.3	10.3	10.0	63.5
8	MARTINET LUCA	Crolles	2007	11.1	10.5	11.4	8.7	10.7	10.7	63.1
	GUIRAO KILLIAN	Crolles	2006	9.8	10.4	11.3	10.5	10.6	10.5	63.1
	MOLINA MATHIS	Gardanne	2004	10.1	9.9	10.8	10.3	11.2	10.8	63.1
11	PRADIER CORENTIN	St just st rambert	2005	10.9	10.0	11.4	9.5	11.0	9.7	62.5
12	ROUMANI LORIS	Gardanne	2006	11.1	8.2	10.9	10.2	11.0	11.0	62.4
13	CHANOIS MELVYNE	Crolles	2003	9.2	10.1	11.1	10.1	11.1	10.7	62.3
14	JARZAC KAIS	Crolles	2006	9.8	10.2	11.2	9.3	10.8	10.9	62.2
15	VIAL ALBAN	Villefranche sur saone	2005	9.3	10.3	10.5	10.1	10.9	10.7	61.8
16	COMTE CELIAN	Villefranche sur saone	2005	9.1	10.0	10.5	10.3	10.5	11.0	61.4
17	HERNANDEZ RAPHAËL	Vaugneray	2004	10.4	8.9	10.2	10.3	10.8	10.7	61.3
18	GRUEL THOMAS	St just st rambert	1981	9.8	9.9	11.3	9.4	10.2	10.6	61.2
	MAZIN YAEL	Tullins	2002	10.3	10.2	10.3	10.3	10.3	9.8	61.2
	VIAL SACHA	Villefranche sur saone	2005	10.7	10.3	10.7	9.6	10.2	9.7	61.2
21	CHARROIN YVAN	St just st rambert	2006	10.6	10.4	10.6	10.0	9.4	9.7	60.7
	BADOIL ROMAIN	Brindas	2006	10.8	8.8	9.8	10.6	11.2	9.5	60.7
23	PIOT NATHAN	Brindas	2004	10.6	8.8	9.8	9.2	10.5	11.4	60.3
24	PIEGAY ANTONY	Brindas	2006	9.5	10.2	10.9	9.9	11.2	8.5	60.2
25	SIMO AYMERIC	Vaugneray	2004	8.1	10.1	10.6	10.4	10.8	10.1	60.1
26	THAI MARTIN	Tullins	2004	10.3	10.1	9.8	9.9	10.6	9.2	59.9
27	VINCENT YANN	Villefranche sur saone	2005	9.4	10.2	10.5	9.6	10.1	9.6	59.4
28	DUBUS YOEN	Tullins	2003	7.9	10.2	10.4	9.0	10.6	10.6	58.7
29	REYNIER NOE	Tullins	2002	10.9	9.7	7.7	9.1	10.6	10.2	58.2
30	DUPORT MATHIS	St just st rambert	2005	10.3	9.6	10.5	10.2	9.4	7.8	57.8
31	ZADRA NINO	St just st rambert	2006	9.9	9.9	8.1	10.1	10.0	9.6	57.6





32	BORDET DIEGO	Vaugneray	2007	9.1	7.7	9.0	10.2	10.5	8.2	54.7
33	GRIMAUD CLEMENT	Villefranche sur saone	2005	8.5	8.4	7.9	8.6	9.5	8.3	51.2
34	BONNET ARTHUR	Vaugneray	2007	8.9	7.5	9.0	9.2	8.9	7.4	50.9
35	DELORME EVAN	Vaugneray	2007	7.6	7.6	7.0	8.1	8.5	5.4	44.2

7. FEMININ NIVEAU4 11-15 ans . SA_DA (individuels)

7.1. Résultats par équipes

	Equipe	Club					Total
1	Privas	7--Sc privas gym	32.0	37.5	37.8	38.2	145.5
2	Roanne	42--Amicale laiue de jeunes filles de roanne	34.5	38.3	35.0	36.2	144.0
3	Crolles	38--Gym et rythme crolles	32.6	37.9	36.8	36.3	143.6
4	Riorges	42--Olympique riorges gymnastique	31.5	38.2	36.8	36.5	143.0
5	Vénissieux	69--Cmo vénissieux	32.3	38.8	35.3	36.4	142.8
6	St Martin d hères	38--Essm gymnastique	32.5	36.8	36.3	35.2	140.8
7	Rhodia club	38--Rhodia-Club Gymnastique	31.7	34.4	36.0	36.3	138.4
8	Irigny 1	69--Amicale laiue irigny	31.4	35.5	33.2	35.8	135.9
9	La Ciotat	13--GYM' LA CIOTAT	31.2	33.9	33.5	36.3	134.9
10	Albens	73--Union gymnique albens	31.1	35.6	33.8	33.3	133.8
11	Irigny 2	69--Amicale laiue irigny	31.4	35.1	32.5	34.7	133.7
12	Loriol	26--Groupe omnisports loriolais (gol)	30.8	34.0	32.3	35.6	132.7

7.2. Résultats individuels

	Gymnaste	Equipe	Annee					Total
1	CHARVE LILOU	Privas	2004	11.0	12.9	13.0	12.8	49.7
2	NORAZ CHLOE	Crolles	2003	11.3	12.7	12.5	12.3	48.8
3	VERDOT ROXANE	Privas	2007	10.4	12.6	12.6	12.9	48.5
	VELARDO LILOU	Riorges	2005	10.5	13.0	12.6	12.4	48.5
5	AMRAOUI JADE	St Martin d hères	2006	11.0	12.3	13.1	11.7	48.1
6	HASSOUN JINANE	Vénissieux	2007	10.7	12.1	12.5	12.5	47.8
	THIVEND LENA	Roanne	2004	11.6	13.2	11.3	11.7	47.8
8	LAPORTE CLARA	Vénissieux	2006	11.0	13.3	11.0	12.1	47.4
9	OUDOT EMA	Roanne	2004	11.2	12.2	11.8	12.1	47.3
10	XIONG LIZZIE	Privas	2007	10.6	11.9	12.2	12.5	47.2
	LEPELLETIER PERRINE	Crolles	2003	11.0	12.3	12.0	11.9	47.2
	BRUYERE EMMA	Roanne	2005	11.7	12.9	10.5	12.1	47.2
13	SAUNIER SOLENE	Rhodia club	2006	10.6	12.1	12.1	12.2	47.0
14	RAVIER ALYSSA	Crolles	2005	10.2	12.3	12.3	12.0	46.8
	STRIPPOLI NINA	Crolles	2004	10.3	12.9	11.6	12.0	46.8
16	BOST SYRIELLE	Riorges	2004	10.5	12.4	11.5	12.3	46.7
17	BARDEL COLINE	Privas	2007	10.4	12.0	12.0	12.2	46.6
	MONDELIN LENA	Riorges	2003	10.2	12.0	12.6	11.8	46.6
	JANIN SAFIA	St Martin d hères	2006	10.8	12.5	11.6	11.7	46.6
20	UNY LOUANE	Loriol	2004	10.1	11.7	12.2	12.4	46.4
	BARRIER AURIANE	Riorges	2004	10.5	12.8	11.6	11.5	46.4
22	BEYNEL CLARA	Roanne	2005	10.2	12.0	11.9	12.0	46.1
23	QUINTELAS ELSA	Vénissieux	2007	10.6	12.8	10.7	11.7	45.8
	MARULAZ AMELIE	Irigny 1	2006	10.8	12.1	11.4	11.5	45.8
	STAQUET PAULINE	Irigny 2	2007	10.6	12.9	10.5	11.8	45.8





26	SPIELMANN JADE	La Ciotat	2007	10.4	11.3	11.5	12.4	45.6
	DEROIN CONSTANCE	Albens	2005	10.2	12.0	11.7	11.7	45.6
28	GUICHARD MAILYS	La Ciotat	2005	10.5	11.9	11.1	12.0	45.5
29	MAISONHAUTE HELOISE	Vénissieux	2006	10.2	12.7	11.5	11.0	45.4
	DUCHAMP LEA	Irigny 1	2003	10.4	11.3	11.2	12.5	45.4
31	BELALEM ALICIA	Vénissieux	2007	10.3	11.8	11.3	11.8	45.2
32	MARTIN EVA	St Martin d hères	2004	10.6	12.0	11.1	11.0	44.7
33	ROUSSET FAVIER JUSTINE	St Martin d hères	2003	10.7	10.2	11.6	11.8	44.3
	JACQUES VALENTINE	Rhodia club	2006	10.6	11.1	10.4	12.2	44.3
35	MOREL EVA	Irigny 2	2005	10.3	11.8	10.4	11.3	43.8
	BLASSIAU JULIE	Crolles	2004	10.0	11.3	11.0	11.5	43.8
37	MACABREY AMANDINE	Roanne	2005	10.0	12.1	10.9	10.7	43.7
38	DENIGER EMELINE	Albens	2005	10.3	11.5	10.5	11.3	43.6
39	MIGLIORINI HANAE	Privas	2004	10.0	10.5	11.5	11.5	43.5
40	GOUTTE TYFFANIE	Rhodia club	2005	10.2	9.6	11.7	11.9	43.4
41	BRICHE LAURA	Albens	2006	10.6	12.1	10.3	10.3	43.3
42	SANCHEZ AUREANE	Irigny 1	2004	9.9	11.7	10.4	11.2	43.2
43	JACQUIN TAHIANA	La Ciotat	2007	10.0	10.1	10.9	11.9	42.9
	QUIBLIER LAURA	Rhodia club	2007	10.1	11.2	12.2	9.4	42.9
45	NOEL OLIVIA	Irigny 1	2006	10.2	10.0	10.6	11.8	42.6
46	MATHON ANGELINA	Loriol	2006	10.1	10.3	11.0	10.9	42.3
	PRESTAUX PAULINE	St Martin d hères	2003	10.6	9.8	10.7	11.2	42.3
48	GAVANON THEA	La Ciotat	2007	10.3	10.7	10.3	10.9	42.2
	OJEIL LIZZIE	Loriol	2007	10.5	11.1	9.1	11.5	42.2
50	CLOT MANON	Loriol	2007	10.2	11.2	8.8	11.7	41.9
51	BERNE TESS	Irigny 2	2006	10.5	10.2	10.1	10.9	41.7
52	CHAUDAGNE LEA	Riorges	2003	9.6	9.8	11.1	10.3	40.8
53	ARDIET FAUSTINE	Irigny 1	2005	10.1	11.7	9.2	9.5	40.5
54	BOULANGER CARLA	Irigny 2	2005	10.2	7.5	11.3	10.0	39.0
55	GOUTAGNEUX SALOME	Rhodia club	2004	10.5	7.2	11.4	9.8	38.9
56	PECORELLA LARA	Irigny 2	2005	0.0	10.4	10.7	11.6	32.7
57	ODIN MATHILDE	Albens	2004	0.0	11.2	11.6	0.0	22.8
58	PEYTAVIN DE GARAM LISE	La Ciotat	2003	0.0	0.0	0.0	0.0	0.0
	PION LOU	Loriol	2004	0.0	0.0	0.0	0.0	0.0
	MARINO FLORA	Albens	2006	0.0	0.0	0.0	0.0	0.0

8. FEMININ NIVEAU4 11 + . SA_DA (individuels)

8.1. Résultats par équipes

	Equipe	Club					Total
1	Riorges	42--Olympique riorges gymnastique	33.1	38.8	36.4	35.8	144.1
2	Jonage	38--Jonage gymnastique	31.1	37.9	36.4	35.6	141.0
3	Lyon	69--PL Villette Paul Bert	30.7	38.4	36.2	35.0	140.3
4	L'isle d'abeau	38--LA GYM DABEAU	31.7	35.9	35.4	36.7	139.7
5	Aubagne Gym	13--Aubagne gym	32.3	34.9	36.2	35.7	139.1
6	Chaponnay	69--Chaponnay gym	31.2	36.7	35.0	35.9	138.8
7	Cuisery	69--ESPACE GYM CUISERY	32.2	37.0	35.5	34.0	138.7
8	Bron	69--Amicale Laique de Bron	30.9	37.2	35.0	34.9	138.0
9	St Rambert d Albon	26--ASCR Gym	31.7	35.3	34.3	35.5	136.8
10	La tour du pin	38--L'alerte gymnastique la tour du pin	31.1	35.4	35.4	34.6	136.5
11	Trets	13--Gymnastique sportive tretsoise	31.5	34.2	33.5	34.6	133.8
	Renaison	42--Amicale laiue sportive renaison	32.4	33.9	34.6	32.9	133.8





8.2. Résultats individuels

	Gymnaste	Equipe	Annee					Total
1	VIGANNE CHLOE	Riorges	2000	10.8	12.7	12.8	12.0	48.3
2	BENUCCI EMMA	Riorges	2003	11.1	13.1	12.0	12.0	48.2
3	BLANC LORAINÉ	Jonage	1999	10.2	12.7	12.9	11.9	47.7
4	PRETOT MARGAUX	Cuisery	1990	11.1	12.8	12.2	11.3	47.4
5	SERTOURE MARINE	Aubagne Gym	2002	10.6	12.4	12.5	11.8	47.3
	MAGGIACOMO LYNNAIS	Lyon	2007	10.7	12.8	12.3	11.5	47.3
7	BORGETTO-NAZÉ EMMA	Bron	1998	10.5	12.2	12.6	11.7	47.0
	BARDE ANAÉ	Chaponnay	2004	10.8	12.5	11.6	12.1	47.0
9	BRUNEL ALEXANDRA	Jonage	1995	10.6	12.7	11.8	11.8	46.9
	SLAWSKI EMMA	Lyon	2001	10.0	12.9	12.1	11.9	46.9
11	VERNERÉY OCEANE	L'isle d'abeau	1999	10.6	12.0	11.7	12.4	46.7
12	RABATEL JULIE	La tour du pin	1996	10.6	12.5	12.2	11.0	46.3
13	MEULENYZER CAROLINE	Jonage	1984	10.3	12.5	11.4	11.9	46.1
14	MAGAT ANNA-ROSE	Chaponnay	2003	10.4	12.3	11.4	11.9	46.0
	DUPRE ELISE	Lyon	2000	10.0	12.7	11.8	11.5	46.0
	VIAL AURELIE	L'isle d'abeau	1994	10.4	12.2	11.3	12.1	46.0
17	TOUREY ELEA	Riorges	1992	9.9	13.0	11.6	11.4	45.9
18	PERNET AMBRE	Bron	2003	10.1	12.5	11.6	11.5	45.7
19	LAOUAZI TRACY	St Rambert d Albon	2006	10.3	12.5	11.2	11.5	45.5
20	VIVET ANAIS	St Rambert d Albon	2003	10.0	11.7	11.7	12.0	45.4
	DONAZZOLO LAURA	Chaponnay	2001	10.0	11.9	11.6	11.9	45.4
22	LARDET MELISSA	L'isle d'abeau	2003	9.5	11.0	12.4	12.2	45.1
23	NYARKO ELLEN	Bron	1987	10.3	12.3	10.8	11.6	45.0
	MAGAT CLARA	Chaponnay	2001	9.9	11.5	11.8	11.8	45.0
25	DE PARSCAU VICTOIRE	La tour du pin	2002	10.6	11.3	11.3	11.7	44.9
	PIGNOL SARAH	Aubagne Gym	2002	11.0	11.3	10.9	11.7	44.9

27	WANNIN FLORA	La tour du pin	2004	9.8	11.2	11.9	11.9	44.8
28	BRUNDU LOLA	Aubagne Gym	2001	10.7	10.7	11.6	11.7	44.7
29	GAVILLOT SARAH	St Rambert d Albon	2002	10.9	10.6	11.3	11.8	44.6
	MARTOS LORRIE	St Rambert d Albon	1999	10.5	11.1	11.3	11.7	44.6
	CASTAIGNOS ALICE	Cuisery	2005	10.0	12.3	11.6	10.7	44.6
32	THOMAS COLINE	Cuisery	2007	10.3	11.7	11.0	11.5	44.5
33	BARBIERE CAROLE	Bron	1998	10.1	12.4	10.3	11.6	44.4
34	JAMPY MARION	Aubagne Gym	1998	9.9	11.2	11.6	11.6	44.3
	BRUEL LEONIE	Renaison	1998	10.4	11.1	11.9	10.9	44.3
	LAPALUS SOLENE	Renaison	2001	11.1	11.0	10.5	11.7	44.3
	CARRION JADE	Cuisery	2007	10.8	10.6	11.7	11.2	44.3
38	GODZINSKI PAULINE	Trets	2004	9.7	11.1	11.9	11.5	44.2
39	SPURGIN EMMA	Trets	2004	10.2	11.4	11.1	11.4	44.1
40	JEMELEDINE SARAH	Lyon	2001	9.7	11.9	10.7	11.6	43.9
41	JAUMONET MATHILDE	Jonage	1997	9.6	12.2	11.7	10.3	43.8
	BLANCHET CELIA	Riorges	2000	11.2	11.1	9.9	11.6	43.8
43	DICHAMP MANON	L'isle d'abeau	2001	10.6	11.7	9.8	11.6	43.7
44	DUJARRIER LOU	Trets	2006	10.8	11.5	9.4	11.7	43.4
45	BATTU CASSANDRA	Cuisery	1998	10.0	11.9	11.6	9.5	43.0
46	REYNAUD AMBRE	St Rambert d Albon	2001	10.3	10.8	10.6	11.2	42.9
	SAINT YVES ANAE	Trets	2005	10.5	10.7	10.5	11.2	42.9
	REJONY ILONA HELENE	Renaison	2001	10.8	11.2	10.6	10.3	42.9
49	EXBRAYAT LOU	Riorges	2002	10.1	9.5	11.3	11.8	42.7
50	BOUZIANI CALYPSO	La tour du pin	2005	9.9	11.6	10.7	9.2	41.4
51	VERNEREY LAURYNE	L'isle d'abeau	2002	10.5	9.9	10.5	9.9	40.8
52	LECLERC MORGANE	Aubagne Gym	2002	0.0	10.7	12.1	12.2	35.0
53	MOUTTET NOEMIE	Renaison	2000	10.5	11.6	12.1	0.0	34.2
54	ANGELINI MILLA	La tour du pin	2003	9.6	4.3	9.7	8.5	32.1
55	JOUSSIER MARINE	Trets	1996	9.9	11.3	9.6	0.0	30.8
56	CORNUAU LUNA	Jonage	1998	10.1	10.9	9.6	0.0	30.6
57	CHASTAGNER SERVANE	Lyon	1999	0.0	12.6	11.0	0.0	23.6
58	MARTINEZ SEVERINE	Chaponnay	1977	0.0	0.0	11.1	0.0	11.1
59	JACQUET AMBRE	Renaison	2000	0.0	0.0	0.0	0.0	0.0

9. FEMININ NIVEAU2 11 + . SA_DA (individuels)

9.1. Résultats par équipes

	Equipe	Club					Total
1	Privas	7--Sc privas gym	36.0	39.8	37.7	40.0	153.5
2	Crest	26--Us crétoise gymnastique	35.2	36.0	37.6	38.2	147.0
3	Riorges	42--Olympique riorges gymnastique	34.6	34.6	36.0	38.7	143.9
4	Irigny	69--Amicale laique irigny	34.8	34.1	36.3	38.2	143.4
5	Gardanne	13--Gardanne	33.2	33.6	36.8	38.9	142.5

9.2. Résultats individuels







	Gymnaste	Equipe	Annee					Total
1	QUINTANA CLOE	Privas	1999	12.5	13.6	13.4	13.4	52.9
2	MOULIN MORGANE	Privas	2005	11.7	13.5	11.9	13.5	50.6
3	AZAIS ABIGAIL	Crest	1996	11.5	13.7	12.0	12.8	50.0
4	BENOIT MARGO	Crest	2001	11.8	11.1	13.7	12.9	49.5
5	ERNANDES ERIKA	Gardanne	1999	11.8	11.5	12.9	12.7	48.9
6	DECLAS COLINE	Riorges	1999	11.8	12.1	11.6	13.0	48.5
7	PARIZOT AUDREY	Irigny	1996	11.5	11.4	12.0	13.0	47.9
8	MARTINEZ LEA	Gardanne	1995	10.7	12.7	11.2	13.2	47.8
9	FIEVET MAELIS	Irigny	2001	10.5	12.2	12.0	12.7	47.4
10	CHAMBERT ESTHER	Riorges	1993	12.1	9.7	12.5	12.9	47.2
11	TOUREY AMBRINE	Riorges	1998	10.7	11.3	11.9	12.8	46.7
12	SEON ZOE	Crest	2004	10.1	11.2	11.3	12.5	45.1
13	GUIRON CELIA	Privas	2003	11.8	7.7	12.3	13.1	44.9
14	BONNIER MATHILDE	Irigny	1990	10.1	10.5	12.3	11.9	44.8
15	ROUMANI SANDRA	Gardanne	1996	9.9	8.6	12.7	12.8	44.0
16	SISTERON MELISSA	Crest	2004	10.6	9.0	11.9	12.4	43.9
	LOMBARDO MATHILDE	Gardanne	1997	10.7	9.4	10.9	12.9	43.9
18	BOUJOT PAULINE	Riorges	1997	10.2	10.2	11.6	11.8	43.8
19	VANBECELAERE MANON	Irigny	1998	11.6	9.8	10.2	12.1	43.7
20	MOYNE PAULINE	Irigny	1998	11.7	9.2	9.3	12.5	42.7
21	BRIOT TESS	Privas	2001	10.7	0.0	12.0	13.0	35.7
22	GRANGE MATHILDE	Riorges	1998	0.0	11.2	10.4	10.1	31.7
23	AYRAUD PERRINE	Privas	1984	0.0	12.7	0.0	0.0	12.7
24	ROLLAND CELIE	Crest	2000	11.9	0.0	0.0	0.0	11.9

10. MASCULIN NIVEAU3 11 + . SA_DA (individuels)

10.1. Résultats par équipes





	Equipe	Club							Total
1	Amplepuis	69--La fraternelle	38.6	35.8	39.4	37.4	39.3	37.2	227.7
2	St Genis les Ollières	69--Entente St genoise	35.2	35.0	36.6	36.0	38.6	35.3	216.7
3	Bourg de Thizy	69--Enfants de la trambouze	32.5	31.3	35.5	33.4	35.8	27.9	196.4
4	Gardanne	13--Gardanne	35.7	23.7	34.9	33.6	32.0	32.8	192.7
5	Givors	69--Independante givors	34.5	26.4	37.3	33.1	32.4	25.6	189.3
6	Domène	38--Etoile sportive doménoise	32.3	21.6	28.4	32.2	29.0	28.3	171.8

10.2. Résultats individuels





	Gymnaste	Equipe	Annee							Total
1	DA SILVA FLORIAN	Amplepuis	1992	13.4	13.1	13.7	12.5	13.7	13.3	79.7
2	GALLEA FAUSTIN	St Genis les Ollières	1998	13.0	12.4	13.2	12.8	13.4	12.2	77.0
3	BUTTY PIERRICK	Amplepuis	2002	13.0	12.6	11.7	13.1	13.1	12.9	76.4
4	GIZOLME MARTIN	St Genis les Ollières	2002	11.5	11.2	10.3	11.8	12.5	11.6	68.9
	PAPIN NICOLAS	Gardanne	1996	12.1	8.6	13.0	11.8	11.5	11.9	68.9
6	BOURASSAUD JULIEN	Bourg de Thizy	1996	11.1	9.6	12.4	11.2	12.7	11.3	68.3
7	JOUSSE FOUCAULD	St Genis les Ollières	2001	10.7	11.0	11.7	10.6	12.7	10.8	67.5
8	GUILLEMIN KILLIAN	Givors	1996	12.2	8.0	13.2	11.7	11.6	9.9	66.6
9	URSINI BENOIT	Domène	1995	12.8	10.8	11.7	11.1	10.1	9.9	66.4
10	NARBOUX NATHAN	Bourg de Thizy	1997	10.7	11.1	11.8	11.1	11.6	9.0	65.3
11	CARDOSO DIMITRI	Givors	1994	9.6	11.9	11.5	10.9	11.6	8.0	63.5
12	GIRAULT CLEMENT	Gardanne	2001	10.6	8.0	11.1	11.4	11.0	11.2	63.3
13	PEYRAUD ALEXIS	Amplepuis	2001	11.5	8.5	12.5	11.8	9.1	9.4	62.8
14	PONTILLE STEPHANE	Bourg de Thizy	1998	10.7	10.6	9.7	10.8	11.4	7.6	60.8
15	TONETTI MAEL	Gardanne	2001	13.0	5.8	10.8	10.4	9.5	9.7	59.2
16	DESHIERE ROMAIN	Domène	1984	11.6	6.2	8.6	11.0	9.0	9.3	55.7
17	CHRISTOPHLE REMI	Amplepuis	1991	12.2	10.1	9.1	0.0	12.5	11.0	54.9
18	LATHUILLERE HADRIEN	Bourg de Thizy	1992	10.6	9.6	11.3	11.1	11.5	0.0	54.1
19	ROLLET MATHIAS	Givors	1996	12.7	6.5	7.6	10.3	8.7	7.7	53.5
20	ROBERT LOIC	Givors	2000	7.9	6.5	12.6	10.5	9.2	6.6	53.3
21	AMOUROUX ROMAIN	Domène	2002	7.9	4.6	8.1	10.1	9.9	9.1	49.7
22	MORELLON PIERRICK	St Genis les Ollières	1999	0.0	11.4	11.7	11.4	0.0	11.5	46.0
23	GARCIA QUENTIN	Gardanne	2003	8.7	7.1	8.3	10.1	8.9	2.2	45.3
24	IAFRATE KEVIN	Amplepuis	1989	8.9	6.6	13.2	10.3	0.0	0.0	39.0
25	DREUX JUSTIN	St Genis les Ollières	2001	0.0	9.3	11.7	0.0	12.0	0.0	33.0
26	CABO ALEXANDRE	Domène	1991	0.0	0.0	0.0	0.0	0.0	0.0	0.0
	DUONG ALEXIS	Gardanne	2001	0.0	0.0	0.0	0.0	0.0	0.0	0.0

11. FEMININ NIVEAU1 11 + . SA_DA (individuels)

11.1. Résultats par équipes





	Equipe	Club					Total
1	Villette d Anthon	69--Villette gym	33.7	35.8	36.8	40.5	146.8
2	Crolles	38--Gym et rythme crolles	33.8	34.1	36.5	39.6	144.0
3	Trets	13--Gymnastique sportive tretsoise	35.4	33.4	37.0	37.1	142.9

11.2. Résultats individuels

	Gymnaste	Equipe	Annee					Total
1	DOZON LOUNA	Trets	2003	13.0	12.8	13.2	13.5	52.5
2	AGHADJANIAN EMMA	Villette d Anthon	2000	11.9	13.8	13.0	13.2	51.9
3	VIGNAL MANON	Crolles	1999	11.9	11.1	12.5	13.5	49.0
4	NGOUNOU PAULINE	Villette d Anthon	2003	11.5	11.3	11.6	13.6	48.0
5	LESCUREUX TESS	Crolles	1997	11.0	12.2	11.3	13.0	47.5
6	LACOMBE ENERYCE	Villette d Anthon	2004	10.0	10.7	12.2	13.7	46.6
7	DESVIGNES ANTHEA	Crolles	2003	10.5	10.8	12.1	13.1	46.5
8	SCHINTU EVA	Trets	2000	12.2	9.0	12.4	12.5	46.1
9	JOUSSIER CAMILLE	Trets	1996	10.2	11.6	11.4	11.1	44.3
10	JOURDAN SALOME	Crolles	1999	10.9	9.5	11.9	11.9	44.2
11	DELIASSUS EMMA	Villette d Anthon	2001	10.3	10.7	11.3	11.1	43.4
12	SOVIGNET MALLAURY	Trets	1999	10.1	0.0	9.7	10.6	30.4
13	TARIFA ANOUK	Villette d Anthon	1999	0.0	0.0	0.0	10.8	10.8
14	BERTRAND CLOE	Crolles	1999	0.0	9.6	0.0	0.0	9.6

12. FEMININ NIVEAU2 11-18 ans . SA_DA (individuels)

12.1. Résultats par équipes







	Equipe	Club					Total
1	Pierrelatte	26--Pierrelatte	35.2	38.3	38.4	39.1	151.0
2	Irigny	69--Amicale laique irigny	33.0	36.9	38.9	38.5	147.3
3	Montmelian	73--Ecole gym sportive montmelian	32.9	34.8	34.4	37.5	139.6
4	Chaponnay	69--Chaponnay gym	31.6	34.1	35.8	37.9	139.4
5	Aix	13--auc gymnastique	32.5	33.3	35.8	36.4	138.0

12.2. Résultats individuels







	Gymnaste	Equipe	Annee					Total
1	PONT MAREVA	Pierrelatte	2003	12.2	13.1	13.2	13.2	51.7
2	ALLEMAGNE ALEXIA	Irigny	2003	10.9	13.9	12.9	13.1	50.8
3	KEMMAS NAOMI	Pierrelatte	2005	11.5	13.2	13.0	12.7	50.4
4	AGRAIN JULIE	Irigny	2006	11.7	11.9	12.8	12.4	48.8
5	DE ROBERT DOU CONSTANCE	Aix	2001	11.2	12.1	12.6	12.7	48.6
6	GUILLAUD CAPUCINE	Montmelian	2004	10.5	13.4	11.9	12.7	48.5
7	MOREL CLARA	Irigny	2006	10.3	11.1	13.2	13.0	47.6
	CORDEL ANNA	Montmelian	2003	11.9	11.5	11.4	12.8	47.6
9	STIVAL LUCIE *	La tour du pin 1 (indiv) (indiv)	2004	10.6	11.8	11.1	13.2	46.7
10	ODEYER LISA	Pierrelatte	2005	10.8	11.2	11.5	13.0	46.5
11	RENAUT DORINE	Pierrelatte	2004	11.5	9.8	12.2	12.9	46.4
12	BOUCHILLOU CLARA	Chaponnay	2001	10.0	11.3	12.1	12.9	46.3
13	MORSETTI JEANNE	Chaponnay	2001	9.5	11.2	11.5	12.4	44.6
	DEBLEVID MATHILDE	Aix	2000	10.2	12.0	12.2	10.2	44.6
15	FERREIRA CLARA	Chaponnay	2002	10.4	10.0	12.2	11.0	43.6
16	GUILLET MARIE	Chaponnay	2002	10.6	9.1	11.2	12.6	43.5
17	DRAPIER LILY	Aix	2003	10.7	9.2	11.0	12.5	43.4
18	LEPAS MAELYS	Montmelian	2002	10.3	9.9	11.1	11.6	42.9
19	ITUKE BERSENE	Irigny	2006	9.5	9.5	11.4	12.4	42.8
20	GUYON ADELE	Montmelian	2002	10.5	9.1	10.0	12.0	41.6
21	JACQUET SASHA	Irigny	2005	10.4	11.0	7.8	12.3	41.5
22	CILINGIR FLAVIE	Aix	2003	10.6	8.1	10.5	11.2	40.4
23	SOLINAS AMELIE	Aix	2005	9.8	0.0	9.7	11.0	30.5
24	D'ALESSANDRO ELSA	Chaponnay	2001	10.6	11.6	8.1	0.0	30.3
25	TILMANT SHANA	Pierrelatte	2000	11.3	12.0	0.0	0.0	23.3

13. MASCULIN NIVEAU1 11 + . SA_DA (individuels)

13.1. Résultats par équipes





	Equipe	Club							Total
1	Vaugneray	69--Union sportive de l'ouest lyonnais	0.0	19.5	11.5	24.6	20.6	9.3	85.5

13.2. Résultats individuels

	Gymnaste	Equipe	Année							Total
1	GAILLARD FLORENT	Vaugneray	1989	0.0	10.4	11.5	12.2	0.0	0.0	34.1
2	PONVIANNE PIERRE	Vaugneray	1993	0.0	0.0	0.0	12.4	9.4	9.3	31.1
3	PAPOT CEDRIC	Vaugneray	1987	0.0	9.1	0.0	0.0	11.2	0.0	20.3
4	RAMIREZ YOHANN	Vaugneray	1984	0.0	0.0	0.0	0.0	0.0	0.0	0.0

14. FEMININ NIVEAU1 11-18 ans . SA_DA (individuels)

14.1. Résultats par équipes







	Equipe	Club					Total
1	Irigny	69--Amicale laique irigny	35.7	35.4	39.0	41.1	151.2
2	Gardanne	13--Gardanne	34.6	32.3	39.5	40.5	146.9

14.2. Résultats individuels







	Gymnaste	Equipe	Annee					Total
1	REY EDEN	Irigny	2004	12.0	13.7	13.1	14.1	52.9
2	NACEUR DEBORAH	Gardanne	2001	12.2	13.2	12.7	14.3	52.4
3	FOURGUES EDITH	Irigny	2001	11.8	13.3	13.3	13.5	51.9
4	BOUASSE MARION	Gardanne	2002	10.4	9.8	13.2	13.1	46.5
5	PROT OCEANE	Irigny	2004	11.9	8.4	12.6	13.5	46.4
6	BUDANIC MARIE	Gardanne	2001	10.5	9.3	13.4	13.1	46.3
7	VANNUCCI CELIA	Gardanne	2003	11.6	9.2	12.9	12.4	46.1
8	OTMANE MELINA	Gardanne	2000	10.8	8.5	10.8	11.2	41.3
9	BOULEZ CLEMENTINE	Irigny	2004	0.0	0.0	0.0	0.0	0.0

15. MASCULIN NIVEAU3 11-18 ans . SA_DA (individuels)

15.1. Résultats par équipes

	Equipe	Club							Total
1	Riorges	42--Olympique riorges gymnastique	38.3	28.3	35.8	35.8	34.8	30.6	203.6
2	Crolles	38--Gym et rythme crolles	37.8	14.4	33.7	34.9	34.4	27.9	183.1

15.2. Résultats individuels

	Gymnaste	Equipe	Anne e							Total
1	ARGAUD MATTHIEU	Riorges	2002	12.9	10.3	11.3	12.1	11.3	11.3	69.2
2	CLARET HUGO	Crolles	2002	12.9	7.1	11.3	11.2	12.3	10.8	65.6
3	BAGA LUDOVIC	Crolles	2003	12.5	6.7	11.7	11.9	11.0	8.4	62.2
4	BLANCHET JULIAN	Riorges	2003	9.4	10.5	9.3	11.3	11.4	10.0	61.9
5	CONSTANT VICTOR	Riorges	2002	12.3	7.0	9.6	11.4	12.0	9.3	61.6
6	NERI REYTCY	Riorges	2004	13.1	3.6	11.4	12.1	11.4	9.2	60.8
7	BICARD EDDIE	Riorges	2000	10.5	7.5	13.1	11.6	10.9	6.2	59.8
8	OLLIERIC MATTHIS	Crolles	2003	12.4	0.6	10.7	11.8	11.1	8.7	55.3