













Résultats de la compétition
Départementale filière nationale
L Isle d Abeau
26 et 27 janvier 2019

1. MASCULIN NIVEAU6 7-14 ans . SA_DA (individuels)

1.1. Résultats par équipes





| | Equipe | Club |  |  |  |  |  |  | Total |
|---|--------------------|---|---|---|---|---|---|---|-------|
| 1 | Jonage | 69--E.s.j gymnastique artistique | 40.3 | 33.8 | 39.7 | 41.5 | 40.5 | 40.8 | 236.6 |
| 2 | St Laurent du Pont | 38--La Cartusienne | 34.9 | 32.4 | 38.2 | 36.5 | 38.2 | 33.4 | 213.6 |
| 3 | Pont de Claix | 38--Pont de claix amicale gymnique | 35.9 | 29.3 | 38.6 | 35.8 | 40.1 | 32.4 | 212.1 |
| 4 | Loriol | 26--Groupe omnisports loriolais (gol) | 30.6 | 31.6 | 33.9 | 36.8 | 37.0 | 27.7 | 197.6 |
| 5 | Tullins | 38--La Vaillante de Tullins | 40.2 | 23.9 | 31.4 | 34.4 | 38.8 | 19.2 | 187.9 |

1.2. Résultats individuels





| | Gymnaste | Equipe | Anne e |  |  |  |  |  |  | Total |
|----|-------------------------------|--------------------|-----------|---|--|---|---|---|---|-------|
| 1 | BELDA DIEGO | Loriol | 2005 | 10.6 | 9.6 | 10.2 | 11.0 | 10.8 | 10.2 | 62.4 |
| 2 | AIMARD EVANN | St Laurent du Pont | 2005 | 10.6 | 10.0 | 10.4 | 9.9 | 10.7 | 8.7 | 60.3 |
| 3 | LABROSSE TOM | Jonage | 2007 | 10.4 | 8.6 | 9.8 | 10.8 | 10.2 | 10.3 | 60.1 |
| 4 | CHEVALIER DOS SANTOS ALAIN | Jonage | 2008 | 8.8 | 9.1 | 10.2 | 10.3 | 10.5 | 10.6 | 59.5 |
| 5 | CREPET GABRIEL | Jonage | 2009 | 10.8 | 7.1 | 9.8 | 10.4 | 10.2 | 10.6 | 58.9 |
| 6 | LAPERLE DORIAN | Pont de Claix | 2009 | 10.1 | 8.8 | 10.3 | 9.1 | 11.1 | 9.2 | 58.6 |
| 7 | RAPOSO LEANDRE | Jonage | 2010 | 8.5 | 8.9 | 9.9 | 9.7 | 9.6 | 8.7 | 55.3 |
| 8 | BOTET GAEL | Pont de Claix | 2006 | 9.9 | 6.9 | 9.6 | 8.8 | 9.9 | 8.8 | 53.9 |
| 9 | CHARLOT BASTIEN | Tullins | 2006 | 10.2 | 9.1 | 10.5 | 9.1 | 10.6 | 4.2 | 53.7 |
| 10 | ARBIA THOMAS | Jonage | 2007 | 10.3 | 7.2 | 7.0 | 10.0 | 9.2 | 9.3 | 53.0 |
| 11 | POUSSIN JEREMI | Pont de Claix | 2008 | 7.9 | 8.7 | 9.6 | 8.7 | 9.4 | 7.5 | 51.8 |
| 12 | MOREL VALENTIN | St Laurent du Pont | 2010 | 9.0 | 6.8 | 10.2 | 8.6 | 9.3 | 7.8 | 51.7 |
| 13 | MARTORELL JULES | Loriol | 2010 | 10.1 | 7.3 | 9.3 | 8.6 | 9.1 | 5.1 | 49.5 |
| 14 | CUTTAZ LUCAS | Tullins | 2008 | 9.9 | 6.9 | 7.2 | 8.5 | 9.7 | 5.9 | 48.1 |
| | SPADARI MORGAN | St Laurent du Pont | 2008 | 6.6 | 6.5 | 8.1 | 8.6 | 9.2 | 9.1 | 48.1 |
| 16 | BERMOND MIKA | Pont de Claix | 2005 | 8.0 | 4.9 | 9.1 | 9.2 | 9.7 | 6.9 | 47.8 |
| 17 | SCLABAS MALONE | St Laurent du Pont | 2008 | 6.8 | 9.1 | 9.5 | 9.1 | 8.2 | 5.0 | 47.7 |
| 18 | VENEL ELIOTT | Loriol | 2008 | 9.9 | 9.2 | 7.1 | 8.4 | 7.3 | 5.5 | 47.4 |
| 19 | HAMITOCHE ADIL | St Laurent du Pont | 2008 | 8.5 | 3.6 | 5.6 | 8.9 | 9.0 | 7.8 | 43.4 |
| 20 | CASTRO ESTEBAN | Tullins | 2009 | 8.7 | 2.3 | 6.7 | 7.6 | 8.8 | 6.9 | 41.0 |
| 21 | ALVES RIBEIRO SEBASTIEN | Tullins | 2010 | 9.9 | 4.5 | 7.0 | 8.3 | 8.9 | 2.2 | 40.8 |
| 22 | CASTRO MATEO | Tullins | 2010 | 10.2 | 3.4 | 4.9 | 8.5 | 9.6 | 2.2 | 38.8 |
| 23 | PION JULES | Loriol | 2011 | 0.0 | 5.5 | 7.3 | 8.8 | 9.8 | 6.9 | 38.3 |
| 24 | CROUZIER AUGUSTIN | Tullins | 2010 | 7.5 | 2.2 | 5.6 | 8.1 | 3.9 | 2.2 | 29.5 |
| 25 | MAGRANER LENI | Loriol | 2008 | 0.0 | 0.0 | 0.0 | 0.0 | 0.0 | 0.0 | 0.0 |
| | MARCHAND ENZO | Loriol | 2005 | 0.0 | 0.0 | 0.0 | 0.0 | 0.0 | 0.0 | 0.0 |
| | GIMENEZ THOMAS | Jonage | 2008 | 0.0 | 0.0 | 0.0 | 0.0 | 0.0 | 0.0 | 0.0 |
| | GAILDRAT TIMOTE | Pont de Claix | 2006 | 0.0 | 0.0 | 0.0 | 0.0 | 0.0 | 0.0 | 0.0 |
| | SOUGEY LARDIN MATHIS | St Laurent du Pont | 2008 | 0.0 | 0.0 | 0.0 | 0.0 | 0.0 | 0.0 | 0.0 |

2. FEMININ NIVEAU5 11-18 ans . SA_DA (individuels)

2.1. Résultats par équipes

| | Equipe | Club |  |  |  |  | Total |
|---|-------------------|---|--|---|---|---|-------|
| 1 | Echirolles | 38--Amicale laïque Echirolles gymnastique | 38.9 | 43.8 | 43.6 | 44.5 | 170.8 |
| 2 | Pont de Claix | 38--Pont de Claix amicale gymnique | 38.7 | 41.1 | 43.9 | 44.2 | 167.9 |
| 3 | Voreppe | 38--Vaillante de Voreppe | 39.2 | 35.5 | 41.0 | 44.2 | 159.9 |
| 4 | St Martin d hères | 38--ESSM Gymnastique | 38.0 | 40.8 | 39.7 | 40.2 | 158.7 |
| 5 | La Tour du Pin | 38--L'alerte gymnastique La Tour du Pin | 37.6 | 37.1 | 38.7 | 42.2 | 155.6 |
| 6 | Domène | 38--Etoile sportive Doménoise | 36.2 | 35.9 | 38.2 | 37.9 | 148.2 |
| 7 | Diémoz | 38--Gym Diémoise | 38.3 | 33.1 | 37.7 | 35.7 | 144.8 |





2.2. Résultats individuels

| | Gymnaste | Equipe | Annee |  |  |  |  | Total |
|----|-----------------------------|-------------------|-------|--|---|---|---|-------|
| 1 | POITOU LOUNA | Echirolles | 2003 | 9.9 | 11.0 | 10.8 | 11.6 | 43.3 |
| 2 | PETITJEAN LAEMLE BLANCHE | Pont de Claix | 2003 | 9.9 | 10.6 | 11.2 | 11.0 | 42.7 |
| 3 | CARRON LILIA | Echirolles | 2005 | 9.7 | 10.9 | 10.5 | 11.1 | 42.2 |
| | GUILLEMIN MATHILDE | Echirolles | 2002 | 9.8 | 11.5 | 9.5 | 11.4 | 42.2 |
| 5 | COLLIN CELIA | Pont de Claix | 2003 | 8.7 | 10.2 | 11.4 | 11.5 | 41.8 |
| 6 | DOUET PENELOPE | Voreppe | 2001 | 9.3 | 9.9 | 10.6 | 11.4 | 41.2 |
| 7 | GORDON LENA | Echirolles | 2007 | 9.5 | 10.1 | 11.2 | 10.2 | 41.0 |
| 8 | OTT MARIANNE | St Martin d hères | 2004 | 10.0 | 10.3 | 9.8 | 10.8 | 40.9 |
| 9 | VALLIN VICTORIA | Voreppe | 2004 | 10.7 | 9.6 | 9.8 | 10.6 | 40.7 |
| 10 | TAGUI NORA | St Martin d hères | 2003 | 9.3 | 11.4 | 10.3 | 9.6 | 40.6 |
| 11 | GIGNAC EMY JADE | Pont de Claix | 2007 | 9.9 | 8.6 | 10.9 | 11.1 | 40.5 |
| 12 | JUBAN PRESCILLIA | La Tour du Pin | 2004 | 9.8 | 9.7 | 10.2 | 10.5 | 40.2 |
| 13 | BIGILLON LEANE | Voreppe | 2006 | 10.0 | 8.4 | 10.2 | 11.2 | 39.8 |
| 14 | BERNARD LOANE | Pont de Claix | 2003 | 9.2 | 9.5 | 10.4 | 9.7 | 38.8 |
| 15 | BINDI CELIA | Domène | 2004 | 9.0 | 9.9 | 9.5 | 10.2 | 38.6 |
| | ROMAN FLORIANE | Echirolles | 2002 | 7.7 | 10.4 | 10.1 | 10.4 | 38.6 |
| 17 | JOUBERT LUCILE | Echirolles | 2006 | 9.3 | 9.2 | 11.1 | 8.9 | 38.5 |
| 18 | BAQUE CHARLOTTE | Voreppe | 2001 | 9.2 | 7.6 | 10.4 | 11.0 | 38.2 |
| 19 | KOHLER LENA | La Tour du Pin | 2005 | 9.1 | 9.4 | 8.9 | 10.7 | 38.1 |
| 20 | POUCHET TIFAINE | Diémoz | 2004 | 9.1 | 10.2 | 9.4 | 9.3 | 38.0 |
| 21 | SOLANS JULIE | Pont de Claix | 2003 | 9.7 | 10.8 | 9.3 | 8.0 | 37.8 |
| 22 | LICATA LUNA | St Martin d hères | 2001 | 9.4 | 9.8 | 10.1 | 8.4 | 37.7 |
| 23 | WEINBERG ILONA | Pont de Claix | 2002 | 8.1 | 9.2 | 9.6 | 10.6 | 37.5 |
| 24 | CASALI CLEO | Domène | 2002 | 9.2 | 7.2 | 10.0 | 10.3 | 36.7 |
| 25 | ANGELINI MILLA | La Tour du Pin | 2003 | 8.5 | 8.4 | 8.7 | 10.7 | 36.3 |
| | GABREL MARTA | St Martin d hères | 2004 | 9.3 | 6.8 | 9.5 | 10.7 | 36.3 |
| 27 | SZCZEPANIAK JUSTINE | La Tour du Pin | 2001 | 8.7 | 9.6 | 8.5 | 9.3 | 36.1 |
| | GOBRON MELINA | St Martin d hères | 2001 | 9.0 | 9.3 | 8.7 | 9.1 | 36.1 |
| 29 | VUILLEROD LALY | Diémoz | 2005 | 9.5 | 9.4 | 8.3 | 8.6 | 35.8 |
| 30 | GAUTHIER LOLA | Diémoz | 2003 | 9.9 | 6.9 | 11.0 | 7.7 | 35.5 |
| 31 | TARGHAOU CHIMENE | Voreppe | 2005 | 9.0 | 7.4 | 9.0 | 9.4 | 34.8 |





| | | | | | | | | |
|----|----------------------|-------------------|------|------|-----|------|------|------|
| 32 | JOURDAN LYSE | Domène | 2002 | 10.1 | 9.9 | 8.8 | 5.9 | 34.7 |
| 33 | CHARMET TESS | La Tour du Pin | 2018 | 9.7 | 4.1 | 10.2 | 10.3 | 34.3 |
| 34 | BOUHELIER MANON | La Tour du Pin | 2003 | 9.0 | 6.5 | 9.4 | 9.1 | 34.0 |
| 35 | REBILLARD ALINE | Domène | 2004 | 7.9 | 8.9 | 9.1 | 7.9 | 33.8 |
| 36 | SAHI SARA | Domène | 2002 | 7.8 | 5.7 | 9.6 | 9.2 | 32.3 |
| 37 | BONNAL CLEMENTINE | Diémoz | 2007 | 9.8 | 6.6 | 7.7 | 7.7 | 31.8 |
| 38 | DEPRE LUCIE | Domène | 2001 | 7.2 | 5.5 | 7.9 | 8.2 | 28.8 |
| 39 | MAGNAT CAMILLE | Diémoz | 2002 | 8.7 | 0.6 | 9.0 | 10.1 | 28.4 |
| 40 | LENCZIKI RISO FLAVIE | Diémoz | 2003 | 0.0 | 0.0 | 0.0 | 7.3 | 7.3 |
| 41 | GUILLAUME VALENTINE | St Martin d hères | 2004 | 0.0 | 0.0 | 0.0 | 0.0 | 0.0 |

3. FEMININ NIVEAU6 11-15 ans . SA_DA (individuels)

3.1. Résultats par équipes

| | Equipe | Club |  |  |  |  | Total |
|----|--------------------|---|--|---|---|---|-------|
| 1 | Meylan | 38--ASPA Meylan | 40.4 | 45.6 | 40.6 | 44.1 | 170.7 |
| 2 | St Martin d Hères | 38--ESSM Gymnastique | 39.2 | 44.0 | 43.5 | 43.5 | 170.2 |
| 3 | Rhodia club | 38--Rhodia-Club Gymnastique | 40.0 | 42.5 | 40.2 | 42.3 | 165.0 |
| 4 | Pont de Beauvoisin | 38--La Sentinelle | 40.8 | 42.0 | 38.8 | 40.1 | 161.7 |
| 5 | La Tour du Pin | 38--L'alerte gymnastique La Tour du Pin | 41.7 | 39.5 | 38.2 | 41.6 | 161.0 |
| 6 | Pont de Claix 2 | 38--Pont de Claix amicale gymnique | 40.8 | 39.1 | 39.1 | 40.4 | 159.4 |
| 7 | Voreppe | 38--Vaillante de Voreppe | 37.9 | 35.7 | 41.1 | 40.7 | 155.4 |
| 8 | Pont de Claix 1 | 38--Pont de Claix amicale gymnique | 36.0 | 36.9 | 35.7 | 40.2 | 148.8 |
| 9 | Seyssins | 38--CGT de Seyssins | 37.9 | 32.9 | 36.3 | 34.5 | 141.6 |
| 10 | Vinay | 38--Gym club de Vinay | 37.8 | 34.8 | 33.0 | 35.1 | 140.7 |
| 11 | Nivolas Vermelle | 38--Nivolas ALEP espoir gymnique | 34.5 | 33.3 | 34.4 | 35.0 | 137.2 |
| 12 | Tullins | 38--La Vaillante de Tullins | 32.1 | 30.5 | 32.0 | 28.8 | 123.4 |





3.2. Résultats individuels

| | Gymnaste | Equipe | Annee |  |  |  |  | Total |
|----|---------------------------|--------------------|-------|--|---|---|---|-------|
| 1 | REYNIER DIT PRAT ELEA | Meylan | 2006 | 10.4 | 11.8 | 10.1 | 11.1 | 43.4 |
| 2 | ANIEL CAMILLE | Meylan | 2006 | 10.3 | 11.6 | 10.6 | 10.8 | 43.3 |
| 3 | KRASS LISA | La Tour du Pin | 2006 | 10.8 | 11.2 | 9.9 | 10.7 | 42.6 |
| 4 | DUVAL JEANNE | St Martin d Hères | 2006 | 10.0 | 10.4 | 10.8 | 11.2 | 42.4 |
| | ZIAT SARA | St Martin d Hères | 2006 | 9.5 | 10.8 | 11.2 | 10.9 | 42.4 |
| 6 | FASCICOLO ILENA | St Martin d Hères | 2006 | 9.5 | 10.7 | 11.0 | 11.0 | 42.2 |
| 7 | DIOGO JUSTINE | Rhodia club | 2005 | 9.7 | 11.2 | 10.5 | 10.3 | 41.7 |
| 8 | MERMILLOT BLONDIN INES | Meylan | 2007 | 9.7 | 11.0 | 9.6 | 11.3 | 41.6 |
| 9 | LIARTE NOEMIE | Rhodia club | 2006 | 10.3 | 10.6 | 9.3 | 11.2 | 41.4 |
| | MANALLAH MAISSANE | Pont de Claix 2 | 2006 | 10.2 | 10.6 | 10.3 | 10.3 | 41.4 |
| 11 | PROFETA MELINA | Voreppe | 2006 | 10.2 | 10.5 | 10.2 | 10.4 | 41.3 |
| 12 | GILLOTIN LOUANE | St Martin d Hères | 2006 | 9.8 | 10.7 | 10.5 | 10.0 | 41.0 |
| 13 | BALLY CLEA | Meylan | 2007 | 9.7 | 10.1 | 10.1 | 10.9 | 40.8 |
| | DI MAURO MAENA | Pont de Beauvoisin | 2006 | 10.9 | 10.6 | 10.6 | 8.7 | 40.8 |
| 15 | DANJOUX MELOE | La Tour du Pin | 2006 | 9.9 | 10.4 | 9.6 | 10.7 | 40.6 |
| 16 | METAY EGLANTINE | Rhodia club | 2005 | 9.3 | 10.3 | 10.7 | 10.2 | 40.5 |
| | JARGOT GUILLAUD HELENA | Pont de Beauvoisin | 2007 | 10.4 | 10.3 | 9.8 | 10.0 | 40.5 |
| 18 | POIMBOEUF LOU | Meylan | 2007 | 9.6 | 10.8 | 9.8 | 10.2 | 40.4 |
| | GUERBAA RANIA | St Martin d Hères | 2007 | 9.9 | 11.3 | 8.8 | 10.4 | 40.4 |
| 20 | PLOTEAU SIDONIE | St Martin d Hères | 2006 | 9.2 | 11.2 | 9.5 | 10.3 | 40.2 |
| | FICARELLI ANGELA | Voreppe | 2005 | 9.4 | 10.1 | 10.3 | 10.4 | 40.2 |
| 22 | CHELAGHA ANIA * | Rhodia club | 2004 | 9.7 | 9.8 | 10.0 | 10.6 | 40.1 |
| 23 | ROCHE VICTORIA | Rhodia club | 2005 | 9.9 | 10.3 | 9.3 | 10.4 | 39.9 |
| 24 | DABIR OCEANE | Pont de Claix 2 | 2006 | 10.4 | 8.6 | 10.8 | 9.7 | 39.5 |





| | | | | | | | | |
|----|----------------------------|--------------------|------|------|------|------|------|------|
| 25 | PLOTTIN LEONIE | Meylan | 2007 | 10.0 | 11.2 | 8.6 | 9.5 | 39.3 |
| 26 | JACQUES CLEMENCE | Rhodia club | 2004 | 8.9 | 10.1 | 9.7 | 10.4 | 39.1 |
| 27 | LEDAC ROXANE * | Meylan (indiv) | 2006 | 9.9 | 10.9 | 10.3 | 7.9 | 39.0 |
| 28 | DA COSTA MATHILDE | Rhodia club | 2006 | 10.1 | 10.4 | 9.3 | 9.1 | 38.9 |
| | FAURE JULIETTE | Pont de Claix 2 | 2006 | 10.5 | 10.0 | 8.4 | 10.0 | 38.9 |
| 30 | GANDON MAELYS | Pont de Beauvoisin | 2006 | 10.0 | 9.9 | 9.2 | 9.3 | 38.4 |
| 31 | ANDROLETY GWENAELE | Pont de Claix 1 | 2005 | 8.1 | 9.4 | 10.7 | 10.0 | 38.2 |
| 32 | AUVERGNE JUSTINE | Voreppe | 2005 | 8.8 | 8.9 | 10.3 | 10.1 | 38.1 |
| 33 | JACQUINOT LUCILLE | Pont de Beauvoisin | 2007 | 9.5 | 9.0 | 9.2 | 10.2 | 37.9 |
| 34 | POURCHI ROMANE | Pont de Claix 2 | 2006 | 9.7 | 9.8 | 7.8 | 10.4 | 37.7 |
| 35 | SEVEN BILGE | Nivolas Vermelle | 2004 | 8.0 | 11.2 | 7.8 | 10.6 | 37.6 |
| | PAVIET THEA | Pont de Beauvoisin | 2006 | 8.7 | 10.0 | 9.1 | 9.8 | 37.6 |
| 37 | FERREIRO CLARA | La Tour du Pin | 2006 | 10.5 | 11.3 | 6.2 | 9.3 | 37.3 |
| 38 | NICAISE LUCILE | Pont de Claix 1 | 2004 | 8.9 | 10.5 | 7.3 | 10.2 | 36.9 |
| 39 | FOUCHER ORLINE | Seyssins | 2004 | 9.8 | 8.4 | 9.8 | 8.6 | 36.6 |
| 40 | GRANJON ELEA | Vinay | 2007 | 10.2 | 9.1 | 7.3 | 9.7 | 36.3 |
| 41 | GROS CYRIELLE | Pont de Beauvoisin | 2006 | 9.1 | 11.1 | 5.9 | 10.1 | 36.2 |
| 42 | CHARET LILOU | La Tour du Pin | 2007 | 9.1 | 6.5 | 10.1 | 10.3 | 36.0 |
| 43 | BIESSY CORDILLAT JULIE | Seyssins | 2005 | 9.2 | 8.6 | 8.6 | 9.4 | 35.8 |
| | MARINI SARAH | Voreppe | 2003 | 9.5 | 6.2 | 10.3 | 9.8 | 35.8 |
| 45 | ROUCHOUSE LEANE | Pont de Claix 1 | 2007 | 8.1 | 10.0 | 8.3 | 9.3 | 35.7 |
| 46 | BRIANCON LAURINE | La Tour du Pin | 2007 | 10.5 | 6.6 | 8.6 | 9.9 | 35.6 |
| 47 | LEFORESTIER CAMILLE | Pont de Claix 2 | 2006 | 9.4 | 8.7 | 9.6 | 7.2 | 34.9 |
| 48 | PERROT MARIE | Nivolas Vermelle | 2003 | 8.4 | 7.4 | 10.1 | 8.9 | 34.8 |
| | THOMAS MAELLE | Vinay | 2006 | 9.2 | 9.2 | 8.0 | 8.4 | 34.8 |
| 50 | FIORILLO PERINE | Tullins | 2005 | 8.2 | 9.0 | 8.9 | 8.5 | 34.6 |
| | MOUSSAOUI JOLY MAHILA | Vinay | 2007 | 9.3 | 8.3 | 9.5 | 7.5 | 34.6 |
| 52 | MATRAY ALIZEE | Pont de Claix 2 | 2006 | 9.4 | 8.3 | 8.4 | 8.1 | 34.2 |
| 53 | MARTINET NINA | Pont de Claix 1 | 2005 | 9.9 | 4.3 | 9.4 | 10.4 | 34.0 |
| 54 | MILLE WEIHUFF CHARLOTTE | Seyssins | 2004 | 9.6 | 6.4 | 9.1 | 8.6 | 33.7 |
| 55 | DUPONT MARIE | Seyssins | 2006 | 9.3 | 7.5 | 8.8 | 7.4 | 33.0 |
| 56 | DJERBI INES | Seyssins | 2004 | 8.3 | 8.4 | 8.3 | 7.9 | 32.9 |
| 57 | BAUDEUF CHLOE | Pont de Claix 1 | 2005 | 9.1 | 7.0 | 7.0 | 9.6 | 32.7 |
| 58 | CLAVEL ELEA | Nivolas Vermelle | 2004 | 9.3 | 7.3 | 7.4 | 8.6 | 32.6 |
| | TYRAS LANA | Vinay | 2006 | 9.1 | 6.5 | 7.5 | 9.5 | 32.6 |
| 60 | ARNAL MARION | Nivolas Vermelle | 2005 | 8.8 | 7.4 | 9.1 | 6.9 | 32.2 |
| 61 | FERLUC CLEMENCE | Vinay | 2007 | 7.4 | 8.2 | 8.0 | 7.5 | 31.1 |
| 62 | ROLLAND LEANNE | Tullins | 2006 | 8.4 | 8.1 | 8.9 | 5.0 | 30.4 |
| 63 | GIACOMETTI JULIA | Tullins | 2007 | 7.6 | 6.0 | 8.7 | 7.1 | 29.4 |
| 64 | CLEMENT MAELI | Tullins | 2007 | 7.9 | 7.4 | 5.5 | 8.2 | 29.0 |
| 65 | ISOARD FAUSTINE | Vinay | 2006 | 8.2 | 7.0 | 6.8 | 6.5 | 28.5 |
| 66 | VEDIE AMBRE | La Tour du Pin | 2006 | 0.0 | 0.0 | 0.0 | 0.0 | 0.0 |
| | PENDUCCIO LOLA | Nivolas Vermelle | 2005 | 0.0 | 0.0 | 0.0 | 0.0 | 0.0 |
| | SEMANAS PAULINE | Nivolas Vermelle | 2007 | 0.0 | 0.0 | 0.0 | 0.0 | 0.0 |
| | TRAPAND MAELYS | Pont de Claix 1 | 2005 | 0.0 | 0.0 | 0.0 | 0.0 | 0.0 |
| | BANDEIRA ERIN | Tullins | 2006 | 0.0 | 0.0 | 0.0 | 0.0 | 0.0 |

4. FEMININ NIVEAU7 11 + . SA_DA (individuels)

4.1. Résultats par équipes

| | Equipe | Club |  |  |  |  | Total |
|---|------------------|---|--|---|---|---|-------|
| 1 | La Tour du Pin 2 | 38--L'alerte gymnastique La Tour du Pin | 42.9 | 38.4 | 38.5 | 40.3 | 160.1 |
| 2 | Sablons | 38--Sablons | 38.8 | 40.2 | 37.9 | 40.9 | 157.8 |
| 3 | Seyssins | 38--CGT de Seyssins | 39.8 | 36.6 | 39.9 | 40.9 | 157.2 |
| 4 | La Tour du Pin 1 | 38--L'alerte gymnastique La Tour du Pin | 38.4 | 39.4 | 38.5 | 40.3 | 156.6 |
| 5 | Moirans | 38--Club gym Moirannais | 39.5 | 37.3 | 38.4 | 39.8 | 155.0 |
| 6 | Voreppe | 38--Vaillante de Voreppe | 39.0 | 36.6 | 37.9 | 38.0 | 151.5 |
| 7 | Bourgoin-Jallieu | 38--La Jeune France de Bourgoin-Jallieu | 39.9 | 30.9 | 38.0 | 38.8 | 147.6 |
| 8 | Domène | 38--Etoile sportive Doménoise | 37.3 | 29.3 | 36.5 | 39.5 | 142.6 |





4.2. Résultats individuels

| | Gymnaste | Equipe | Annee |  |  |  |  | Total |
|----|-----------------------|------------------|-------|---|--|--|--|-------|
| 1 | GUILLET LISA | La Tour du Pin 2 | 2005 | 11.1 | 9.5 | 9.6 | 10.2 | 40.4 |
| 2 | ADIGERY AMBRE | Moirans | 2006 | 10.3 | 9.8 | 9.9 | 10.3 | 40.3 |
| 3 | CHUZEVILLE CLARA | La Tour du Pin 2 | 2005 | 10.9 | 10.0 | 9.3 | 9.9 | 40.1 |
| | VALLET CHLOE | Sablons | 2005 | 9.4 | 10.3 | 9.7 | 10.7 | 40.1 |
| 5 | TARDIVEL CAMILLE | Seyssins | 2006 | 9.8 | 10.2 | 9.4 | 10.6 | 40.0 |
| 6 | GRANGIER LI ANNA | La Tour du Pin 2 | 2005 | 10.2 | 9.3 | 9.9 | 10.3 | 39.7 |
| 7 | MONTAILLARD LAURA | Seyssins | 2007 | 10.3 | 9.3 | 10.1 | 9.9 | 39.6 |
| 8 | DAHIA M BARKA | La Tour du Pin 1 | 2005 | 9.6 | 10.0 | 9.7 | 10.2 | 39.5 |
| 9 | MANOUVRIER CLARA | Sablons | 2005 | 9.5 | 10.0 | 9.5 | 10.4 | 39.4 |
| 10 | COLIN AURELIE | Moirans | 2003 | 10.2 | 9.2 | 9.6 | 10.1 | 39.1 |
| 11 | PORTERET EMMA | La Tour du Pin 2 | 2005 | 9.9 | 9.6 | 9.6 | 9.9 | 39.0 |
| | RAVINEL EVA | Sablons | 2007 | 10.4 | 9.3 | 9.4 | 9.9 | 39.0 |
| 13 | AUDARD ANAELLE | La Tour du Pin 1 | 2005 | 9.6 | 9.7 | 9.4 | 10.2 | 38.9 |
| | BELLEMIN VICTOIRE | Seyssins | 2007 | 9.9 | 8.6 | 10.0 | 10.4 | 38.9 |
| 15 | KROUK LINA | Moirans | 2005 | 9.7 | 9.8 | 10.0 | 8.7 | 38.2 |
| 16 | MUNOZ LOU ANNE | La Tour du Pin 1 | 2004 | 9.6 | 8.9 | 9.5 | 10.1 | 38.1 |
| | PETRAU KELYA | La Tour du Pin 2 | 2005 | 10.0 | 9.3 | 9.3 | 9.5 | 38.1 |
| | LE CARNEC FANNY | Bourgoin-Jallieu | 2007 | 9.6 | 9.0 | 9.2 | 10.3 | 38.1 |
| 19 | PUISAIS MARION | Voreppe | 2004 | 9.5 | 9.0 | 9.3 | 10.2 | 38.0 |
| 20 | CARCIONE TIFENE | Voreppe | 2006 | 9.6 | 9.4 | 9.7 | 9.2 | 37.9 |
| 21 | ELSEN CAMILA | Seyssins | 2007 | 9.6 | 8.5 | 10.0 | 9.6 | 37.7 |
| 22 | ROUAG LAUDON EMMA | Bourgoin-Jallieu | 2007 | 10.5 | 8.2 | 9.3 | 9.5 | 37.5 |
| 23 | HOUTI PASQUIER AMELLE | Voreppe | 2007 | 10.6 | 7.8 | 9.5 | 9.5 | 37.4 |
| | BLANC CHLOE | Sablons | 2004 | 8.6 | 10.1 | 9.1 | 9.6 | 37.4 |
| 25 | DUPRAT JULIE | La Tour du Pin 1 | 2005 | 9.6 | 10.4 | 8.6 | 8.7 | 37.3 |
| 26 | ELSEN MANUELA | Seyssins | 2006 | 9.5 | 7.9 | 9.8 | 10.0 | 37.2 |
| | BONALDI MELISSA | Sablons | 2007 | 9.5 | 9.8 | 8.2 | 9.7 | 37.2 |
| 28 | TROCME GALIE | Seyssins | 2006 | 9.8 | 7.6 | 9.8 | 9.9 | 37.1 |
| | COSTE NOELIE | Sablons | 2004 | 8.8 | 9.1 | 9.3 | 9.9 | 37.1 |
| 30 | BERTRAND CAMILLE | La Tour du Pin 1 | 2005 | 9.3 | 9.3 | 9.9 | 8.4 | 36.9 |





| | | | | | | | | |
|----|----------------------------|------------------|------|------|-----|-----|------|------|
| 31 | NOURAI LEINA | Domène | 2006 | 9.4 | 7.3 | 9.6 | 10.5 | 36.8 |
| 32 | LAURENT CHLOE | La Tour du Pin 2 | 2004 | 10.7 | 7.5 | 9.4 | 9.1 | 36.7 |
| 33 | VERNEY LISA | Voreppe | 2007 | 8.4 | 9.9 | 9.4 | 8.8 | 36.5 |
| 34 | RUIZ LAURA | Moirans | 2001 | 9.3 | 8.5 | 8.7 | 9.6 | 36.1 |
| 35 | HEMMEN LOU AMBRE | Moirans | 2007 | 9.1 | 8.1 | 8.9 | 9.8 | 35.9 |
| 36 | BEAUVALET LOU | Domène | 2007 | 8.8 | 8.1 | 9.0 | 9.8 | 35.7 |
| 37 | MOREL VICKY | La Tour du Pin 1 | 2001 | 9.4 | 7.1 | 9.3 | 9.8 | 35.6 |
| 38 | GOMEZ LEA | Bourgoin-Jallieu | 2001 | 10.0 | 6.5 | 9.1 | 9.5 | 35.1 |
| 39 | CAULIER ELSA | Voreppe | 2005 | 9.3 | 7.8 | 8.8 | 9.1 | 35.0 |
| 40 | DESFAYES ROMY | Bourgoin-Jallieu | 2001 | 9.5 | 6.9 | 9.6 | 8.8 | 34.8 |
| 41 | MOSSOT CHARLIER SASHA | Voreppe | 2007 | 8.5 | 8.3 | 9.2 | 8.6 | 34.6 |
| 42 | AZNAR PAULINE | Bourgoin-Jallieu | 2006 | 9.4 | 6.8 | 9.1 | 8.8 | 34.1 |
| 43 | VIALLET MARYLOU | Domène | 2007 | 9.4 | 7.0 | 8.0 | 9.5 | 33.9 |
| 44 | MATENCIO ZOÉ | Domène | 2006 | 9.3 | 5.0 | 8.9 | 9.7 | 32.9 |
| 45 | GERBAUX--MICHEL MAÏALEN | Domène | 2006 | 9.2 | 6.9 | 6.7 | 9.0 | 31.8 |
| 46 | MOHAMED BEN ALI NAYLA | Domène | 2007 | 8.8 | 5.0 | 9.0 | 8.9 | 31.7 |
| 47 | FAVRE LEANE | Bourgoin-Jallieu | 2005 | 9.8 | 1.4 | 9.9 | 9.5 | 30.6 |
| 48 | LENOIR CLARA * | La Tour du Pin | 2006 | 0.0 | 0.0 | 0.0 | 0.0 | 0.0 |

5. FEMININ NIVEAU8 11 + . SA_DA (individuels)

5.1. Résultats par équipes





| | Equipe | Club |  |  |  |  | Total |
|---|-----------------|--|--|---|---|---|-------|
| 1 | Pont de Claix 2 | 38--Pont de Claix amicale gymnique | 39.6 | 37.3 | 37.7 | 40.2 | 154.8 |
| 2 | Meylan | 38--ASPA Meylan | 35.8 | 39.0 | 37.5 | 39.7 | 152.0 |
| 3 | Seyssins | 38--CGT de Seyssins | 36.2 | 37.9 | 37.0 | 38.7 | 149.8 |
| 4 | Sablons | 38--Sablons | 37.7 | 36.5 | 36.6 | 37.2 | 148.0 |
| 5 | Echirolles | 38--Amicale laïque echirolles gymnastique | 34.8 | 37.1 | 37.1 | 36.7 | 145.7 |
| 6 | Pont de Claix 1 | 38--Pont de Claix amicale gymnique | 26.7 | 22.3 | 26.6 | 20.9 | 96.5 |

5.2. Résultats individuels





| | Gymnaste | Equipe | Annee |  |  |  |  | Total |
|----|--------------------------------|-----------------|-------|--|---|---|---|-------|
| 1 | DUBOISSE AMBRE | Pont de Claix 2 | 2006 | 10.2 | 9.9 | 9.3 | 10.0 | 39.4 |
| 2 | SPY JULIE | Meylan | 2007 | 9.7 | 9.7 | 9.3 | 10.0 | 38.7 |
| 3 | DE LAURENTIS MAE | Seyssins | 2007 | 9.5 | 9.3 | 9.7 | 10.0 | 38.5 |
| 4 | CHAZARENC CALI | Echirolles | 2007 | 9.2 | 9.7 | 9.6 | 9.9 | 38.4 |
| | CHILTON AMELIE | Pont de Claix 2 | 2004 | 10.5 | 9.2 | 9.4 | 9.3 | 38.4 |
| 6 | BERTHE ENCINAS SARAH | Pont de Claix 2 | 2007 | 8.9 | 9.2 | 9.8 | 10.4 | 38.3 |
| 7 | RAFFIN LISON | Meylan | 2007 | 8.7 | 9.7 | 9.4 | 9.9 | 37.7 |
| | HOSTALIER CLARA | Pont de Claix 2 | 2006 | 9.6 | 9.0 | 9.2 | 9.9 | 37.7 |
| 9 | GRAIL NOEMIE | Sablons | 2000 | 9.6 | 8.7 | 9.5 | 9.8 | 37.6 |
| 10 | NOUAILLE HUSTACHE VALENTINE | Seyssins | 2007 | 9.0 | 9.3 | 9.3 | 9.8 | 37.4 |
| 11 | MAURIES ROXANE | Meylan | 2007 | 9.1 | 9.6 | 8.9 | 9.7 | 37.3 |
| 12 | LAUTIER MAELLE | Pont de Claix 2 | 2006 | 9.3 | 9.0 | 9.0 | 9.9 | 37.2 |
| 13 | VINCENT LOU CHARLOTTE | Meylan | 2007 | 8.3 | 10.0 | 8.8 | 10.0 | 37.1 |
| 14 | SOUTEYRAT NOELIE | Sablons | 2007 | 8.9 | 9.3 | 9.1 | 9.2 | 36.5 |
| 15 | DESROCHES ALEXIA | Seyssins | 2007 | 8.0 | 9.5 | 8.8 | 10.1 | 36.4 |
| 16 | CHERRAK MAIWENN | Sablons | 2004 | 9.4 | 8.2 | 9.3 | 9.4 | 36.3 |
| 17 | LASNE EMMA | Sablons | 2002 | 9.2 | 9.3 | 8.7 | 8.8 | 36.0 |
| 18 | JAZI CELIA | Echirolles | 2007 | 8.4 | 8.8 | 8.8 | 9.9 | 35.9 |
| 19 | BURST CLARA | Meylan | 2007 | 8.3 | 8.5 | 9.1 | 9.8 | 35.7 |
| 20 | GLEIZES JULYANE | Pont de Claix 1 | 2001 | 9.4 | 8.0 | 9.2 | 8.8 | 35.4 |
| 21 | TUNGAVO OLIVIA | Echirolles | 2005 | 8.6 | 9.1 | 9.7 | 7.9 | 35.3 |
| | THOMAS ROMANE | Seyssins | 2007 | 8.7 | 8.6 | 9.2 | 8.8 | 35.3 |
| 23 | ATIF AYA | Meylan | 2007 | 8.1 | 7.9 | 9.7 | 9.5 | 35.2 |
| 24 | VESCOVI JULIA | Seyssins | 2007 | 9.0 | 9.8 | 8.3 | 7.8 | 34.9 |
| 25 | GIBERT EMMY | Sablons | 2006 | 9.5 | 9.2 | 8.5 | 7.4 | 34.6 |
| 26 | VIGNE FANNY | Echirolles | 2007 | 8.6 | 7.2 | 9.0 | 9.0 | 33.8 |
| 27 | COLELLA MAELYS | Seyssins | 2007 | 8.4 | 8.1 | 8.5 | 8.7 | 33.7 |
| 28 | GRETZ FLAVIE | Pont de Claix 1 | 2004 | 8.6 | 8.5 | 8.3 | 6.2 | 31.6 |
| 29 | BOUGOURZI JUSTINE | Echirolles | 2006 | 8.1 | 9.5 | 6.5 | 6.8 | 30.9 |
| 30 | BONTHOUX CELYA | Pont de Claix 1 | 2007 | 8.7 | 5.8 | 9.1 | 5.9 | 29.5 |
| 31 | PORTE LOUANE | Echirolles | 2007 | 0.0 | 7.8 | 8.3 | 7.9 | 24.0 |
| 32 | SCARINGELLA NAOMY | Pont de Claix 1 | 2003 | 0.0 | 0.0 | 0.0 | 0.0 | 0.0 |
| | TROIA CHIARA | Pont de Claix 1 | 2004 | 0.0 | 0.0 | 0.0 | 0.0 | 0.0 |
| | WINCKEL LILOU | Sablons | 2007 | 0.0 | 0.0 | 0.0 | 0.0 | 0.0 |

6. FEMININ NIVEAU4 11-15 ans . SA_DA (individuels)

6.1. Résultats par équipes





| | Equipe | Club |  |  |  |  | Total |
|---|-------------------|-------------------------------------|--|---|---|---|-------|
| 1 | Crolles | 38--Gym et rythme Crolles | 31.7 | 36.8 | 34.8 | 36.6 | 139.9 |
| 2 | St Martin d Hères | 38--ESSM gymnastique | 32.7 | 35.9 | 34.6 | 36.6 | 139.8 |
| | Rhodia club | 38--Rhodia-Club Gymnastique | 32.2 | 35.9 | 35.6 | 36.1 | 139.8 |
| 4 | Jonage | 69--E.S.J gymnastique artistique | 32.0 | 34.8 | 34.3 | 35.9 | 137.0 |

6.2. Résultats individuels





| | Gymnaste | Equipe | Annee |  |  |  |  | Total |
|----|---------------------------|-------------------|-------|--|---|---|---|-------|
| 1 | AMRAOUI JADE | St Martin d Hères | 2006 | 10.9 | 12.2 | 12.5 | 12.4 | 48.0 |
| 2 | JACQUES VALENTINE | Rhodia club | 2006 | 11.0 | 12.6 | 11.7 | 12.1 | 47.4 |
| 3 | SAUNIER SOLENE | Rhodia club | 2006 | 10.8 | 12.1 | 12.1 | 12.2 | 47.2 |
| 4 | RAVIER ALYSSA | Crolles | 2005 | 10.4 | 12.4 | 11.4 | 12.0 | 46.2 |
| | MARTIN EVA | St Martin d Hères | 2004 | 11.0 | 11.8 | 11.2 | 12.2 | 46.2 |
| 6 | PERRIN COLINE | Jonage | 2004 | 10.5 | 11.8 | 11.7 | 12.0 | 46.0 |
| 7 | LEPELLETIER PERRINE | Crolles | 2003 | 9.9 | 12.4 | 11.6 | 11.9 | 45.8 |
| 8 | RICOU LOU ANN | Jonage | 2005 | 11.0 | 11.3 | 10.9 | 12.1 | 45.3 |
| 9 | DRIDI RANIA | Jonage | 2005 | 10.5 | 11.7 | 11.7 | 11.1 | 45.0 |
| 10 | STRIPPOLI NINA | Crolles | 2004 | 10.6 | 12.0 | 11.8 | 10.2 | 44.6 |
| | JANIN SAFIA | St Martin d Hères | 2006 | 10.8 | 11.9 | 9.9 | 12.0 | 44.6 |
| 12 | BLASSIAU JULIE | Crolles | 2004 | 10.7 | 11.9 | 8.2 | 12.3 | 43.1 |
| 13 | QUIBLIER LAURA | Rhodia club | 2007 | 9.7 | 11.2 | 11.8 | 9.8 | 42.5 |
| 14 | GOUTTE TYFFANIE | Rhodia club | 2005 | 10.4 | 9.1 | 11.0 | 11.8 | 42.3 |
| 15 | GUIRAL MADIGANE | Crolles | 2003 | 10.3 | 10.0 | 9.0 | 12.3 | 41.6 |
| 16 | GRECO JOANNA | Jonage | 2004 | 8.5 | 9.7 | 9.7 | 11.8 | 39.7 |
| 17 | GOUTAGNEUX SALOME | Rhodia club | 2004 | 10.1 | 10.1 | 8.8 | 9.6 | 38.6 |
| 18 | PRESTAUX PAULINE | St Martin d Hères | 2003 | 10.0 | 7.7 | 9.8 | 10.5 | 38.0 |
| 19 | ROUSSET FAVIER JUSTINE | St Martin d Hères | 2003 | 0.0 | 7.6 | 10.9 | 11.3 | 29.8 |
| 20 | CUGNO JULIE | Jonage | 2005 | 0.0 | 0.0 | 0.0 | 0.0 | 0.0 |

7. FEMININ NIVEAU4 11-18 ans . SA_DA (individuels)

7.1. Résultats par équipes

| | Equipe | Club |  |  |  |  | Total |
|---|--------------------|-------------------------------------|--|---|---|---|-------|
| 1 | Rhodia club | 38--Rhodia-Club Gymnastique | 32.4 | 36.3 | 34.7 | 37.4 | 140.8 |
| 2 | Nivolas Vermelle 1 | 38--Nivolas ALEP espoir gymnique | 33.2 | 35.1 | 35.3 | 36.8 | 140.4 |
| 3 | Nivolas Vermelle 2 | 38--Nivolas ALEP espoir gymnique | 31.2 | 34.5 | 34.3 | 34.6 | 134.6 |
| 4 | Tullins | 38--La Vaillante de Tullins | 29.5 | 25.9 | 28.7 | 31.4 | 115.5 |

7.2. Résultats individuels





| | Gymnaste | Equipe | Annee |  |  |  |  | Total |
|----|----------------------------|--------------------|-------|--|---|---|---|-------|
| 1 | GLASSON OCEANE | Nivolas Vermelle 1 | 2004 | 11.5 | 11.8 | 12.4 | 12.4 | 48.1 |
| 2 | HERBAUT ELISA | Rhodia club | 2004 | 10.8 | 12.0 | 11.4 | 12.7 | 46.9 |
| 3 | MENNELLA LUCIE | Rhodia club | 2003 | 10.8 | 12.2 | 11.2 | 12.4 | 46.6 |
| 4 | NEMOZ AMBRE | Rhodia club | 2002 | 10.8 | 12.1 | 11.3 | 12.3 | 46.5 |
| 5 | COURTOIS LUCIE | Nivolas Vermelle 1 | 2002 | 11.3 | 11.0 | 12.0 | 12.0 | 46.3 |
| 6 | KOHLER ENOLA | Nivolas Vermelle 2 | 2003 | 10.6 | 10.4 | 12.2 | 11.7 | 44.9 |
| 7 | REYPIN LEONIE | Nivolas Vermelle 1 | 2002 | 10.3 | 12.3 | 9.2 | 12.4 | 44.2 |
| 8 | GOMES DOS SANTOS MAELYS | Nivolas Vermelle 2 | 2003 | 9.9 | 11.0 | 11.1 | 11.3 | 43.3 |
| 9 | JAILLOT AMELIE | Nivolas Vermelle 2 | 2004 | 9.5 | 11.3 | 11.0 | 10.7 | 42.5 |
| 10 | DADOUNE SOFIA | Nivolas Vermelle 1 | 2001 | 10.4 | 8.8 | 10.9 | 11.6 | 41.7 |
| 11 | VINAI JULIETTE | Tullins | 2005 | 9.4 | 9.0 | 10.0 | 10.6 | 39.0 |
| 12 | JEAN MELINA | Tullins | 2004 | 10.0 | 6.5 | 10.9 | 11.1 | 38.5 |
| 13 | MORI AUXANE | Tullins | 2003 | 10.0 | 10.4 | 7.8 | 9.7 | 37.9 |
| 14 | PELLET CANDICE | Nivolas Vermelle 2 | 2002 | 10.7 | 11.5 | 10.4 | 0.0 | 32.6 |
| 15 | GALIFET COLINE | Nivolas Vermelle 2 | 2001 | 0.0 | 11.7 | 8.3 | 11.6 | 31.6 |
| 16 | BAROUX MANON | Rhodia club | 2004 | 0.0 | 11.6 | 12.0 | 5.8 | 29.4 |
| 17 | MASIA LEA | Tullins | 2000 | 9.5 | 1.6 | 6.5 | 9.4 | 27.0 |
| 18 | GANJEAN ELISE | Nivolas Vermelle 1 | 2002 | 0.0 | 0.0 | 0.0 | 0.0 | 0.0 |

8. FEMININ NIVEAU4 11 + . SA_DA (individuels)

8.1. Résultats par équipes





| | Equipe | Club |  |  |  |  | Total |
|---|----------------|---|--|---|---|---|-------|
| 1 | Jonage | 69--E.S.J gymnastique artistique | 32.3 | 38.3 | 34.5 | 36.9 | 142.0 |
| 2 | L'Isle d'Abeau | 38--La gym d'Abeau | 33.2 | 36.3 | 35.4 | 36.8 | 141.7 |
| 3 | La Tour du Pin | 38--L'alerte gymnastique La Tour du Pin | 30.9 | 37.8 | 34.4 | 35.4 | 138.5 |
| 4 | Domène | 38--Etoile sportive Doménoise | 30.9 | 28.5 | 33.4 | 34.2 | 127.0 |

8.2. Résultats individuels





| | Gymnaste | Equipe | Annee |  |  |  |  | Total |
|----|------------------------|----------------|-------|--|---|---|---|-------|
| 1 | BLANC LORAINÉ | Jonage | 1999 | 11.2 | 13.0 | 11.3 | 12.3 | 47.8 |
| 2 | DE PARSCAU VICTOIRE | La Tour du Pin | 2002 | 10.7 | 12.7 | 11.4 | 12.6 | 47.4 |
| 3 | VERNERÉY Océane | L'Isle d'Abeau | 1999 | 11.2 | 11.7 | 11.9 | 12.2 | 47.0 |
| 4 | RABATEL JULIE | La Tour du Pin | 1996 | 10.5 | 13.0 | 10.8 | 12.6 | 46.9 |
| 5 | MEULENYZER CAROLINE | Jonage | 1984 | 10.4 | 12.6 | 11.2 | 12.4 | 46.6 |
| 6 | PONSONNET LAURINE | Jonage | 1985 | 10.3 | 11.5 | 12.0 | 12.2 | 46.0 |
| 7 | VERNERÉY LAURYNE | L'Isle d'Abeau | 2002 | 10.9 | 12.2 | 12.0 | 10.3 | 45.4 |
| 8 | DICHAMP MANON | L'Isle d'Abeau | 2001 | 11.1 | 11.9 | 11.5 | 10.2 | 44.7 |
| 9 | JAUMONET MATHILDE | Jonage | 1997 | 10.7 | 12.7 | 10.1 | 11.1 | 44.6 |
| 10 | BOUZIANI CALYPSO | La Tour du Pin | 2005 | 9.7 | 12.1 | 12.0 | 9.7 | 43.5 |
| 11 | LARDET MELISSA | L'Isle d'Abeau | 2003 | 9.4 | 10.0 | 11.4 | 12.4 | 43.2 |
| 12 | RUEDAS CANADAS TIFANNY | Domène | 2003 | 10.9 | 10.7 | 10.9 | 9.3 | 41.8 |
| 13 | DUC JACQUET ROMANE | Domène | 2004 | 9.9 | 8.7 | 11.5 | 11.4 | 41.5 |
| 14 | CARRET ESTELLE | Domène | 1998 | 10.1 | 8.8 | 10.6 | 11.3 | 40.8 |
| 15 | WANNIN FLORA | La Tour du Pin | 2004 | 8.7 | 10.7 | 11.0 | 10.2 | 40.6 |
| 16 | GUILLOIN JULIETTE | Domène | 2004 | 8.9 | 9.0 | 11.0 | 11.5 | 40.4 |
| 17 | CORNUAU LUNA | Jonage | 1998 | 9.5 | 8.5 | 10.3 | 10.4 | 38.7 |
| 18 | NIVARD JUSTINE | L'Isle d'Abeau | 1999 | 0.0 | 12.2 | 11.3 | 12.2 | 35.7 |

9. FEMININ NIVEAU5 11 + . SA_DA (individuels)

9.1. Résultats par équipes







| | Equipe | Club |  |  |  |  | Total |
|---|----------------------|---|--|---|---|---|-------|
| 1 | L'Isle d'Abeau | 38--La gym d'Abeau | 42.5 | 46.7 | 42.3 | 44.2 | 175.7 |
| 2 | Bourgoin-Jallieu | 38--La Jeune France de Bourgoin-Jallieu | 40.7 | 42.6 | 39.6 | 42.8 | 165.7 |
| 3 | Pont de Beauvoisin 1 | 38--La Sentinelle | 41.1 | 35.2 | 41.7 | 41.8 | 159.8 |
| 4 | Jonage | 69--E.S.J gymnastique artistique | 40.1 | 37.8 | 38.7 | 39.9 | 156.5 |
| 5 | Moirans | 38--Club gym Moirannais | 38.3 | 35.6 | 33.0 | 32.1 | 139.0 |
| 6 | Pont de Beauvoisin 2 | 38--La Sentinelle | 30.0 | 31.9 | 35.4 | 39.1 | 136.4 |

9.2. Résultats individuels







| | Gymnaste | Equipe | Annee |  |  |  |  | Total |
|----|------------------------------|----------------------|-------|--|---|---|---|-------|
| 1 | DEWAELE JENNIE | L'Isle d'Abeau | 1981 | 11.1 | 11.9 | 11.0 | 11.6 | 45.6 |
| 2 | DUMENIL HELOISE | L'Isle d'Abeau | 2003 | 10.0 | 11.6 | 10.9 | 10.6 | 43.1 |
| 3 | CADART LAURA | L'Isle d'Abeau | 1992 | 11.2 | 11.8 | 9.2 | 10.7 | 42.9 |
| 4 | GUILLEMIN JUSTINE | L'Isle d'Abeau | 2003 | 10.0 | 11.4 | 10.2 | 11.0 | 42.6 |
| 5 | CARTOUX CAPUCINE | Bourgoin-Jallieu | 2004 | 10.5 | 11.1 | 10.4 | 10.5 | 42.5 |
| 6 | JEANNEAU LEA | L'Isle d'Abeau | 2003 | 10.2 | 11.0 | 10.2 | 10.8 | 42.2 |
| 7 | PERRIN SOLINE | Pont de Beauvoisin 1 | 1996 | 10.6 | 9.8 | 10.8 | 10.3 | 41.5 |
| 8 | COUCHARD JUSTINE | Jonage | 1999 | 9.7 | 9.9 | 10.6 | 10.8 | 41.0 |
| 9 | MOSCARA CLEMENCE | Pont de Beauvoisin 1 | 2005 | 10.0 | 9.6 | 10.1 | 10.5 | 40.2 |
| | AMARACHE INES | Bourgoin-Jallieu | 1998 | 9.8 | 10.7 | 9.4 | 10.3 | 40.2 |
| 11 | VIGNEUX LISON | Bourgoin-Jallieu | 2003 | 10.0 | 9.6 | 9.6 | 10.9 | 40.1 |
| 12 | DUPRAZ AGATHE | Pont de Beauvoisin 2 | 2002 | 11.0 | 10.7 | 8.4 | 9.9 | 40.0 |
| 13 | JEANDET CHARLOTTE | Pont de Beauvoisin 1 | 2002 | 10.3 | 8.5 | 10.3 | 10.7 | 39.8 |
| 14 | DURAND ILONA | Bourgoin-Jallieu | 2005 | 9.2 | 9.9 | 10.2 | 10.4 | 39.7 |
| 15 | VADALA ALEXANE | Moirans | 2003 | 10.7 | 9.5 | 9.2 | 10.2 | 39.6 |
| 16 | BOUCHACOURT CLARA | L'Isle d'Abeau | 2004 | 9.8 | 9.0 | 9.4 | 10.8 | 39.0 |
| 17 | COLLONGE LOLA | Jonage | 2001 | 10.2 | 8.8 | 10.2 | 9.5 | 38.7 |
| 18 | BLANC LUCIE | Jonage | 2005 | 10.2 | 9.0 | 9.3 | 10.0 | 38.5 |
| 19 | FERRAZ JADE | Bourgoin-Jallieu | 2005 | 10.1 | 10.9 | 8.6 | 8.8 | 38.4 |
| 20 | HERAUT FANNY | Jonage | 2000 | 10.0 | 10.1 | 8.6 | 9.6 | 38.3 |
| 21 | CARRABIN LEA | Pont de Beauvoisin 1 | 2003 | 9.6 | 6.7 | 10.5 | 10.3 | 37.1 |
| 22 | PORCHER LAURIE | Bourgoin-Jallieu | 2001 | 10.1 | 5.8 | 9.3 | 11.0 | 36.2 |
| 23 | COMTE FLORET EMILIE | Pont de Beauvoisin 1 | 2002 | 10.2 | 7.3 | 9.9 | 7.6 | 35.0 |
| 24 | POUSSIER JULIETTE | Moirans | 1997 | 9.2 | 8.0 | 9.2 | 8.0 | 34.4 |
| 25 | TROUILLETON FLORINE | Pont de Beauvoisin 2 | 1997 | 0.0 | 11.3 | 11.0 | 11.0 | 33.3 |
| 26 | COURDAVAULT DUPRAT GAELLE | Moirans | 2001 | 9.8 | 9.4 | 6.7 | 7.3 | 33.2 |
| 27 | BARBE KINALY | Pont de Beauvoisin 2 | 1997 | 9.8 | 6.4 | 7.6 | 8.9 | 32.7 |
| 28 | CUISSARD MANON | Moirans | 2000 | 8.6 | 8.7 | 7.9 | 6.6 | 31.8 |
| 29 | CHALENDARD ARIANE | Pont de Beauvoisin 2 | 2000 | 9.2 | 0.0 | 8.4 | 7.9 | 25.5 |
| 30 | PERRIER ROSSET LAURIE | Pont de Beauvoisin 2 | 2002 | 0.0 | 3.5 | 0.0 | 9.3 | 12.8 |
| 31 | FERRARI JULIETTE | Jonage | 2002 | 0.0 | 0.0 | 0.0 | 0.0 | 0.0 |
| | ZEKPA AIMITI | Jonage | 2002 | 0.0 | 0.0 | 0.0 | 0.0 | 0.0 |
| | DI PIETRO LOANE | Pont de Beauvoisin 1 | 2003 | 0.0 | 0.0 | 0.0 | 0.0 | 0.0 |
| | MILLARD LISA | Pont de Beauvoisin 2 | 2001 | 0.0 | 0.0 | 0.0 | 0.0 | 0.0 |

10. MASCULIN NIVEAU4 11-18 ans . SA_DA (individuels)

10.1. Résultats par équipes


| | Equipe | Club |  |  |  |  |  |  | Total |
|---|---------------|------------------------------------|---|---|--|---|---|---|-------|
| 1 | Pont de claix | 38--Pont de claix amicale gymnique | 32.9 | 34.1 | 32.6 | 32.4 | 35.4 | 31.2 | 198.6 |
| 2 | Rhodia club | 38--Rhodia-Club Gymnastique | 29.5 | 31.3 | 26.3 | 30.8 | 36.1 | 29.2 | 183.2 |
| 3 | Jonage 2 | 69--E.s.j gymnastique artistique | 29.2 | 30.2 | 33.7 | 32.4 | 33.2 | 24.3 | 183.0 |
| 4 | Jonage 1 | 69--E.s.j gymnastique artistique | 30.9 | 28.3 | 29.4 | 31.0 | 35.1 | 23.3 | 178.0 |
| 5 | Domène | 38--Etoile sportive doménoise | 32.2 | 28.6 | 28.6 | 31.7 | 33.3 | 22.4 | 176.8 |

10.2. Résultats individuels





| | Gymnaste | Equipe | Annee |  |  |  |  |  |  | Total |
|----|--------------------------------|----------------------------|-------|---|--|---|---|---|---|-------|
| 1 | SAN JOSE ETHAN | Pont de claix | 2003 | 11.4 | 11.6 | 11.2 | 11.0 | 11.9 | 10.9 | 68.0 |
| 2 | GROS BATISTE | Pont de claix | 2001 | 11.2 | 10.8 | 10.9 | 10.7 | 12.2 | 9.8 | 65.6 |
| 3 | DELCASSOU LILIAN | Rhodia club | 2000 | 10.0 | 11.1 | 10.2 | 10.3 | 12.0 | 11.8 | 65.4 |
| 4 | MARION SERGUEI | Pont de claix | 2004 | 9.8 | 11.7 | 10.5 | 10.7 | 10.6 | 10.3 | 63.6 |
| 5 | MARCON MATHEO | Rhodia club | 2004 | 10.4 | 10.4 | 10.5 | 10.2 | 12.4 | 9.2 | 63.1 |
| 6 | BOURDON ARTHUR | Jonage 2 | 2003 | 8.6 | 10.2 | 11.7 | 11.0 | 11.5 | 7.5 | 60.5 |
| 7 | GOURDON ANTOINE | Jonage 2 | 2003 | 9.7 | 9.4 | 10.0 | 10.6 | 11.4 | 8.7 | 59.8 |
| 8 | FANTAUZZI THOMAS | Jonage 1 | 2007 | 10.0 | 8.5 | 11.0 | 10.0 | 11.0 | 9.2 | 59.7 |
| 9 | CHESNAIS MATHIS | Pont de claix | 2004 | 10.3 | 9.7 | 9.4 | 10.2 | 11.3 | 8.5 | 59.4 |
| 10 | LAPALUS LORIS | Jonage 1 | 2006 | 10.2 | 9.8 | 9.7 | 10.5 | 12.2 | 6.7 | 59.1 |
| 11 | SOFFIETTI FLORIAN | Domène | 2004 | 9.2 | 10.1 | 8.6 | 10.1 | 10.8 | 8.8 | 57.6 |
| 12 | CARRET SYLVAIN | Domène | 2004 | 11.0 | 7.6 | 9.9 | 10.9 | 10.7 | 7.4 | 57.5 |
| 13 | BOUTONNIER SIMON | Pont de claix | 2006 | 9.0 | 8.5 | 8.8 | 10.0 | 9.7 | 10.0 | 56.0 |
| 14 | GESQUIERE THOMAS | Jonage 1 | 2007 | 10.2 | 9.3 | 7.1 | 10.0 | 11.9 | 7.4 | 55.9 |
| 15 | AFANASSIEFF LEO | Rhodia club | 2007 | 9.1 | 9.8 | 5.6 | 9.8 | 11.7 | 8.2 | 54.2 |
| 16 | SAULNIER KYLIAN | Jonage 1 | 2006 | 10.5 | 9.2 | 8.7 | 10.5 | 8.7 | 6.4 | 54.0 |
| 17 | JEANJEAN BRUNO | Domène | 2006 | 10.4 | 4.4 | 10.1 | 10.3 | 11.8 | 6.2 | 53.2 |
| 18 | DOKOUTCHAEF CROUZET GRICHKA | Rhodia club | 2007 | 9.0 | 8.5 | 4.4 | 10.3 | 9.7 | 7.4 | 49.3 |
| 19 | SOFFIETTI CORENTIN | Domène | 2007 | 10.8 | 10.3 | 5.0 | 10.5 | 10.2 | 0.4 | 47.2 |
| 20 | DUBARLE GAETAN | Domène | 2005 | 7.5 | 8.2 | 4.7 | 8.8 | 10.7 | 6.1 | 46.0 |
| 21 | CASCALES ADRIEN | Jonage 2 | 2000 | 10.9 | 10.6 | 12.0 | 10.8 | 0.0 | 0.0 | 44.3 |
| 22 | CHOGNOT ELIOTT | Jonage 2 | 2004 | 0.0 | 7.5 | 7.1 | 10.3 | 10.3 | 8.1 | 43.3 |
| 23 | LEMOINE LUCAS | Jonage 2 | 2006 | 0.0 | 9.4 | 3.8 | 9.5 | 8.5 | 3.8 | 35.0 |
| 24 | TOUBAS ANTOINE | Jonage 1 | 2006 | 0.0 | 0.0 | 0.0 | 0.0 | 0.0 | 0.0 | 0.0 |
| | OLIVE MARIO * | Pont de Beauvoisin (indiv) | 2002 | 0.0 | 0.0 | 0.0 | 0.0 | 0.0 | 0.0 | 0.0 |

11. FEMININ NIVEAU6 11-18 ans . SA_DA (individuels)

11.1. Résultats par équipes

| | Equipe | Club |  |  |  |  | Total |
|---|------------------|---|--|---|---|---|-------|
| 1 | Seyssins | 38--CGT de Seyssins | 39.9 | 39.7 | 44.0 | 42.2 | 165.8 |
| 2 | Sablons | 38--Sablons | 38.1 | 42.8 | 42.2 | 39.4 | 162.5 |
| 3 | Crolles | 38--Gym et rythme Crolles | 36.9 | 40.2 | 41.6 | 41.2 | 159.9 |
| 4 | Domène | 38--Etoile sportive Doménoise | 38.1 | 32.8 | 38.9 | 39.5 | 149.3 |
| 5 | Echirolles | 38--Amicale laïque echirolles gymnastique | 36.1 | 32.1 | 38.5 | 37.4 | 144.1 |
| 6 | Tullins | 38--La Vaillante de Tullins | 33.3 | 31.8 | 39.5 | 38.8 | 143.4 |
| 7 | Bourgoin-Jallieu | 38--La Jeune France de Bourgoin-Jallieu | 36.1 | 29.6 | 37.3 | 37.2 | 140.2 |







11.2. Résultats individuels

| | Gymnaste | Equipe | Annee |  |  |  |  | Total |
|----|---------------------------|------------------|-------|--|---|---|---|-------|
| 1 | ROLLAND MUQUET PERRINE | Seyssins | 2002 | 10.0 | 10.7 | 10.8 | 10.2 | 41.7 |
| 2 | PENY ALICE | Seyssins | 2003 | 10.6 | 10.2 | 10.3 | 10.4 | 41.5 |
| 3 | DESROCHES LAURA | Seyssins | 2002 | 9.4 | 10.0 | 11.3 | 10.5 | 41.2 |
| 4 | CLAPPAZ LOLA | Sablons | 2004 | 9.6 | 10.1 | 11.0 | 10.4 | 41.1 |
| 5 | RAULT ALEXANDRA | Sablons | 2003 | 10.7 | 11.3 | 9.9 | 8.8 | 40.7 |
| 6 | LUPPI LUCIE | Seyssins | 2001 | 9.6 | 8.8 | 10.9 | 11.0 | 40.3 |
| 7 | TOURNON OCEANE | Domène | 2002 | 9.5 | 9.2 | 11.0 | 10.3 | 40.0 |
| 8 | VAILLON ZOE | Echirolles | 2004 | 9.8 | 10.2 | 10.0 | 9.9 | 39.9 |
| 9 | TRANCHAND CHARLOTTE | Sablons | 2005 | 8.5 | 10.7 | 10.0 | 9.7 | 38.9 |
| 10 | GAUTHERON CLARA | Sablons | 2002 | 8.5 | 10.7 | 9.8 | 9.5 | 38.5 |
| 11 | BONNAILLIE MANON | Crolles | 2005 | 9.8 | 6.9 | 10.8 | 10.8 | 38.3 |
| 12 | PIGEONNAT MEIJE | Crolles | 2002 | 8.8 | 10.3 | 9.5 | 9.6 | 38.2 |
| 13 | FAURE LISON | Crolles | 2006 | 9.2 | 9.7 | 9.6 | 9.6 | 38.1 |
| | KEIGNART ALINE | Crolles | 2007 | 8.2 | 10.0 | 9.6 | 10.3 | 38.1 |
| 15 | COSTE AMELISSE | Sablons | 2002 | 9.3 | 9.9 | 10.9 | 7.7 | 37.8 |
| 16 | GIROFLET AMELIE | Seyssins | 2001 | 9.7 | 6.5 | 11.0 | 10.3 | 37.5 |
| 17 | ARRUFAT MAELIA | Tullins | 2002 | 8.8 | 8.4 | 9.7 | 10.4 | 37.3 |
| 18 | MAGNE LILOU | Crolles | 2005 | 9.1 | 8.2 | 10.0 | 9.8 | 37.1 |
| | GERMAIN VALENTINE | Bourgoin-Jallieu | 2002 | 9.1 | 8.9 | 9.0 | 10.1 | 37.1 |
| 20 | VEYRAT EMMY | Echirolles | 2006 | 8.8 | 7.3 | 10.5 | 10.4 | 37.0 |
| 21 | TAVEL GWENDOLINE | Tullins | 2002 | 8.7 | 9.4 | 10.1 | 8.4 | 36.6 |
| 22 | RISSE ROXANE | Domène | 2006 | 9.9 | 8.1 | 9.3 | 8.6 | 35.9 |
| 23 | GONZALEZ ELISE | Bourgoin-Jallieu | 2002 | 9.0 | 7.9 | 9.9 | 9.0 | 35.8 |
| 24 | BOURDREZ MANON | Tullins | 2001 | 7.3 | 8.3 | 9.8 | 10.1 | 35.5 |
| 25 | SIMON LOUNA | Domène | 2005 | 8.8 | 7.1 | 9.6 | 9.8 | 35.3 |
| 26 | BOUJARD ASTRID | Domène | 2001 | 9.3 | 6.5 | 9.0 | 10.4 | 35.2 |
| | GOUIN ANOUK | Domène | 2005 | 9.4 | 8.4 | 8.4 | 9.0 | 35.2 |
| 28 | ROSSI INES | Echirolles | 2006 | 8.8 | 8.0 | 8.4 | 9.5 | 34.7 |
| 29 | WOJTOWICZ NOEMIE | Bourgoin-Jallieu | 2002 | 9.3 | 6.4 | 8.9 | 9.9 | 34.5 |
| 30 | SINDEL MARGOT | Tullins | 2000 | 8.3 | 5.7 | 9.9 | 9.9 | 33.8 |
| 31 | PETEUIL LAURENE | Bourgoin-Jallieu | 2002 | 8.7 | 6.4 | 9.5 | 8.2 | 32.8 |
| 32 | CHAZELLE MANON | Crolles | 2005 | 0.0 | 10.2 | 11.2 | 10.3 | 31.7 |







| | | | | | | | | |
|----|-------------------|------------------|------|-----|-----|------|-----|------|
| | GUIDOUM CAMILLIA | Echirolles | 2003 | 8.7 | 6.6 | 9.6 | 6.8 | 31.7 |
| 34 | BATAILLE ISABELLE | Bourgoin-Jallieu | 2005 | 8.4 | 4.9 | 7.8 | 8.1 | 29.2 |
| 35 | HOSPICE KELLY | Sablons | 2003 | 0.0 | 8.3 | 10.3 | 9.8 | 28.4 |
| 36 | ATTARD INES | Tullins | 2003 | 7.5 | 0.0 | 9.0 | 8.2 | 24.7 |
| 37 | COUTURIER LALIE | Echirolles | 2003 | 0.0 | 5.4 | 7.2 | 7.6 | 20.2 |
| 38 | UBIALI LUNA | Echirolles | 2002 | 0.0 | 0.0 | 0.0 | 0.0 | 0.0 |
| | YILDIRIM MELTEM | Seyssins | 2002 | 0.0 | 0.0 | 0.0 | 0.0 | 0.0 |
| | GUIOT EMMA | Tullins | 2001 | 0.0 | 0.0 | 0.0 | 0.0 | 0.0 |
| | GENIN ZOE | Bourgoin-Jallieu | 2005 | 0.0 | 0.0 | 0.0 | 0.0 | 0.0 |

12. MASCULIN NIVEAU5 7-14 ans . SA_DA (individuels)

12.1. Résultats par équipes





| | Equipe | Club |  |  |  |  |  |  | Total |
|---|--------------------|------------------------------------|---|---|--|---|---|---|-------|
| 1 | Pont de Claix | 38--Pont de claix amicale gymnique | 34.7 | 38.7 | 41.6 | 43.3 | 43.6 | 38.8 | 240.7 |
| 2 | Pont de Beauvoisin | 38--La Sentinelle | 37.6 | 33.2 | 38.9 | 40.3 | 41.9 | 37.5 | 229.4 |
| 3 | Rhodia club | 38--Rhodia-Club Gymnastique | 32.7 | 29.8 | 34.6 | 37.2 | 41.9 | 37.0 | 213.2 |

12.2. Résultats individuels





| | Gymnaste | Equipe | Année |  |  |  |  |  |  | Total |
|----|-----------------------|--------------------|-------|---|--|---|---|---|---|-------|
| 1 | MARTINEAU QUENTIN | Pont de Beauvoisin | 2006 | 10.1 | 9.4 | 10.5 | 11.1 | 11.3 | 10.6 | 63.0 |
| 2 | CHILTON BENJAMIN | Pont de Claix | 2009 | 10.1 | 9.6 | 10.1 | 11.2 | 11.0 | 9.0 | 61.0 |
| 3 | BONAFOS YLHAN | Pont de Claix | 2009 | 8.4 | 9.4 | 10.7 | 10.9 | 10.8 | 10.3 | 60.5 |
| 4 | CHAMPAVIER EVAN | Pont de Claix | 2007 | 8.3 | 10.3 | 10.5 | 10.6 | 10.5 | 9.2 | 59.4 |
| 5 | TURPIN CHARRE RAPHAEL | Pont de Claix | 2006 | 7.9 | 9.4 | 10.3 | 10.6 | 11.0 | 10.0 | 59.2 |
| 6 | POIRON LOUIS | Pont de Beauvoisin | 2006 | 10.7 | 7.3 | 10.5 | 10.6 | 9.8 | 9.0 | 57.9 |
| 7 | FAYET GABIN | Pont de Beauvoisin | 2006 | 8.4 | 8.1 | 9.6 | 9.1 | 10.5 | 10.4 | 56.1 |
| 8 | ARGUILLET KELYAN | Pont de Claix | 2008 | 6.0 | 6.9 | 10.0 | 10.5 | 10.8 | 9.3 | 53.5 |
| 9 | LAUBACHER MALO | Rhodia club | 2008 | 8.2 | 7.2 | 9.0 | 9.3 | 10.5 | 9.1 | 53.3 |
| 10 | LAUBACHER STEVAN | Rhodia club | 2009 | 8.3 | 6.5 | 7.5 | 9.0 | 10.7 | 10.1 | 52.1 |
| 11 | MARCON NOLANN | Rhodia club | 2007 | 8.3 | 7.4 | 9.1 | 9.5 | 9.8 | 7.5 | 51.6 |
| 12 | MAZAUD BASTIEN | Rhodia club | 2009 | 7.9 | 7.1 | 7.4 | 9.3 | 10.2 | 9.0 | 50.9 |
| 13 | MANCOSU MAXIME | Rhodia club | 2005 | 6.4 | 8.1 | 8.1 | 8.9 | 10.5 | 8.8 | 50.8 |
| 14 | TARDY GAETAN | Pont de Beauvoisin | 2009 | 8.4 | 8.4 | 8.3 | 9.3 | 10.3 | 4.7 | 49.4 |
| 15 | CANNATA SANDRO | Rhodia club | 2010 | 6.4 | 6.0 | 8.4 | 9.1 | 10.0 | 7.8 | 47.7 |
| 16 | PAPE GREGOIRE | Pont de Beauvoisin | 2010 | 7.1 | 6.3 | 7.6 | 9.3 | 8.3 | 7.5 | 46.1 |
| 17 | GIRARD EVAN | Pont de Beauvoisin | 2008 | 7.9 | 1.6 | 6.6 | 8.5 | 8.3 | 2.4 | 35.3 |

13. FEMININ NIVEAU3 11 + . SA_DA (individuels)

13.1. Résultats par équipes

| | Equipe | Club |  |  |  |  | Total |
|---|--------------------|------------------------------------|--|---|---|---|-------|
| 1 | Pont de Claix | 38--Pont de claix amicale gymnique | 31.7 | 33.4 | 34.7 | 37.6 | 137.4 |
| 2 | Domène | 38--Etoile sportive doménoise | 31.9 | 32.8 | 33.5 | 35.7 | 133.9 |
| 3 | Tullins | 38--La Vaillante de Tullins | 32.6 | 33.2 | 28.2 | 35.6 | 129.6 |
| 4 | Pont de Beauvoisin | 38--La Sentinelle | 22.0 | 33.6 | 33.6 | 23.7 | 112.9 |

13.2. Résultats individuels

| | Gymnaste | Equipe | Annee |  |  |  |  | Total |
|----|-------------------|--------------------|-------|--|---|---|---|-------|
| 1 | BANCHERI MEIJE | Tullins | 2002 | 11.1 | 11.3 | 11.3 | 12.7 | 46.4 |
| 2 | JULIEN MANON | Pont de Claix | 1999 | 10.3 | 10.9 | 12.2 | 12.7 | 46.1 |
| 3 | DAVID JULIE | Domène | 2000 | 10.8 | 11.6 | 11.4 | 12.2 | 46.0 |
| 4 | JACQUINOT CAMILLE | Pont de Beauvoisin | 2005 | 11.1 | 10.9 | 12.3 | 11.6 | 45.9 |
| 5 | GODEFROY CHLOE | Pont de Beauvoisin | 1997 | 10.9 | 11.7 | 11.0 | 12.1 | 45.7 |
| 6 | BOROWIEC MAEVA | Pont de Claix | 2001 | 10.8 | 11.4 | 10.9 | 12.4 | 45.5 |
| 7 | ABGRALL LUISA | Pont de Claix | 2003 | 10.6 | 10.2 | 11.6 | 12.4 | 44.8 |
| 8 | VICHERD CANDICE * | La Tour du Pin | 1998 | 10.5 | 11.6 | 9.5 | 11.9 | 43.5 |
| 9 | HUET AMELIA | Tullins | 2002 | 10.7 | 12.0 | 7.6 | 11.6 | 41.9 |
| 10 | GALVIN KATHLEEN | Pont de Claix | 1997 | 10.2 | 11.1 | 7.6 | 12.5 | 41.4 |
| 11 | FAY JULIE | Domène | 1999 | 9.8 | 8.4 | 10.8 | 11.5 | 40.5 |
| | MONNOT CELIA | Domène | 2000 | 10.7 | 11.4 | 6.4 | 12.0 | 40.5 |
| 13 | BONORA MIA | Domène | 2001 | 10.2 | 9.8 | 8.2 | 11.3 | 39.5 |
| | MORI LENA | Tullins | 2000 | 10.8 | 9.9 | 7.5 | 11.3 | 39.5 |
| 15 | CARRET MATHILDE | Domène | 2000 | 10.4 | 3.4 | 11.3 | 8.8 | 33.9 |
| 16 | MAZOYER CAMILLE | Tullins | 2003 | 10.3 | 7.4 | 5.7 | 9.5 | 32.9 |
| 17 | MAGGUILI CLARA | Pont de Claix | 2001 | 0.0 | 10.7 | 10.6 | 9.8 | 31.1 |
| 18 | CAMPIONE TIFAINÉ | Tullins | 1999 | 0.0 | 8.7 | 9.3 | 10.5 | 28.5 |
| 19 | GUILLET NOA | Pont de Beauvoisin | 2004 | 0.0 | 11.0 | 10.3 | 0.0 | 21.3 |

14. MASCULIN NIVEAU6 7-10 ans . SA_DA (individuels)

14.1. Résultats par équipes

| | Equipe | Club | | | | | | | Total |
|---|------------------|---|------|------|------|------|------|------|-------|
| 1 | Crolles | 38--Gym et rythme crolles | 41.4 | 38.4 | 42.2 | 39.6 | 42.4 | 41.7 | 245.7 |
| 2 | Domène | 38--Etoile sportive doménoise | 42.2 | 34.3 | 39.1 | 35.9 | 39.8 | 34.2 | 225.5 |
| 3 | Bourgoin-Jallieu | 38--La Jeune France de Bourgoin-Jallieu | 40.7 | 33.6 | 39.1 | 36.1 | 39.3 | 31.6 | 220.4 |
| 4 | Jonage | 69--E.s.j gymnastique artistique | 40.7 | 25.0 | 34.5 | 36.7 | 38.6 | 31.7 | 207.2 |
| 5 | Pont de claix | 38--Pont de claix amicale gymnique | 39.2 | 26.6 | 29.1 | 34.3 | 40.9 | 25.4 | 195.5 |





14.2. Résultats individuels

| | Gymnaste | Equipe | Année | | | | | | | Total |
|----|----------------------|---------------------|-------|------|------|------|------|------|------|-------|
| 1 | RAVIER AXEL | Crolles | 2008 | 10.3 | 10.0 | 10.8 | 10.0 | 10.4 | 10.6 | 62.1 |
| 2 | BAREL LALY MAEL * | Moirans (indiv) | 2009 | 11.0 | 9.5 | 10.7 | 10.2 | 10.5 | 9.3 | 61.2 |
| 3 | MARRET ALLISTER | Crolles | 2009 | 10.1 | 9.7 | 10.6 | 9.8 | 10.3 | 10.5 | 61.0 |
| 4 | AHRENS NAEL | Crolles | 2009 | 10.4 | 9.2 | 10.6 | 10.1 | 10.2 | 10.2 | 60.7 |
| | RODRIGEZ FABIEN | Crolles | 2008 | 10.3 | 9.5 | 9.7 | 9.7 | 11.1 | 10.4 | 60.7 |
| 6 | MUNCH AXEL | Domène | 2010 | 10.4 | 7.6 | 10.6 | 9.7 | 10.8 | 10.1 | 59.2 |
| 7 | ALAMI IDRISSE NAHEL | Crolles | 2010 | 10.4 | 9.0 | 10.2 | 9.4 | 10.6 | 9.4 | 59.0 |
| 8 | LACOMBE HADRIEN | Jonage | 2011 | 10.2 | 9.0 | 10.0 | 9.5 | 10.4 | 9.0 | 58.1 |
| 9 | MANSOURI HADJ | Domène | 2009 | 10.8 | 9.1 | 10.3 | 9.1 | 10.7 | 7.5 | 57.5 |
| | EL GACHI NAIM | Bourgoin-Jallieu | 2010 | 10.6 | 9.1 | 10.0 | 9.1 | 10.5 | 8.2 | 57.5 |
| 11 | NEYRET AURELIEN * | Coeur de Tarentaise | 2010 | 7.4 | 10.2 | 10.4 | 9.2 | 10.8 | 8.5 | 56.5 |
| 12 | REGRAG HILAL | Bourgoin-Jallieu | 2011 | 10.6 | 7.7 | 9.9 | 9.5 | 9.3 | 8.8 | 55.8 |
| 13 | BERRALDACCI JULIEN | Domène | 2008 | 10.1 | 8.5 | 9.7 | 9.0 | 9.7 | 8.6 | 55.6 |
| | VILLARD ZACH * | Coeur de Tarentaise | 2010 | 9.5 | 7.7 | 9.9 | 9.7 | 9.6 | 9.2 | 55.6 |
| 15 | GONIN ETIENNE | Bourgoin-Jallieu | 2011 | 9.5 | 7.8 | 9.9 | 8.6 | 9.5 | 9.3 | 54.6 |
| 16 | GOSSELIN HIMAL | Pont de claix | 2009 | 8.8 | 7.5 | 10.0 | 8.5 | 10.5 | 9.0 | 54.3 |
| 17 | LAVOLLEE UGO | Jonage | 2011 | 10.2 | 6.5 | 9.4 | 9.5 | 9.6 | 8.7 | 53.9 |
| 18 | MOULAI NOE | Bourgoin-Jallieu | 2010 | 10.0 | 9.0 | 9.3 | 8.9 | 10.0 | 5.3 | 52.5 |
| 19 | TOUMI CLÉMENT | Domène | 2010 | 10.9 | 8.5 | 8.3 | 8.1 | 8.6 | 8.0 | 52.4 |
| 20 | CHAGAS ROMAIN | Pont de claix | 2008 | 9.4 | 7.5 | 8.5 | 8.6 | 10.4 | 7.5 | 51.9 |
| 21 | AGUILA ALEXIS | Domène | 2010 | 10.1 | 8.2 | 8.5 | 8.0 | 7.6 | 7.0 | 49.4 |
| 22 | THEVARD SOLAL | Pont de claix | 2009 | 10.5 | 5.9 | 5.3 | 8.9 | 10.1 | 4.3 | 45.0 |
| 23 | COLOMBO ENZO | Jonage | 2011 | 10.2 | 7.2 | 5.9 | 8.9 | 5.5 | 6.9 | 44.6 |
| 24 | PUPPATO GIANNI | Pont de claix | 2009 | 10.5 | 5.7 | 5.3 | 8.3 | 9.9 | 4.6 | 44.3 |
| 25 | LEMOINE LOUIS | Jonage | 2011 | 10.1 | 2.2 | 6.3 | 8.8 | 8.9 | 7.1 | 43.4 |
| 26 | EA LOIC | Jonage | 2011 | 6.5 | 2.3 | 8.8 | 8.5 | 9.3 | 5.9 | 41.3 |
| 27 | HOUSSEBAY JORIS | Jonage | 2011 | 7.6 | 2.2 | 5.7 | 8.5 | 9.3 | 4.6 | 37.9 |
| 28 | MEUNIER LEON | Bourgoin-Jallieu | 2011 | 9.3 | 2.5 | 5.2 | 7.1 | 4.4 | 2.2 | 30.7 |
| 29 | EBELLE ELONG TITOUAN | Bourgoin-Jallieu | 2010 | 7.7 | 2.2 | 6.6 | 7.0 | 4.0 | 2.2 | 29.7 |
| 30 | MARTINS LOPES MATHEO | Pont de claix | 2011 | 2.9 | 1.1 | 4.3 | 0.0 | 3.8 | 1.1 | 13.2 |
| 31 | VERA ELIAS | Crolles | 2009 | 0.0 | 0.0 | 0.0 | 0.0 | 0.0 | 0.0 | 0.0 |





| | | | | | | | | | |
|------------------|-----------------|------|-----|-----|-----|-----|-----|-----|-----|
| BOCHET ROMUALD * | Moirans (indiv) | 2009 | 0.0 | 0.0 | 0.0 | 0.0 | 0.0 | 0.0 | 0.0 |
|------------------|-----------------|------|-----|-----|-----|-----|-----|-----|-----|

15. FEMININ NIVEAU5 11-15 ans . SA_DA (individuels)

15.1. Résultats par équipes





| | Equipe | Club |  |  |  |  | Total |
|---|---------|----------------------------------|--|---|---|---|-------|
| 1 | Jonage | 69--E.s.j gymnastique artistique | 43.4 | 42.2 | 39.0 | 42.5 | 167.1 |
| 2 | Crolles | 38--Gym et rythme crolles | 42.1 | 39.2 | 40.1 | 42.2 | 163.6 |
| 3 | Domène | 38--Etoile sportive doménoise | 43.9 | 39.7 | 39.5 | 39.0 | 162.1 |
| 4 | Tullins | 38--La Vaillante de Tullins | 41.1 | 39.7 | 36.1 | 41.6 | 158.5 |
| 5 | Vinay | 38--GYM CLUB DE VINAY | 39.7 | 38.5 | 38.0 | 39.0 | 155.2 |

15.2. Résultats individuels





| | Gymnaste | Equipe | Annee |  |  |  |  | Total |
|----|------------------------------|---------|-------|--|---|---|---|-------|
| 1 | LE MEUR CHLOE | Crolles | 2004 | 11.0 | 11.4 | 9.6 | 10.9 | 42.9 |
| 2 | NASCIMIENTO DE SOUZA VANUBIA | Jonage | 2006 | 11.3 | 11.3 | 9.1 | 10.9 | 42.6 |
| 3 | BOUKHNOUCH SALMA | Jonage | 2006 | 11.0 | 10.0 | 9.8 | 11.4 | 42.2 |
| 4 | VANGVIRACHITH LILI | Crolles | 2006 | 11.3 | 8.5 | 10.7 | 11.4 | 41.9 |
| 5 | LE ROULIER MELAINE | Domène | 2005 | 11.1 | 10.4 | 10.2 | 9.7 | 41.4 |
| 6 | DUC JACQUET FLORINE | Domène | 2007 | 11.1 | 9.5 | 9.9 | 10.5 | 41.0 |
| 7 | HUET LUCIE | Tullins | 2006 | 11.1 | 10.3 | 8.8 | 10.6 | 40.8 |
| 8 | FERREIRA MELANIE | Jonage | 2006 | 10.1 | 10.8 | 9.8 | 9.9 | 40.6 |
| 9 | CORDEIRO AXELLE | Tullins | 2006 | 10.6 | 9.9 | 8.9 | 11.1 | 40.5 |
| 10 | TOUIZRAR JENNA | Jonage | 2007 | 10.3 | 9.7 | 10.1 | 10.0 | 40.1 |
| 11 | MASURE ANNE LISE | Crolles | 2005 | 9.1 | 10.0 | 10.6 | 10.1 | 39.8 |
| 12 | DIDRY ZOE | Crolles | 2007 | 10.7 | 9.3 | 9.2 | 9.8 | 39.0 |
| 13 | VENIN LECRE ELYA | Domène | 2006 | 10.9 | 9.1 | 9.6 | 9.3 | 38.9 |
| 14 | DJENDOUBI FERIEL | Jonage | 2004 | 10.8 | 10.1 | 9.3 | 8.6 | 38.8 |
| 15 | DENNIEL CAMILLE | Vinay | 2006 | 11.1 | 8.5 | 9.4 | 9.6 | 38.6 |
| 16 | REVIL LEA | Jonage | 2005 | 10.3 | 8.9 | 9.1 | 10.2 | 38.5 |
| 17 | PARUSCIO RAVET ZELIE | Domène | 2006 | 8.8 | 10.7 | 9.8 | 9.1 | 38.4 |
| | THAI CHLOE | Tullins | 2006 | 9.4 | 10.1 | 9.0 | 9.9 | 38.4 |
| 19 | DUPEUX CAMILLE | Vinay | 2005 | 8.9 | 9.9 | 9.4 | 9.6 | 37.8 |
| 20 | ROCCHI LILY | Vinay | 2005 | 9.5 | 10.0 | 10.1 | 7.9 | 37.5 |
| 21 | PEVET LOU ANN | Vinay | 2005 | 9.5 | 9.1 | 9.1 | 9.4 | 37.1 |
| 22 | GUILLET EMMIE | Vinay | 2007 | 9.6 | 8.8 | 7.2 | 10.4 | 36.0 |
| 23 | GARDE ROMANE | Domène | 2004 | 9.2 | 8.4 | 8.6 | 9.5 | 35.7 |
| 24 | DUCRIN MARGAUX | Vinay | 2006 | 9.5 | 9.5 | 8.3 | 8.3 | 35.6 |
| 25 | RUYNAT LILOU | Domène | 2006 | 10.8 | 8.1 | 8.8 | 7.7 | 35.4 |
| 26 | FOULON AIMY | Tullins | 2007 | 9.8 | 5.4 | 9.4 | 10.0 | 34.6 |
| 27 | FLANDIN MELINE | Tullins | 2006 | 9.6 | 9.4 | 7.0 | 8.1 | 34.1 |
| 28 | MARTEL VICTORIA | Crolles | 2004 | 0.0 | 0.0 | 0.0 | 0.0 | 0.0 |
| | RESCA LISA | Crolles | 2007 | 0.0 | 0.0 | 0.0 | 0.0 | 0.0 |
| | GABAY CANDICE | Tullins | 2007 | 0.0 | 0.0 | 0.0 | 0.0 | 0.0 |

16. FEMININ NIVEAU2 11 + . SA_DA (individuels)

16.1. Résultats par équipes





| | Equipe | Club |  |  |  |  | Total |
|---|--------|-------------------------------------|--|---|---|---|-------|
| 1 | Jonage | 69--E.s.j gymnastique artistique | 33.1 | 31.0 | 33.6 | 35.4 | 133.1 |

16.2. Résultats individuels





| | Gymnaste | Equipe | Annee |  |  |  |  | Total |
|---|-----------------------------|--------|-------|--|---|---|---|-------|
| 1 | DE SOUSA FERREIRA CARINE | Jonage | 1994 | 10.7 | 10.6 | 12.0 | 11.1 | 44.4 |
| 2 | DE SOUSA FERREIRA CATHY | Jonage | 1997 | 10.8 | 10.4 | 10.6 | 11.8 | 43.6 |
| 3 | DE CIANTIS LENA | Jonage | 1999 | 11.6 | 10.0 | 8.9 | 0.0 | 30.5 |
| 4 | LOUE JULIE | Jonage | 1999 | 0.0 | 0.0 | 11.0 | 12.5 | 23.5 |

17. FEMININ NIVEAU2 11-18 ans . SA_DA (individuels)

17.1. Résultats par équipes







| | Equipe | Club |  |  |  |  | Total |
|---|------------|-----------------------------------|--|---|---|---|-------|
| 1 | Montmelian | 73--Ecole gym sportive montmelian | 32.3 | 32.1 | 34.2 | 37.6 | 136.2 |

17.2. Résultats individuels







| | Gymnaste | Equipe | Annee |  |  |  |  | Total |
|---|-------------------|------------------------|-------|--|---|---|---|-------|
| 1 | GUILLAUD CAPUCINE | Montmelian | 2004 | 10.7 | 11.2 | 13.0 | 12.6 | 47.5 |
| 2 | CORDEL ANNA | Montmelian | 2003 | 10.9 | 11.2 | 10.8 | 12.3 | 45.2 |
| 3 | STIVAL LUCIE * | La Tour du Pin (indiv) | 2004 | 10.2 | 9.7 | 9.5 | 12.7 | 42.1 |
| 4 | GUYON ADELE | Montmelian | 2002 | 10.5 | 8.0 | 10.1 | 12.7 | 41.3 |
| 5 | LEPAS MAELYS | Montmelian | 2002 | 10.7 | 9.7 | 10.4 | 0.0 | 30.8 |

18. MASCULIN NIVEAU2 11 + . SA_DA (individuels)

18.1. Résultats par équipes





| | Equipe | Club |  |  |  |  |  |  | Total |
|---|--------------------|--------------------------------|---|---|---|---|---|---|-------|
| 1 | Rhodia club | 38--Rhodia-Club Gymnastique | 39.5 | 35.6 | 32.8 | 37.5 | 39.8 | 38.1 | 223.3 |
| 2 | Pont de Beauvoisin | 38--La Sentinelle | 35.6 | 34.9 | 38.2 | 36.3 | 34.0 | 31.8 | 210.8 |

18.2. Résultats individuels

| | Gymnaste | Equipe | Anne e |  |  |  |  |  |  | Total |
|----|------------------------|--------------------|-----------|---|--|---|---|---|---|-------|
| 1 | PEREZ KEVIN | Rhodia club | 1994 | 12.9 | 11.5 | 13.3 | 12.6 | 13.3 | 13.4 | 77.0 |
| 2 | LEREDOTTE RAPHAEL | Pont de Beauvoisin | 2001 | 13.1 | 11.8 | 13.2 | 12.3 | 11.6 | 12.6 | 74.6 |
| 3 | LEVICONTE EVANN | Pont de Beauvoisin | 2002 | 13.3 | 13.0 | 12.6 | 12.6 | 11.5 | 8.9 | 71.9 |
| 4 | AFANASSIEFF AXEL | Rhodia club | 2000 | 12.6 | 9.3 | 8.6 | 12.2 | 12.6 | 11.6 | 66.9 |
| | QUIBLIER FRANCOIS | Rhodia club | 1993 | 13.5 | 13.7 | 0.0 | 12.7 | 13.9 | 13.1 | 66.9 |
| 6 | AFANASSIEFF TITOUAN | Rhodia club | 2002 | 13.1 | 10.4 | 10.9 | 12.2 | 12.3 | 6.5 | 65.4 |
| 7 | BIMMEL LUC | Pont de Beauvoisin | 1998 | 9.0 | 10.1 | 12.4 | 11.4 | 10.7 | 10.3 | 63.9 |
| 8 | CHESNAIS LOAN | Pont de Beauvoisin | 2002 | 9.2 | 7.0 | 9.0 | 11.0 | 9.1 | 7.3 | 52.6 |
| 9 | LAURIOL CORENTIN | Rhodia club | 2002 | 6.5 | 7.8 | 7.3 | 11.2 | 8.2 | 7.6 | 48.6 |
| 10 | CHOIRAT REMI | Pont de Beauvoisin | 1999 | 0.0 | 9.6 | 0.0 | 0.0 | 10.9 | 0.0 | 20.5 |

19. FEMININ NIVEAU3 11-18 ans . SA_DA (individuels)

19.1. Résultats par équipes







| | Equipe | Club |  |  |  |  | Total |
|---|-------------------|---------------------------|--|---|---|---|-------|
| 1 | Crolles | 38--Gym et rythme crolles | 32.5 | 35.0 | 36.4 | 38.4 | 142.3 |
| 2 | St Martin d Hères | 38--Essm gymnastique | 32.4 | 34.3 | 32.0 | 36.4 | 135.1 |

19.2. Résultats individuels




| | Gymnaste | Equipe | Annee |  |  |  |  | Total |
|---|--------------------|-------------------|-------|--|---|---|---|-------|
| 1 | CHABROL ALIX | Crolles | 2004 | 11.2 | 11.8 | 12.7 | 12.9 | 48.6 |
| 2 | RIGOUX ZOE | St Martin d Hères | 2003 | 10.5 | 12.3 | 12.8 | 11.7 | 47.3 |
| 3 | GENEVEY ALICIA | Crolles | 2003 | 10.7 | 11.7 | 11.4 | 12.6 | 46.4 |
| 4 | BORGNIEUX ROXANNE | Crolles | 2000 | 10.6 | 11.5 | 11.6 | 11.8 | 45.5 |
| 5 | LE GOALLER MARGAUX | Crolles | 2003 | 10.6 | 9.4 | 12.0 | 12.9 | 44.9 |
| 6 | CHAVEROT AVRIL | St Martin d Hères | 2003 | 11.1 | 11.3 | 9.3 | 12.4 | 44.1 |
| 7 | JACOBE EMMA | St Martin d Hères | 2002 | 10.8 | 10.7 | 9.9 | 12.3 | 43.7 |
| 8 | MOREL ELISE | Crolles | 2002 | 10.3 | 7.2 | 11.7 | 11.4 | 40.6 |
| 9 | JEANNOT PAULINE | St Martin d Hères | 2005 | 0.0 | 0.0 | 0.0 | 0.0 | 0.0 |
| | MANSUY EMMA | St Martin d Hères | 2004 | 0.0 | 0.0 | 0.0 | 0.0 | 0.0 |

20. MASCULIN NIVEAU3 11-18 ans . SA_DA (individuels)

20.1. Résultats par équipes







| | Equipe | Club |  |  |  |  |  |  | Total |
|---|---------|---------------------------|---|---|--|---|---|---|-------|
| 1 | Crolles | 38--Gym et rythme crolles | 34.6 | 20.2 | 28.5 | 35.2 | 33.9 | 23.6 | 176.0 |

20.2. Résultats individuels







| | Gymnaste | Equipe | Anne e |  |  |  |  |  |  | Total |
|---|------------------|-------------|-----------|---|--|---|---|---|---|-------|
| 1 | CLARET HUGO | Crolles | 2002 | 12.7 | 8.3 | 10.3 | 11.4 | 12.6 | 10.6 | 65.9 |
| 2 | BAGA LUDOVIC | Crolles | 2003 | 13.1 | 5.6 | 9.1 | 12.2 | 11.6 | 10.0 | 61.6 |
| 3 | DURAND CLEMENT * | Rhodia club | 2001 | 10.8 | 7.1 | 6.6 | 11.2 | 9.9 | 4.9 | 50.5 |
| 4 | OLLIERIC MATHIS | Crolles | 2003 | 8.8 | 6.3 | 9.1 | 11.6 | 9.7 | 3.0 | 48.5 |

21. MASCULIN NIVEAU5 11 + . SA_DA (individuels)

21.1. Résultats par équipes







| | Equipe | Club |  |  |  |  |  |  | Total |
|---|---------|-----------------------------|---|---|--|---|---|---|-------|
| 1 | Crolles | 38--Gym et rythme crolles | 43.7 | 44.0 | 41.0 | 42.3 | 43.7 | 40.6 | 255.3 |
| 2 | Tullins | 38--La Vaillante de Tullins | 20.8 | 29.3 | 19.7 | 20.8 | 30.8 | 26.7 | 148.1 |

21.2. Résultats individuels






| | Gymnaste | Equipe | Année |  |  |  |  |  |  | Total |
|----|-------------------|---------|-------|---|--|---|---|---|---|-------|
| 1 | VANGVIRACHITH ZAO | Crolles | 2007 | 10.9 | 11.1 | 10.7 | 10.8 | 11.5 | 9.7 | 64.7 |
| 2 | COMANDONE MATTEO | Crolles | 2007 | 11.3 | 11.1 | 9.2 | 11.1 | 10.7 | 10.8 | 64.2 |
| 3 | MARTINET LUCA | Crolles | 2007 | 11.0 | 11.1 | 10.5 | 10.5 | 10.8 | 9.6 | 63.5 |
| 4 | MAZIN YAEL | Tullins | 2002 | 10.8 | 9.5 | 9.7 | 10.4 | 10.8 | 8.8 | 60.0 |
| 5 | THAI MARTIN | Tullins | 2004 | 10.0 | 10.0 | 10.0 | 10.4 | 10.2 | 9.2 | 59.8 |
| 6 | JARZAC KAIS | Crolles | 2006 | 10.5 | 9.9 | 9.3 | 9.3 | 10.7 | 9.9 | 59.6 |
| 7 | CHANOIS MELVYNE | Crolles | 2003 | 0.0 | 10.7 | 10.5 | 0.0 | 10.4 | 10.2 | 41.8 |
| 8 | FENDER PAUL | Crolles | 2007 | 6.4 | 0.0 | 8.5 | 9.9 | 10.3 | 0.0 | 35.1 |
| 9 | DUBUS YOEN | Tullins | 2003 | 0.0 | 9.8 | 0.0 | 0.0 | 9.8 | 8.7 | 28.3 |
| 10 | PICHON THIBAUT | Tullins | 1999 | 0.0 | 0.0 | 0.0 | 0.0 | 0.0 | 0.0 | 0.0 |
| | REYNIER NOE | Tullins | 2002 | 0.0 | 0.0 | 0.0 | 0.0 | 0.0 | 0.0 | 0.0 |

22. MASCULIN NIVEAU3 11 + . SA_DA (individuels)

22.1. Résultats par équipes







| | Equipe | Club |  |  |  |  |  |  | Total |
|---|--------|-------------------------------|---|---|--|---|---|---|-------|
| 1 | Domène | 38--Etoile sportive doménoise | 30.1 | 21.2 | 24.1 | 32.3 | 29.1 | 17.5 | 154.3 |

22.2. Résultats individuels







| | Gymnaste | Equipe | Année |  |  |  |  |  |  | Total |
|---|-----------------|--------|-------|---|--|---|---|---|---|-------|
| 1 | URSINI BENOIT | Domène | 1995 | 13.0 | 10.6 | 10.7 | 11.4 | 9.7 | 9.0 | 64.4 |
| 2 | DESHIERE ROMAIN | Domène | 1984 | 10.5 | 3.4 | 7.2 | 10.9 | 11.7 | 3.3 | 47.0 |
| 3 | AMOUROUX ROMAIN | Domène | 2002 | 6.6 | 7.2 | 6.2 | 10.0 | 7.7 | 5.2 | 42.9 |
| 4 | CABO ALEXANDRE | Domène | 1991 | 0.0 | 0.0 | 0.0 | 0.0 | 0.0 | 0.0 | 0.0 |

23. MASCULIN NIVEAU4 11 + . SA_DA (individuels)

23.1. Résultats par équipes





| | Equipe | Club |  |  |  |  |  |  | Total |
|---|---------|-----------------------------|---|---|--|---|---|---|-------|
| 1 | Tullins | 38--La Vaillante de Tullins | 37.1 | 33.8 | 34.7 | 34.5 | 36.5 | 28.3 | 204.9 |

23.2. Résultats individuels





| | Gymnaste | Equipe | Année |  |  |  |  |  |  | Total |
|---|------------------|---------|-------|---|--|---|---|---|---|-------|
| 1 | GIRY LUCAS | Tullins | 2000 | 11.8 | 10.9 | 11.2 | 11.2 | 11.7 | 9.7 | 66.5 |
| 2 | JAMONAC MATTHIAS | Tullins | 1996 | 12.4 | 10.8 | 11.9 | 11.1 | 11.8 | 7.6 | 65.6 |
| 3 | PRADEL ROBIN | Tullins | 1996 | 12.9 | 12.1 | 11.6 | 0.0 | 13.0 | 11.0 | 60.6 |
| 4 | BAJAT MATHIS | Tullins | 2000 | 10.7 | 8.2 | 10.2 | 12.2 | 10.6 | 0.0 | 51.9 |

24. FEMININ NIVEAU1 11 + . SA_DA (individuels)

24.1. Résultats par équipes

| | Equipe | Club |  |  |  |  | Total |
|---|---------|---------------------------|--|---|---|---|-------|
| 1 | Crolles | 38--Gym et rythme crolles | 33.6 | 33.6 | 36.9 | 38.7 | 142.8 |

24.2. Résultats individuels

| | Gymnaste | Equipe | Annee |  |  |  |  | Total |
|---|------------------|---------|-------|--|---|---|---|-------|
| 1 | VIGNAL MANON | Crolles | 1999 | 11.8 | 11.7 | 13.4 | 13.1 | 50.0 |
| 2 | DESVIGNES ANTHEA | Crolles | 2003 | 10.8 | 11.1 | 11.8 | 13.2 | 46.9 |
| 3 | JOURDAN SALOME | Crolles | 1999 | 11.0 | 10.8 | 11.7 | 12.4 | 45.9 |
| 4 | BERTRAND CLOE | Crolles | 1999 | 0.0 | 0.0 | 0.0 | 0.0 | 0.0 |
| | LESCUREUX TESS | Crolles | 1997 | 0.0 | 0.0 | 0.0 | 0.0 | 0.0 |