





Résultats de la compétition
Départementaux
Montélimar
26 et 27 janvier 2019

1. FEMININ NIVEAU2 11-18 ans . SA_DA (individuels)

1.1. Résultats par équipes





	Equipe	Club					Total
1	Pierrelatte	26--Pierrelatte	35.7	39.1	36.8	39.4	151.0
2	Bourg st andeol	7--UNION SPORTIVE BOURGUESANNE	33.1	36.8	35.9	38.4	144.2

1.2. Résultats individuels





	Gymnaste	Equipe	Annee					Total
1	PONT MAREVA	Pierrelatte	2003	12.4	13.4	12.3	13.5	51.6
2	KEMMAS NAOMI	Pierrelatte	2005	11.8	13.1	12.4	13.4	50.7
3	RIGOLE LENA	Bourg st andeol	2006	11.0	12.9	12.3	13.1	49.3
4	TILMANT SHANA	Pierrelatte	2000	10.9	12.6	12.1	12.5	48.1
5	BOSSANNE ELSA	Bourg st andeol	2005	11.0	11.4	12.2	13.3	47.9
6	RENAUT DORINE	Pierrelatte	2004	11.5	11.5	11.9	12.2	47.1
7	HUGUES CHARLOTTE	Bourg st andeol	2005	11.1	12.5	11.3	11.7	46.6
8	DUPONT THERESE	Bourg st andeol	2005	10.6	10.9	11.4	12.0	44.9
9	ODEYER LISA	Pierrelatte	2005	0.0	5.9	0.0	0.0	5.9

2. FEMININ NIVEAU6 7-14 ans . SA_DA (individuels)

2.1. Résultats par équipes





	Equipe	Club					Total
1	Privas	7--Sc privas gym	39.7	41.3	43.5	43.7	168.2
2	Crest 1	26--Us crétoise gymnastique	39.5	42.1	43.5	42.4	167.5
3	Bourg st andeol	7--UNION SPORTIVE BOURGUESANNE	42.1	43.1	0.0	40.2	125.4
4	Crest 2	26--Us crétoise gymnastique	37.0	0.0	40.2	40.0	117.2

2.2. Résultats individuels





	Gymnaste	Equipe	Annee					Total
1	ANDONI TIFFEN	Privas	2007	10.3	10.8	10.9	11.2	43.2
2	HURTEAU CAMELIA	Crest 1	2006	9.9	10.9	10.9	10.7	42.4
3	MARTIN EVA	Privas	2007	9.5	10.9	10.7	10.9	42.0
4	DUPRE EMMA	Crest 1	2007	9.9	10.9	10.0	10.5	41.3
5	BIRON CAPUCINE	Privas	2006	10.0	10.9	10.1	10.1	41.1
6	MASSON LOUANE	Crest 1	2006	9.8	10.3	11.0	9.8	40.9
7	DUFOUR EULALIE	Privas	2008	9.7	8.5	11.3	10.8	40.3
8	QUENARD ELISA	Crest 1	2008	9.9	10.0	8.8	10.8	39.5
9	LANGE LISON	Privas	2006	9.3	8.7	10.6	10.8	39.4
10	BRIAT-MULLER MANON	Crest 1	2009	8.2	9.7	10.9	10.4	39.2
11	PIKOR CAMILLE	Privas	2007	9.7	7.2	10.0	9.4	36.3
12	FAUGLOIRE JEANNE	Bourg st andeol	2007	10.4	11.2	0.0	10.2	31.8
13	MALOUANI HANAE	Bourg st andeol	2008	10.7	10.5	0.0	10.1	31.3
14	DESESTRETS AGATHE	Bourg st andeol	2008	10.8	10.4	0.0	10.0	31.2
15	LASHERMES CLARA	Bourg st andeol	2006	10.2	10.8	0.0	9.8	30.8
16	DEGRUEL MAIA	Crest 2	2006	9.6	0.0	10.6	10.5	30.7
17	FAURE LEILA	Crest 2	2007	9.2	0.0	11.1	10.2	30.5
18	DUCREUX CLARISSE	Crest 1	2006	0.0	8.8	10.7	10.0	29.5
19	BOMPARD ALICIA	Crest 2	2006	7.8	0.0	9.8	9.8	27.4
20	ANNESTAY IRIS	Crest 2	2010	9.2	0.0	8.4	9.5	27.1
21	BEGOU ANDREA	Crest 2	2007	8.1	0.0	8.7	8.8	25.6
22	PAIXAO MAEE	Crest 2	2009	9.0	0.0	5.5	9.1	23.6
23	HERVE MONA	Bourg st andeol	2006	0.0	10.6	0.0	9.9	20.5

3. FEMININ NIVEAU1 11 + . SA_DA (individuels)

3.1. Résultats par équipes





	Equipe	Club					Total
1	Loriol	26--Groupe omnisports loriolais (gol)	22.6	37.0	37.5	39.7	136.8

3.2. Résultats individuels





	Gymnaste	Equipe	Annee					Total
1	THEVENET LEA	Loriol	2000	11.5	12.9	12.5	13.7	50.6
2	TOMAS ANGEL	Loriol	2007	11.1	10.3	11.5	12.8	45.7
3	BERGER PRALY OCEANE	Loriol	2002	0.0	11.9	13.5	13.2	38.6
4	GAUDARD MAUREEN	Loriol	1999	0.0	12.2	0.0	0.0	12.2

4. FEMININ NIVEAU3 11-18 ans . SA_DA (individuels)

4.1. Résultats par équipes





	Equipe	Club					Total
1	Privas	7--Sc privas gym	31.8	37.1	35.4	38.9	143.2
2	St Rambert d Albon	26--ASCR Gym	32.4	33.4	35.5	37.1	138.4
3	Loriol	26--Groupe omnisports loriolais (gol)	32.3	33.5	34.9	37.1	137.8

4.2. Résultats individuels





	Gymnaste	Equipe	Annee					Total
1	VO LUCIE	Privas	2002	10.4	12.6	11.8	13.0	47.8
2	REYES ELISA	Privas	2003	10.4	12.2	11.9	12.6	47.1
3	BRUYERE MARIE-ANAÏS	St Rambert d Albon	2004	10.1	11.5	12.8	12.2	46.6
4	MOINE CLARA	Loriol	2006	10.6	12.2	11.3	11.9	46.0
	VASSAS ELEA	Privas	2001	10.7	10.3	11.7	13.3	46.0
6	GENETTE MANDY	Loriol	2001	10.8	10.2	11.8	12.4	45.2
7	NADAUD ANAIS	Loriol	2007	10.5	11.1	11.3	12.2	45.1
8	LEVERNEY MALYA	St Rambert d Albon	2002	10.9	10.8	12.3	10.6	44.6
9	LALLEMENT MAILYS	St Rambert d Albon	2004	10.8	10.8	10.4	12.4	44.4
10	GARAGNON JOHANNA	Loriol	2006	10.9	9.0	11.8	12.5	44.2
11	NUOVO HARMONIE	Privas	2001	10.6	10.2	11.2	11.6	43.6
12	COLLET SILHOE	St Rambert d Albon	2002	10.7	11.1	7.4	12.5	41.7
13	GUILBAUD SOLENN	Privas	2003	10.5	12.3	11.1	0.49	34.4
14	SAPET BUTEL GIULIANA	Loriol	2007	0.0	0.0	0.0	0.0	0.0

5. FEMININ NIVEAU5 11-18 ans . SA_DA (individuels)

5.1. Résultats par équipes





	Equipe	Club					Total
1	Crest	26--Us crétoise gymnastique	42.5	45.6	42.7	46.7	177.5
2	Loriol	26--Groupe omnisports loriolais (gol)	41.1	42.7	43.4	46.0	173.2
3	St Rambert d Albon	26--ASCR Gym	40.5	39.4	38.8	44.8	163.5

5.2. Résultats individuels





	Gymnaste	Equipe	Annee					Total
1	CAMBRILLAT SALOMÉ	Crest	2001	10.8	11.4	11.1	11.8	45.1
2	LE FRANCOIS ALICE	Crest	2005	10.5	11.8	11.1	11.5	44.9
3	ROLLAND CINDY	Crest	2000	10.6	11.8	10.3	11.6	44.3
4	GARNIER CARLA	Loriol	2004	10.4	11.1	10.6	11.6	43.7
5	ARNAUD MARIE	Loriol	2004	10.0	10.5	11.4	11.6	43.5
	FAURIEL SALOME	Loriol	2003	10.3	10.8	11.0	11.4	43.5
7	GAERTNER NOEMIE	St Rambert d Albon	2002	10.5	10.5	10.9	10.7	42.6
8	MICHEL MARGO	Loriol	2004	10.4	10.3	10.4	11.4	42.5
9	VALZER VALENTINE	St Rambert d Albon	2004	10.3	10.1	9.6	11.4	41.4
	BERGER TAIS	Crest	2005	10.0	10.6	9.5	11.3	41.4
11	ANNESTAY IRINA	Crest	2005	9.9	10.4	9.0	11.8	41.1
12	ROUABAH ELIA	Crest	2005	10.6	9.9	10.2	10.3	41.0
13	MACRON JASMINE	Loriol	2001	10.0	10.2	8.7	11.4	40.3
14	KOACHE JADE	St Rambert d Albon	2005	9.7	9.0	9.8	11.7	40.2
15	DORNE LEANE	St Rambert d Albon	2004	10.0	9.8	8.5	11.0	39.3
16	ROBERT LUDIVINE	St Rambert d Albon	2003	0.0	0.0	0.0	0.0	0.0
	UNY MAILYS	Loriol	2002	0.0	0.0	0.0	0.0	0.0

6. FEMININ NIVEAU7 11 + . SA_DA (individuels)

6.1. Résultats par équipes

	Equipe	Club					Total
1	Romans	26--avenir de romans	35.9	39.2	37.5	37.9	150.5
2	Alex 2	26--Section gymnique alex	36.5	37.4	38.0	36.4	148.3
3	St Rambert d Albon 1	26--ASCR Gym	34.9	38.5	36.7	37.7	147.8
4	Alex 1	26--Section gymnique alex	33.7	38.5	37.5	37.9	147.6
5	Loriol	26--Groupe omnisports loriolais (gol)	31.8	37.8	37.1	39.1	145.8
6	Privas	7--Sc privas gym	31.9	36.4	37.3	36.3	141.9
7	Montelimar	26--Montelimar	34.0	37.0	34.8	35.2	141.0
8	St Rambert d Albon 2	26--ASCR Gym	35.1	33.5	33.8	36.7	139.1
9	Crest	26--Us crétoise gymnastique	34.1	39.1	36.6	0.0	109.8





6.2. Résultats individuels

	Gymnaste	Equipe	Annee					Total
1	FIORAVENTI ELISÉA	Romans	2004	9.1	10.3	9.8	9.8	39.0
2	GUILLET MORGANE	Alex 2	2003	9.6	9.6	9.5	9.7	38.4
3	OLIVERO NINON	Alex 1	2003	9.2	10.4	9.6	9.1	38.3
4	PLANTIER JULIETTE	Romans	2007	9.4	9.9	8.8	10.0	38.1
5	RANCHOUX MAEVA	St Rambert d Albon 1	2007	9.3	9.1	9.5	10.1	38.0
6	SUGIER CAMILLE	Alex 2	2003	9.3	10.0	9.7	8.9	37.9
7	BROCHARD EMMA	Alex 1	2004	8.2	10.2	9.8	9.6	37.8
8	FOREST LILY	St Rambert d Albon 1	2007	8.4	10.1	9.4	9.8	37.7
9	AUBERT EMMA	Loriol	2007	8.3	9.9	9.8	9.6	37.6
10	GARNIER LAURA	Loriol	2007	7.6	9.6	9.8	9.8	36.8
11	NAVERY ISLEY	Loriol	2007	7.8	10.1	8.7	10.0	36.6
12	FAUCHOT MANON	Alex 2	2002	9.0	9.6	9.9	8.0	36.5
	CHERGAOUI FAUSTINE	Romans	2007	8.9	10.1	8.9	8.6	36.5
14	BOULARD JESSICA	Alex 1	2001	8.1	9.7	9.1	9.4	36.3
15	VIDALOT JADE	Privas	2004	7.4	9.9	9.3	9.5	36.1
16	RIBEIRO INES	Romans	2004	8.5	8.4	9.5	9.5	35.9
17	AGENEAU RIVET ILENA	St Rambert d Albon 1	2007	9.0	10.2	8.0	8.5	35.7
18	MARTINEZ SHEREEN	Montelimar	2006	8.7	9.5	8.7	8.7	35.6
19	LOPES MARTINS NINA	Alex 2	2003	8.6	8.2	8.9	9.8	35.5
	DOHERTY MARION	Montelimar	2007	8.4	8.9	9.2	9.0	35.5
21	BOUDOYEN ENORA	Privas	2006	8.2	8.5	9.2	9.4	35.3
	SIRVENT CHAZEL ANA	Montelimar	2006	8.3	10.0	8.0	9.0	35.3
23	GLAIZAL JULIE	Privas	2003	8.2	9.1	9.1	8.8	35.2
24	EZ ZBADI FADWA	St Rambert d Albon 2	2004	8.2	9.3	8.3	9.3	35.1
25	DAMOUCDARI SOLABE LYAH	St Rambert d Albon 1	2007	7.8	9.1	9.2	8.7	34.8
	LEROY LEANE	Loriol	2007	8.1	8.2	8.8	9.7	34.8
27	FRAGNOL LOLA	Romans	2005	8.4	8.9	9.3	8.1	34.7
28	BOULAT EULALIE	Privas	2005	7.7	8.9	9.5	8.5	34.6
	BRUN LAURINE	Montelimar	2004	8.6	8.6	8.9	8.5	34.6
30	DA SILVA JULIE	St Rambert d Albon 1	2007	8.2	8.6	8.6	9.1	34.5
31	OVIZE ELINE	St Rambert d Albon 2	2006	8.3	8.0	8.9	9.0	34.2





	FAURE ANAELLE	Alex 1	2003	8.2	7.7	9.0	9.3	34.2
33	FOREST LOLA	St Rambert d Albon 2	2005	7.8	8.3	8.3	9.6	34.0
34	HUGUET JUSTINE	Privas	2005	7.8	8.2	9.3	8.6	33.9
35	RAVIT CELESTE	St Rambert d Albon 2	2006	9.6	6.3	7.8	8.8	32.5
36	MANGIN FRAPPA ALICE	St Rambert d Albon 2	2006	8.7	7.3	8.3	7.9	32.2
37	ALBERT MANON	St Rambert d Albon 2	2004	8.5	7.9	8.0	7.6	32.0
38	DESBOS LUCIE	Crest	2007	9.3	10.4	8.8	0.0	28.5
39	GRIGORYEV MORGANE	Crest	2007	8.4	10.1	9.4	0.0	27.9
40	GAMEL LOANE	Crest	2007	8.0	10.1	9.3	0.0	27.4
41	BRUCHON ANAELLE	Alex 1	2002	0.0	8.2	8.9	9.6	26.7
42	DEJOUX CELIA	Crest	2006	8.4	8.4	9.1	0.0	25.9
43	PAIXAO ELOÏSE	Crest	2005	7.3	8.5	8.0	0.0	23.8
44	PRUDHOMME LAHNA	St Rambert d Albon 1	2007	0.0	0.0	0.0	0.0	0.0
	LADREYT LENA	Loriol	2004	0.0	0.0	0.0	0.0	0.0
	ZANCANARO LEA	Loriol	2004	0.0	0.0	0.0	0.0	0.0
	LOMBARDY KELLY	Crest	2006	0.0	0.0	0.0	0.0	0.0
	PASCAL MELINE	Alex 1	2005	0.0	0.0	0.0	0.0	0.0
	POCHON LÉNA	Alex 2	2005	0.0	0.0	0.0	0.0	0.0
	SUAREZ OPHELIA	Romans	2004	0.0	0.0	0.0	0.0	0.0
	MARRON CAMILLE	Montelimar	2006	0.0	0.0	0.0	0.0	0.0

7. FEMININ NIVEAU7 7-10 ans . SA_DA (individuels)

7.1. Résultats par équipes





	Equipe	Club					Total
1	Loriol	26--Groupe omnisports loriolais (gol)	37.4	41.0	39.4	39.0	156.8
2	Romans 2	26--avenir de romans	39.7	40.9	38.6	35.0	154.2
3	Crest	26--Us crétoise gymnastique	34.1	36.9	33.9	32.5	137.4
4	Romans 1	26--avenir de romans	38.1	0.0	38.3	38.1	114.5

7.2. Résultats individuels





	Gymnaste	Equipe	Annee					Total
1	WALLOIS MELINA	Loriol	2010	9.2	10.2	10.2	9.7	39.3
2	BOELY LANA	Loriol	2009	9.8	10.5	9.2	9.7	39.2
3	ROBIN SARAH	Romans 2	2008	10.2	10.3	9.7	8.6	38.8
4	GUIGNON LOANE	Loriol	2009	8.7	10.1	9.5	10.3	38.6
	SI MERABET AMBRE	Romans 2	2009	9.3	10.2	9.6	9.5	38.6
6	VERT ALYSSA	Romans 2	2008	10.1	9.7	10.0	8.5	38.3
7	BOUKCHACHA LOUANE	Loriol	2010	9.0	9.7	10.0	9.3	38.0
8	SERGIENKO GABRIELLE	Romans 2	2009	10.1	9.9	9.3	8.4	37.7
9	DIDIER VICTORIA	Romans 2	2009	9.2	10.1	9.2	8.0	36.5
10	BREDUILLIEARD MAELLE	Loriol	2009	8.3	10.2	9.7	8.2	36.4
11	O'HARE EMILY	Romans 2	2009	8.5	10.3	8.7	7.9	35.4
12	DAVO ROMANE	Loriol	2009	9.4	8.9	9.1	7.8	35.2
13	GILLOUIN EVA	Crest	2009	9.4	8.6	8.3	8.3	34.6
	ARCHINARD RUBIE	Crest	2009	8.2	10.2	8.1	8.1	34.6
15	ABED LEIA	Crest	2010	8.2	9.7	8.1	7.7	33.7
16	ADRIAENS SOLUNE	Crest	2008	8.3	8.3	8.6	8.2	33.4
17	POULET CLEMENCE	Crest	2009	8.0	8.4	8.9	7.3	32.6
18	NGOUMOU LILIANE	Crest	2010	8.2	8.3	6.9	7.9	31.3
19	MICHEL DIT BARON CHARLYSE	Romans 1	2008	9.3	0.0	9.8	9.7	28.8
20	BATHILY GLASER JADE	Romans 1	2009	9.6	0.0	9.4	9.6	28.6
21	BOURNE AXELE	Romans 1	2008	9.7	0.0	8.9	9.8	28.4
22	AMADOR-BILLON ROSA	Romans 1	2009	9.1	0.0	10.1	9.0	28.2
23	SITHPASEUTH LÉA	Romans 1	2009	9.5	0.0	9.0	8.9	27.4
24	CLAVEL JOY	Romans 1	2008	9.3	0.0	8.5	8.5	26.3

8. FEMININ NIVEAU7 7-12 ans . SA_DA (individuels)

8.1. Résultats par équipes





	Equipe	Club					Total
1	Montelimar	26--Montelimar	36.0	37.1	35.9	30.9	139.9
2	Loriol	26--Groupe omnisports loriolais (gol)	33.6	26.6	32.9	32.9	126.0

8.2. Résultats individuels





	Gymnaste	Equipe	Annee					Total
1	MCHIRI MANON	Montelimar	2006	9.1	10.9	9.5	7.7	37.2
2	RIGAUD JASMINE	Loriol	2008	8.5	8.3	9.3	9.4	35.5
3	GIARDI EMMA	Montelimar	2006	8.8	10.1	8.8	7.5	35.2
4	VIALLON ARWENN	Montelimar	2008	9.4	8.3	9.1	7.9	34.7
5	ZANCANARO MAELYS	Loriol	2009	8.4	10.0	8.9	7.2	34.5
6	BUHOT ALICIA	Loriol	2009	8.3	8.3	7.6	8.5	32.7
7	SENSEY MARGOT	Montelimar	2007	8.7	7.3	8.5	7.1	31.6
8	CAYREL LOLA	Montelimar	2007	8.2	6.3	8.3	7.8	30.6
9	BELATRECHE REIHANA	Montelimar	2009	8.1	7.8	7.6	4.4	27.9
10	ORIOU LINA	Loriol	2008	8.4	0.0	0.0	7.8	16.2
11	WALLOIS OCEANE	Loriol	2006	0.0	0.0	0.0	0.0	0.0

9. FEMININ NIVEAU8 7-8 ans . SA_DA (individuels)

9.1. Résultats par équipes

	Equipe	Club					Total
1	Loriol	26--Groupe omnisports loriolais (gol)	36.5	37.3	39.1	38.2	151.1

9.2. Résultats individuels

	Gymnaste	Equipe	Annee					Total
1	BOYRON AUBANE	Loriol	2011	8.9	9.3	9.9	9.9	38.0
	GUIGNON MYA	Loriol	2010	9.3	9.3	9.8	9.6	38.0
3	OJELL CHLOE	Loriol	2010	8.9	9.2	9.6	9.2	36.9
4	SOLEIL GAIA	Loriol	2010	9.4	9.5	8.3	9.5	36.7
5	COCUSSE YDA	Loriol	2010	0.0	7.1	9.8	8.5	25.4

10. FEMININ NIVEAU5 7-10 ans . SA_DA (individuels)

10.1. Résultats par équipes





	Equipe	Club					Total
1	Pierrelatte	26--Pierrelatte	40.2	40.0	41.6	47.2	169.0

10.2. Résultats individuels





	Gymnaste	Equipe	Annee					Total
1	RENAUT LISA	Pierrelatte	2009	10.5	10.7	11.0	12.2	44.4
2	VIOUJAS CHARLINE *	Loriol 1 (indiv) (indiv)	2008	10.3	10.7	10.9	11.3	43.2
3	GARNIER NINON	Pierrelatte	2008	9.9	10.1	10.9	11.7	42.6
4	HELPER LILOU *	Loriol 1 (indiv) (indiv)	2009	10.3	11.0	9.8	11.2	42.3
5	IEOLA ROXANE	Pierrelatte	2009	10.3	9.5	10.1	11.8	41.7
6	PIO JANAE	Pierrelatte	2008	9.5	9.7	9.4	11.5	40.1
7	CAULI CHARLENE	Pierrelatte	2009	0.0	0.0	9.6	10.4	20.0

11. FEMININ NIVEAU2 11 + . SA_DA (individuels)

11.1. Résultats par équipes





	Equipe	Club					Total
1	Privas	7--Sc privas gym	35.2	39.6	35.9	40.8	151.5
2	Crest	26--Us crétoise gymnastique	34.4	36.3	36.3	38.3	145.3

11.2. Résultats individuels





	Gymnaste	Equipe	Annee					Total
1	MOULIN MORGANE	Privas	2005	12.1	13.3	12.6	13.8	51.8
2	ROLLAND CELIE	Crest	2000	11.8	13.4	11.4	13.6	50.2
3	QUINTANA CLOE	Privas	1999	12.1	12.8	11.4	13.6	49.9
4	AZAIS ABIGAIL	Crest	1996	11.1	13.0	12.6	13.0	49.7
5	GUIRON CELIA	Privas	2003	11.0	11.8	11.1	13.4	47.3
6	BENOIT MARGO	Crest	2001	11.5	8.5	12.3	11.7	44.0
7	SEON ZOE	Crest	2004	10.2	9.2	10.9	11.5	41.8
8	BRIOT TESS	Privas	2001	11.0	0.0	11.9	13.4	36.3
9	SISTERON MELISSA	Crest	2004	0.0	9.9	10.3	10.0	30.2
10	AYRAUD PERRINE	Privas	1984	0.0	13.5	11.3	0.0	24.8

12. FEMININ NIVEAU4 11-15 ans . SA_DA (individuels)

12.1. Résultats par équipes





	Equipe	Club					Total
1	Privas	7--Sc privas gym	32.7	35.9	37.9	37.5	144.0
2	Loriol	26--Groupe omnisports loriolais (gol)	32.3	35.8	35.0	37.2	140.3
3	St Rambert d Albon	26--ASCR Gym	31.7	34.0	32.6	34.0	132.3
4			0.0	0.0	0.0	0.0	0.0

12.2. Résultats individuels





	Gymnaste	Equipe	Annee					Total
1	CHARVE LILOU	Privas	2004	10.9	12.4	12.8	12.1	48.2
2	BARDEL COLINE	Privas	2007	10.9	11.7	12.8	12.2	47.6
	VERDOT ROXANE	Privas	2007	10.9	11.8	12.3	12.6	47.6
4	BENMAKHLOUF JADE	Loriol	2004	11.2	12.2	11.6	12.2	47.2
5	PION LOU	Loriol	2004	10.6	12.0	11.6	12.5	46.7
6	CLOT MANON	Loriol	2007	10.5	11.6	11.8	12.5	46.4
7	XIONG LIZZIE	Privas	2007	10.5	10.7	12.0	12.7	45.9
8	MADELON FLAVIE	St Rambert d Albon	2006	10.7	12.2	11.5	11.1	45.5
9	UNY LOUANE	Loriol	2004	10.0	11.5	10.7	12.2	44.4
10	LASNAMI MAEVA	St Rambert d Albon	2006	10.7	11.4	10.9	11.3	44.3
11	MIGLIORINI HANAE	Privas	2004	10.0	11.5	11.0	11.7	44.2
12	GRENIER LISON	St Rambert d Albon	2006	10.3	10.4	10.2	11.6	42.5
13	ALMANZA MAELYS	St Rambert d Albon	2007	10.1	10.3	9.7	10.1	40.2
14	OJELL LIZZIE	Loriol	2007	10.4	8.7	9.9	11.0	40.0
15	1		0	0.0	0.0	0.0	0.0	0.0
	2		0	0.0	0.0	0.0	0.0	0.0
	3		0	0.0	0.0	0.0	0.0	0.0
	4		0	0.0	0.0	0.0	0.0	0.0
	5		0	0.0	0.0	0.0	0.0	0.0

13. FEMININ NIVEAU4 11-18 ans . SA_DA (individuels)

13.1. Résultats par équipes





	Equipe	Club					Total
1	Loriol	26--Groupe omnisports loriolais (gol)	31.3	34.1	34.0	37.4	136.8

13.2. Résultats individuels





	Gymnaste	Equipe	Annee					Total
1	CLAIR LAURA	Loriol	2000	10.0	12.0	11.3	12.6	45.9
2	MALLEVAL LAURA	Loriol	2001	10.4	10.8	11.4	12.4	45.0
3	MATHON ANGELINA	Loriol	2006	10.2	10.7	10.4	12.4	43.7
4	DUFOUR LAURA	Loriol	2000	10.7	10.0	11.3	10.7	42.7
5	GUERREIRO CARLA INES	Loriol	2001	0.0	11.3	9.7	12.4	33.4

14. FEMININ NIVEAU6 11 + . SA_DA (individuels)

14.1. Résultats par équipes





	Equipe	Club					Total
1	Crest	26--Us crétoise gymnastique	29.5	37.8	40.4	39.4	147.1

14.2. Résultats individuels

	Gymnaste	Equipe	Annee					Total
1	BRUSTOLIN LÉANA	Crest	2004	10.0	10.8	10.1	10.9	41.8
2	PONTON EMY	Crest	2005	10.0	8.7	10.7	10.4	39.8
3	JOUSSE LEA	Crest	2004	9.5	9.6	9.1	9.9	38.1
4	DEVLAEMINCK MAELLY	Crest	2003	0.0	8.7	10.5	8.2	27.4
5	PARUCH LAURA	Crest	1995	0.0	0.0	0.0	0.0	0.0

15. FEMININ NIVEAU6 11-15 ans . SA_DA (individuels)

15.1. Résultats par équipes





	Equipe	Club					Total
1	Romans	26--avenir de romans	41.3	41.7	41.5	42.7	167.2
2	St Rambert d Albon 2	26--ASCR Gym	40.8	39.5	39.0	44.0	163.3
3	Crest	26--Us crétoise gymnastique	39.6	39.9	39.9	43.6	163.0
4	St Rambert d Albon 1	26--ASCR Gym	40.9	41.7	37.5	42.6	162.7
5	St Rambert d Albon 3	26--ASCR Gym	38.2	38.4	32.4	41.8	150.8

15.2. Résultats individuels


	Gymnaste	Equipe	Annee					Total
1	BERREHOUC LILOU	St Rambert d Albon 1	2007	10.4	10.9	9.8	10.9	42.0
2	WEBER ANAIS	St Rambert d Albon 1	2007	10.5	10.6	9.6	11.2	41.9
3	THOMAS CHLOE	Romans	2004	10.1	9.8	11.4	10.4	41.7
4	DEVOIZE CHLOE	Romans	2004	10.8	10.9	9.0	10.9	41.6
5	BAYLE LILOU	Crest	2006	10.0	10.8	9.9	10.7	41.4
6	LUIS PEREIRA LISE	St Rambert d Albon 2	2006	10.2	9.7	10.2	11.1	41.2
	ROCHE LISON	Romans	2003	9.4	10.5	11.1	10.2	41.2
8	CORDIER AMBRE	Romans	2003	10.2	10.5	10.0	10.3	41.0
9	SOULIE ALIX	Crest	2004	10.2	9.5	10.1	11.1	40.9
10	CANDESSOUSSENS SOLENE	St Rambert d Albon 2	2006	10.5	9.1	10.0	10.9	40.5
	RIGNOL ELLY	St Rambert d Albon 2	2006	10.0	10.2	9.3	11.0	40.5
	DESHAYES EMMA	Crest	2004	9.7	10.2	9.4	11.2	40.5
13	BOUVET CLARA	St Rambert d Albon 1	2007	9.8	10.3	9.0	10.8	39.9
	CAMILLE VICTORIA	St Rambert d Albon 2	2007	9.9	9.5	9.5	11.0	39.9
15	REY LOUANE	Romans	2007	10.2	9.5	9.0	11.1	39.8
16	PAIXAO SHANA	Crest	2004	9.0	9.4	10.5	10.6	39.5
17	ANDRIANIRINA ANJARA	St Rambert d Albon 1	2007	10.2	9.9	9.0	9.6	38.7
18	ATIENZA MAEVA	St Rambert d Albon 1	2007	9.8	9.7	9.1	9.7	38.3
19	OVIZE LANA	St Rambert d Albon 3	2005	9.3	10.0	8.2	10.6	38.1
20	REBOULET PERRINE	St Rambert d Albon 3	2005	9.9	10.2	7.4	10.1	37.6
21	BUTHION ALICIA	St Rambert d Albon 3	2004	9.8	9.8	8.3	9.4	37.3
22	ABBAZ MANON	Crest	2006	9.7	7.2	9.0	10.5	36.4
23	MARTIN ZOE	St Rambert d Albon 2	2006	10.1	10.1	8.0	7.9	36.1
24	CHARAFI MILTANI HIBA	St Rambert d Albon 2	2006	9.1	6.8	7.7	10.1	33.7
	BLANC ESTHER	St Rambert d Albon 3	2006	9.2	8.4	5.7	10.4	33.7
26	FRANZOLINI KASSANDRA	St Rambert d Albon 3	2004	8.9	5.0	7.3	10.7	31.9
27	CAMILLE FLAVIE	St Rambert d Albon 3	2005	8.3	6.0	8.5	6.9	29.7
28	BERREHOUC ISIS	St Rambert d Albon 1	2007	0.0	0.0	0.0	0.0	0.0

16. FEMININ ENCHAÎNEMENT 6-8 ans . SA_DA (individuels)

16.1. Résultats par équipes





	Equipe	Club					Total
1	St Rambert d Albon 1	26--ASCR Gym	31.8	32.3	30.4	28.0	122.5
2	Allex	26--Section gymnique allex	29.6	32.4	31.0	27.2	120.2
3	St Rambert d Albon 2	26--ASCR Gym	30.3	32.1	29.6	27.1	119.1

16.2. Résultats individuels





	Gymnaste	Equipe	Annee					Total
1	OCHIER GUSTIN ROMANE	St Rambert d Albon 1	2012	8.3	8.0	7.8	7.9	32.0
2	PINET NOLA	Allex	2012	8.2	8.0	7.9	7.4	31.5
3	COURAGE LOU	St Rambert d Albon 1	2011	7.9	8.0	7.7	7.2	30.8
4	RANC MERYL	St Rambert d Albon 2	2011	7.9	8.2	7.2	7.2	30.5
5	ROS JEANNE	Allex	2011	7.2	8.2	8.0	6.8	30.2
6	RANC LOËLIA	Allex	2011	7.3	8.0	7.7	7.0	30.0
7	ROUTAOUI BRUYERE AYA	St Rambert d Albon 1	2011	7.7	8.2	7.3	6.7	29.9
8	FROGER ANGELE	St Rambert d Albon 2	2011	7.8	8.0	7.5	6.5	29.8
	AILLOUD CHARLENE	St Rambert d Albon 1	2011	7.9	8.1	7.6	6.2	29.8
10	KOACHE JENNAH	St Rambert d Albon 2	2011	7.7	8.0	7.2	6.5	29.4
	RANCHOUX AMELINE	St Rambert d Albon 2	2011	6.9	7.9	7.7	6.9	29.4
12	HIRSCHINGER LISA	Allex	2011	6.9	8.2	7.4	6.0	28.5
13	DUCHAND KAO ALIXE	Allex	2010	6.8	7.9	7.0	5.3	27.0
14	GIROD LAURA	St Rambert d Albon 2	2011	0.0	0.0	0.0	0.0	0.0
	MEDDAH JENNA	St Rambert d Albon 1	2011	0.0	0.0	0.0	0.0	0.0

17. FEMININ NIVEAU4 11 + . SA_DA (individuels)

17.1. Résultats par équipes





	Equipe	Club					Total
1	St Rambert d Albon	26--ASCR Gym	31.9	35.1	33.7	37.3	138.0

17.2. Résultats individuels





	Gymnaste	Equipe	Annee					Total
1	VIVET ANAIS	St Rambert d Albon	2003	10.4	11.9	11.8	12.4	46.5
2	REYNAUD AMBRE	St Rambert d Albon	2001	10.5	11.4	11.1	12.2	45.2
3	GAVILLOT SARAH	St Rambert d Albon	2002	11.0	10.7	10.7	12.7	45.1
4	LAOUAZI TRACY	St Rambert d Albon	2006	10.0	11.8	10.8	12.2	44.8
5	MARTOS LORRIE	St Rambert d Albon	1999	0.0	0.0	0.0	0.0	0.0

18. FEMININ NIVEAU6 7-10 ans . SA_DA (individuels)

18.1. Résultats par équipes





	Equipe	Club					Total
1	St Rambert d Albon	26--ASCR Gym	36.8	40.4	40.4	41.6	159.2

18.2. Résultats individuels





	Gymnaste	Equipe	Annee					Total
1	LAOUAZI KELIA	St Rambert d Albon	2008	9.9	10.8	10.0	10.7	41.4
2	BARWICKI CLEMENCE	St Rambert d Albon	2008	9.1	10.8	10.0	10.7	40.6
3	VAUDAINÉ ELENA	St Rambert d Albon	2008	9.2	9.4	10.5	10.2	39.3
4	VANDENDRIESSCHE AMBRE	St Rambert d Albon	2008	8.2	8.4	9.9	10.0	36.5
5	MOUA MANON	St Rambert d Albon	2008	8.0	9.4	8.2	9.6	35.2
6	FREY LILY	St Rambert d Albon	2008	8.6	5.6	7.7	9.2	31.1

19. FEMININ NIVEAU7 7-14 ans . SA_DA (individuels)

19.1. Résultats par équipes





	Equipe	Club					Total
1	Allex	26--Section gymnique allex	36.8	39.5	37.5	38.4	152.2
2	St Rambert d Albon	26--ASCR Gym	34.8	36.5	36.5	36.9	144.7

19.2. Résultats individuels





	Gymnaste	Equipe	Annee					Total
1	DUFOUR LOU	Allex	2007	9.9	10.3	9.0	9.9	39.1
2	BARBELON LEA	Allex	2007	9.2	10.2	9.8	9.7	38.9
3	GUERREIRO FIONA	St Rambert d Albon	2008	9.1	9.9	9.5	9.6	38.1
4	PAILLARD CAMILLE	Allex	2005	8.4	9.3	9.4	9.6	36.7
5	CHAZOT PHYBY	Allex	2006	8.6	9.7	9.3	8.3	35.9
6	DARFEUIL THAÏS	Allex	2008	9.1	8.8	8.5	9.2	35.6
7	BRUYERE CHARLYNE	St Rambert d Albon	2010	8.6	8.0	9.1	9.2	34.9
8	SEIXAS MAELYS	St Rambert d Albon	2009	8.0	8.5	8.1	9.4	34.0
9	OSTERNAUD GARANCE	St Rambert d Albon	2009	8.6	9.6	6.8	8.7	33.7
10	DRAGOSI CELIA	St Rambert d Albon	2008	8.5	8.5	8.4	7.5	32.9
11	VANDENDRIESSCHE TIPHANIE	St Rambert d Albon	2004	8.3	7.0	9.5	7.5	32.3

20. FEMININ NIVEAU7 7-8 ans . SA_DA (individuels)

20.1. Résultats par équipes



	Equipe	Club					Total
1	St Rambert d Albon	26--ASCR Gym	36.0	40.5	38.6	38.6	153.7

20.2. Résultats individuels





	Gymnaste	Equipe	Annee					Total
1	VAUDAINÉ MANON	St Rambert d Albon	2010	9.1	10.3	10.2	10.3	39.9
2	DAMOUCDARI SOLABE EMMA	St Rambert d Albon	2010	9.1	10.0	9.7	9.7	38.5
3	PERRIERE ZOE	St Rambert d Albon	2010	9.2	10.5	9.5	8.7	37.9
4	SASSOLAS ASIA	St Rambert d Albon	2010	8.5	9.7	9.2	9.6	37.0
5	BEATRIX LEYNA	St Rambert d Albon	2010	8.6	8.6	9.0	9.0	35.2
6	CHARAFI MILTANI NOUR	St Rambert d Albon	2010	0.0	8.5	7.9	8.8	25.2

21. FEMININ NIVEAU8 7-10 ans . SA_DA (individuels)

21.1. Résultats par équipes

	Equipe	Club					Total
1	Romans	26--avenir de romans	33.4	39.1	39.7	38.4	150.6
2	Allex	26--Section gymnique allex	35.5	33.2	38.1	34.8	141.6
3	St Rambert d Albon 1	26--ASCR Gym	34.6	31.2	35.6	36.2	137.6
4	St Rambert d Albon 4	26--ASCR Gym	32.7	28.7	37.5	36.3	135.2
5	Montelimar	26--Montelimar	34.0	29.2	35.2	31.1	129.5
6	St Rambert d Albon 3	26--ASCR Gym	24.9	31.4	33.7	33.7	123.7
7	St Rambert d Albon 2	26--ASCR Gym	15.8	30.7	34.8	32.6	113.9





21.2. Résultats individuels

	Gymnaste	Equipe	Annee					Total
1	SAUBESTY CAMILLE	Romans	2010	7.8	10.2	10.0	10.0	38.0
2	MILAN LOLA	Romans	2009	8.2	9.7	10.0	9.7	37.6
3	YONCOURT CASSANDRA	Romans	2011	8.7	9.5	10.0	9.3	37.5
4	SERAOUI LINA	Romans	2011	8.5	9.7	9.4	9.2	36.8
5	OMOWAKPI EVA	St Rambert d Albon 4	2010	9.2	9.2	9.7	8.5	36.6
6	HUMBERT LOLA	Romans	2010	8.0	9.3	9.7	9.4	36.4
	MERINO LYANA	Montelimar	2008	8.6	9.4	9.5	8.9	36.4
8	ROBERT LOUANE	Allex	2008	8.8	7.8	10.0	9.6	36.2
9	GERLAND MILA	Allex	2008	9.2	8.7	9.5	8.5	35.9
10	CHAMP ANAE	Allex	2009	8.9	8.4	9.7	8.7	35.7
11	VIALETTE MAEVA	St Rambert d Albon 4	2010	8.0	8.3	9.8	9.3	35.4
	DORNE MANON	St Rambert d Albon 1	2010	8.3	8.7	9.0	9.4	35.4
13	LAIGNEL SALOME	St Rambert d Albon 1	2010	9.0	7.9	8.7	8.8	34.4
14	MARTIN SOUHANE	Allex	2008	8.6	8.3	8.9	8.0	33.8
	LAVALLARD CLELIA	Montelimar	2009	8.5	7.9	9.3	8.1	33.8
16	MAZARIN MANEL	St Rambert d Albon 1	2009	8.5	7.2	9.0	9.0	33.7
17	SASSOLAS KALIE	St Rambert d Albon 4	2008	7.4	7.9	8.9	9.4	33.6
18	CATY ADELE	St Rambert d Albon 2	2009	8.1	8.3	8.3	8.7	33.4
	ROUMEAS ELENA	St Rambert d Albon 2	2009	7.7	7.5	9.4	8.8	33.4
20	DELAUNAY EMMA	St Rambert d Albon 3	2009	8.4	7.8	8.6	8.0	32.8
21	PERRIOLAT ALICIA	St Rambert d Albon 3	2010	8.3	7.1	8.5	8.8	32.7
22	ROUX VALENTINE	St Rambert d Albon 1	2009	8.4	7.3	7.7	9.0	32.4
23	IBANEZ SARAH	St Rambert d Albon 1	2009	7.8	7.3	8.9	8.1	32.1
24	EMMRICH LUNA	St Rambert d Albon 1	2010	8.7	7.0	7.7	8.2	31.6
25	PITIE-PEYRONEL JADE	Montelimar	2009	8.2	4.9	8.4	7.8	29.3
26	CROS LILOU	St Rambert d Albon 3	2009	8.2	3.3	8.6	8.2	28.3
27	SAIDI SARAH	St Rambert d Albon 4	2010	8.1	2.2	9.1	8.8	28.2
28	FLANDIN MARGOT	Montelimar	2008	7.8	5.1	8.0	6.3	27.2
29	BARRIOL LEONORE	Montelimar	2008	8.7	6.8	6.8	4.6	26.9
30	VERNISSAT EYDEN	Romans	2011	0.0	9.5	9.5	7.6	26.6
	BARRIOL FANTINE	Montelimar	2010	8.1	5.1	7.2	6.2	26.6
32	TEIXEIRA REIS CHLOE	St Rambert d Albon 4	2010	7.3	3.3	7.3	8.3	26.2
33	LEGUAYE JULIE	St Rambert d Albon 4	2010	7.0	3.1	7.1	8.8	26.0
34	SAHEB LINA	St Rambert d Albon 3	2009	0.0	7.8	7.9	8.7	24.4
35	MOREAU SAVIGNAT KANE FANNY	St Rambert d Albon 2	2009	0.0	7.8	8.3	7.6	23.7





36	GIROD AURELIE	St Rambert d Albon 2	2009	0.0	7.1	8.8	7.5	23.4
37	LUIS PEREIRA LOU	St Rambert d Albon 3	2010	0.0	8.7	8.0	6.4	23.1
38	BESSON INES	Alex	2009	0.0	0.0	0.0	0.0	0.0
	CHABAL LILY ROSE	Alex	2009	0.0	0.0	0.0	0.0	0.0

22. FEMININ NIVEAU6 11-18 ans . SA_DA (individuels)

22.1. Résultats par équipes





	Equipe	Club					Total
1	Allex	26--Section gymnique allex	40.2	41.6	44.2	41.1	167.1
2	Bourg st andeol	7--UNION SPORTIVE BOURGUESANNE	39.4	36.1	40.8	39.1	155.4
3	Montelimar	26--Montelimar	38.7	38.9	37.2	36.3	151.1

22.2. Résultats individuels

	Gymnaste	Equipe	Annee					Total
1	RASPAIL ELINA	Allex	2002	9.9	10.6	11.4	10.3	42.2
2	VERDA AMANDINE	Allex	2003	10.1	10.1	10.8	10.5	41.5
3	CELLIER LUCIE	Bourg st andeol	2004	10.6	10.7	10.0	10.1	41.4
4	MARION LOLA	Allex	2002	10.1	10.3	11.3	9.1	40.8
5	BOULARD CLARA	Allex	2004	10.1	10.5	9.9	10.1	40.6
6	ALONSO ROMANE	Allex	2002	9.1	10.1	10.7	10.2	40.1
7	ZONFRILLO ALIENOR	Bourg st andeol	2005	10.6	8.5	10.5	9.6	39.2
8	ASSOO KETNA	Montelimar	2005	10.6	10.5	8.9	8.9	38.9
9	MORIN PERRINE	Montelimar	2002	10.1	8.4	10.6	7.9	37.0
10	BRET ELISE	Allex	2004	8.3	10.2	9.9	8.4	36.8
11	RORY ALICIA	Montelimar	2002	9.4	9.8	8.1	9.3	36.6
12	SAMPIC YANA	Montelimar	2002	8.2	10.2	8.0	9.9	36.3
13	GLEIZON MARYLOU	Bourg st andeol	2005	9.5	6.5	10.2	9.6	35.8
14	IGNACIO MARGAUX	Bourg st andeol	2004	8.6	8.3	10.1	8.6	35.6
15	CHEVALIER ELOISE	Bourg st andeol	2002	8.6	7.9	9.2	9.8	35.5
16	AMALLAH CHÉRYNE	Bourg st andeol	2005	8.7	8.6	9.0	7.6	33.9
17	COURTAILLAC EVA	Montelimar	2004	8.6	4.4	8.2	8.2	29.4
18	LAFOND CORALIE	Montelimar	2001	8.4	2.9	9.5	4.9	25.7

23. FEMININ ENCHAÎNEMENT 7-10 ans . SA_DA (individuels)

23.1. Résultats par équipes





	Equipe	Club					Total
1	Allex 1	26--Section gymnique allex	30.5	27.9	32.0	29.8	120.2
2	Allex 2	26--Section gymnique allex	30.1	25.6	31.7	30.3	117.7

23.2. Résultats individuels





	Gymnaste	Equipe	Annee					Total
1	MILLIER NEELA ROSE	Allex 2	2010	7.9	7.2	8.0	7.6	30.7
2	RASPAIL ZELIE	Allex 1	2009	8.1	6.8	8.0	7.7	30.6
3	ALLAIX MARINE	Allex 1	2010	7.3	7.2	8.1	7.4	30.0
4	GOUNON AXELLE	Allex 1	2009	7.7	6.9	8.0	7.2	29.8
5	DUMOND CLARISSE	Allex 2	2010	7.3	6.5	8.1	7.6	29.5
	BRET FAUSTINE	Allex 1	2010	7.2	7.0	7.8	7.5	29.5
7	COPIN CAMILLE	Allex 2	2009	7.5	5.9	8.1	7.6	29.1
8	BLANC GAIA	Allex 2	2010	7.2	6.0	7.4	7.2	27.8
	DOUBLIER VILLETTE	Allex 1	2010	7.4	6.1	7.9	6.4	27.8
10	ARSAC CELIA	Allex 2	2008	7.4	4.9	7.5	7.5	27.3

24. FEMININ NIVEAU8 7-12 ans . SA_DA (individuels)

24.1. Résultats par équipes

	Equipe	Club					Total
1	Allex	26--Section gymnique allex	35.5	34.4	38.8	38.1	146.8

24.2. Résultats individuels





	Gymnaste	Equipe	Annee					Total
1	MAZET CANDICE	Allex	2009	9.0	8.4	9.4	9.9	36.7
2	MOREL LUCILE	Allex	2008	8.8	9.0	9.3	9.5	36.6
3	GUIRONNET CALYPSO	Allex	2006	8.8	8.2	9.8	9.4	36.2
4	DUNIAS LILA	Allex	2006	8.3	8.8	9.7	9.3	36.1
5	MARGUET AURORE	Allex	2006	8.9	7.9	9.3	9.2	35.3
6	RIGAUD CLEMENCE	Allex	2009	8.3	8.2	9.9	8.4	34.8

25. FEMININ NIVEAU5 11-15 ans . SA_DA (individuels)

25.1. Résultats par équipes





	Equipe	Club					Total
1	Romans	26--avenir de romans	41.1	43.5	41.5	46.1	172.2

25.2. Résultats individuels





	Gymnaste	Equipe	Annee					Total
1	FIZANNE MATTHEA	Romans	2007	10.3	11.2	11.5	11.8	44.8
2	BAPTISTE FABIENNE	Romans	2007	10.8	11.2	10.4	11.5	43.9
3	DINIS MAELYS	Romans	2006	10.0	10.4	9.7	11.6	41.7
4	STIHPASEUTH EMMA	Romans	2005	10.0	10.7	9.9	10.1	40.7
5	ESSERSI NAWEL	Romans	2004	9.7	9.9	9.6	11.2	40.4
6	SERGIENKO AGATHE	Romans	2004	0.0	0.0	0.0	0.0	0.0

26. FEMININ NIVEAU8 11 + . SA_DA (individuels)

26.1. Résultats par équipes

	Equipe	Club					Total
1	Romans	26--avenir de romans	36.5	38.9	0.0	36.7	112.1

26.2. Résultats individuels





	Gymnaste	Equipe	Annee					Total
1	GRANET LILY	Romans	2007	9.5	10.4	0.0	9.3	29.2
2	EGLIN LEA	Romans	2004	8.7	9.9	0.0	9.4	28.0
3	DURAND MARINE	Romans	2003	8.5	9.1	0.0	9.4	27.0
	THIOLLIER MAELYS	Romans	2006	9.3	9.1	0.0	8.6	27.0
5	DARONAT LISE	Romans	2004	9.0	9.5	0.0	0.0	18.5
6	DEBARD MARGOT	Romans	2002	0.0	0.0	0.0	0.0	0.0

27. FEMININ NIVEAU5 7-14 ans . SA_DA (individuels)

27.1. Résultats par équipes

	Equipe	Club					Total
1	Pierrelatte	26--Pierrelatte	39.5	34.7	36.4	45.2	155.8

27.2. Résultats individuels

	Gymnaste	Equipe	Annee					Total
1	RAFFIN THYLANE	Pierrelatte	2006	10.2	10.6	9.3	11.1	41.2
2	DANIEL LISON	Pierrelatte	2007	9.8	8.8	9.1	11.2	38.9
3	CARON EMILIE	Pierrelatte	2006	9.3	7.2	9.2	11.7	37.4
4	RANC AGLAÉ	Pierrelatte	2009	9.7	6.9	8.8	11.0	36.4
5	MYSLIK JULIE	Pierrelatte	2007	9.8	8.1	7.2	10.1	35.2
6	LEVASSEUR MAILYS	Pierrelatte	2008	9.4	5.1	8.2	11.2	33.9