









Résultats de la compétition
Demi-finales nationales G3 UFOLEP
Marvejols
11 et 12 mai 2019

1. FEMININ NIVEAU4 11-15 ans . SA_DA (individuels)

1.1. Résultats par équipes

	Equipe	Club					Total
1	Lormont 1	33--Club gymnique lormontais	32.2	37.7	37.1	38.1	145.1
2	Perpignan	66--Uscm	31.4	38.4	36.0	38.0	143.8
3	Castelnau le lez	34--GSL34.com - Castelnau le Lez	31.6	37.8	35.0	37.8	142.2
4	Villeneuve sur Lot	47--Cercle gymnique villeneuvois	31.6	37.6	35.4	36.7	141.3
5	Muret	31--Le Ralliement	33.1	36.9	33.4	37.0	140.4
6	Cabestany	66--Coc gymnastique	32.3	37.2	33.5	37.0	140.0
7	Le bouscat	33--Union Sportive Bouscataise Gym	30.8	35.6	34.9	37.3	138.6
8	Castelsarrasin	82--Le défi castelsarrasinois	32.4	35.5	33.6	36.6	138.1
9	Lormont 2	33--Club gymnique lormontais	30.5	35.1	34.4	37.4	137.4
10	Clapiers	34--Gymnastique Artistique Clapieroise	32.3	36.2	30.8	37.7	137.0
11	Gradignan PLG	33--PLG Gradignan	32.1	34.5	31.8	36.1	134.5
12	Le Pian Medoc	33--A S Le Pian Medoc Gymnastique Trampoline	31.2	35.3	31.9	35.5	133.9

1.2. Résultats individuels

	Gymnaste	Equipe	Annee					Total
1	BOUKHAROUBENE KENZA	Lormont 2	2003	11.0	12.5	11.8	13.0	48.3
2	SAVINE CHLOE	Perpignan	2003	10.2	12.7	12.4	12.9	48.2
3	FONTAS NOEMIE	Perpignan	2005	10.4	13.2	11.4	12.8	47.8
	CALANDREAU ELISE	Lormont 1	2003	10.0	12.5	12.7	12.6	47.8
	DELZENNE CLEA	Le Pian Medoc	2004	10.9	11.9	12.2	12.8	47.8
6	GERMON EVA	Lormont 1	2005	10.2	12.7	12.0	12.7	47.6
	VERDELHAN EMMA	Clapiers	2004	11.2	13.0	10.8	12.6	47.6
8	SERY AMELIE	Villeneuve sur Lot	2005	10.2	12.6	12.4	12.1	47.3
9	TORRES PEREIRA MARIANA	Cabestany	2005	11.1	12.9	11.4	11.6	47.0
10	MC GROGAN ZOE	Perpignan	2005	10.0	12.5	12.2	12.2	46.9
	GIBAUT INESSA	Castelnau le lez	2004	10.6	12.6	11.1	12.6	46.9
12	BATTUT APOLLINE	Lormont 1	2003	11.2	12.0	10.8	12.8	46.8
13	CLAVERIE ZOE	Villeneuve sur Lot	2004	10.5	12.5	11.4	12.3	46.7
14	CLIQUE FAUSTINE	Cabestany	2006	10.6	12.7	10.9	12.4	46.6
	CORONES CLÉO	Castelnau le lez	2004	9.9	12.5	11.5	12.7	46.6
16	NOVO LOUNA	Villeneuve sur Lot	2006	10.7	12.5	11.5	11.8	46.5
	ASLIKH AMEL	Lormont 1	2007	10.8	11.2	12.4	12.1	46.5
	MAI FANNY	Le bouscat	2005	10.2	12.7	11.0	12.6	46.5
19	BORDERE LOLA	Villeneuve sur Lot	2005	10.4	12.3	11.5	12.2	46.4
	LOICHET EVANNE	Lormont 1	2005	10.0	12.5	11.7	12.2	46.4
21	FERNANDEZ LAURA	Muret	2006	11.0	12.8	10.4	12.1	46.3
	GANZA LOLA	Castelsarrasin	2003	10.6	12.2	11.5	12.0	46.3
23	GOBAIN VANINA	Castelsarrasin	2007	11.0	12.5	11.0	11.6	46.1
24	HERBAUT ROMANE	Le bouscat	2006	10.1	11.5	11.8	12.5	45.9
25	PRADIER ÉMILIE	Castelnau le lez	2005	10.8	9.7	12.4	12.5	45.4
26	AYENON THYA	Muret	2005	10.5	11.9	10.3	12.5	45.2
	GHAZZI JULIETTE	Castelsarrasin	2005	10.8	10.8	11.1	12.5	45.2
28	BIAU CHARLOTTE	Cabestany	2004	10.6	11.5	10.0	12.9	45.0





29	BENTATA CLARA	Gradignan PLG	2006	11.0	12.3	10.2	11.4	44.9
30	CORNETTE ROMANE	Gradignan PLG	2005	10.8	11.9	9.7	12.2	44.6
31	BOURDEN ALICE	Muret	2006	11.0	11.9	10.9	10.7	44.5
	PICART MARGOT	Le bouscat	2003	10.0	11.4	11.4	11.7	44.5
33	BORDEAU LAMIOU OCEANE	Lormont 2	2004	9.7	11.4	11.2	12.1	44.4
	RODRIGUEZ DE ARAUJO CANELLLE	Muret	2007	10.0	12.2	10.9	11.3	44.4
35	CLOITRE CAMILLE	Clapiers	2003	10.4	11.4	10.0	12.5	44.3
36	BEAUME MORGAN	Le Pian Medoc	2003	10.4	12.6	10.7	10.5	44.2
	MANAUTE LOUISA	Le bouscat	2006	10.5	10.4	11.7	11.6	44.2
38	ROUSSEAU JADE	Perpignan	2005	10.8	12.5	8.8	11.9	44.0
39	CHELEPANOVA NASTIA	Perpignan	2006	10.1	12.2	9.2	12.3	43.8
	SANTIN ELENA	Gradignan PLG	2005	10.0	10.3	11.2	12.3	43.8
41	HOFFMANN CARLA	Cabestany	2005	9.7	11.6	10.6	11.7	43.6
42	PERALS MAISSAM	Cabestany	2006	10.0	10.8	11.2	11.5	43.5
43	ROQUES ANAE	Castelnau le lez	2003	9.3	12.7	10.8	10.4	43.2
44	RIZZETTO MELISSA	Lormont 2	2004	9.5	9.9	11.4	12.3	43.1
45	VILLEGAS LÉANE	Clapiers	2005	10.7	11.8	10.0	10.3	42.8
46	LAFLEURANCE LOUNA	Castelsarrasin	2005	9.7	10.4	10.6	11.9	42.6
47	LAURES LUCIE	Lormont 2	2003	9.8	11.2	10.3	11.2	42.5
48	TRICAUD LAETITIA	Clapiers	2003	9.4	10.3	9.7	12.6	42.0
49	PERNOT MARGAUX	Le Pian Medoc	2003	9.9	10.8	9.0	12.2	41.9
50	UCHER JUSTINE	Villeneuve sur Lot	2005	10.2	10.4	8.5	12.2	41.3
51	GAZANO ROMANE	Muret	2006	11.1	4.9	11.6	12.4	40.0
52	COTTRET SALOMÉ	Castelnau le lez	2005	10.2	9.4	8.7	10.4	38.7
53	LHOSTE NOÉE	Clapiers	2004	9.9	5.7	9.8	12.3	37.7
54	SAUTET CLARA	Le bouscat	2006	9.8	4.6	10.6	12.2	37.2
55	MATHIEU FLORIANE	Castelsarrasin	2005	9.0	5.1	10.5	12.1	36.7
56	SANTIN ROMANE	Gradignan PLG	2006	10.3	0.0	10.4	11.6	32.3
57	FIOLEAU LAURA	Le Pian Medoc	2004	0.0	0.0	0.0	0.0	0.0
	POIREE CORALINE	Le Pian Medoc	2003	0.0	0.0	0.0	0.0	0.0

2. FEMININ NIVEAU5 11-15 ans . SA_DA (individuels)

2.1. Résultats par équipes

	Equipe	Club					Total
1	Muret	31--Le Ralliement	44.3	44.0	45.5	46.5	180.3
2	Boucau Tarnos	64--Sics Boucau Tarnos	42.2	45.9	44.1	45.1	177.3
3	Gradignan Gymnix	33--Gymnix	41.9	44.6	45.2	43.9	175.6
4	Le bouscat	33--Union Sportive Bouscataise Gym	41.0	44.2	43.7	44.7	173.6
5	Perpignan	66--Uscm	43.0	44.6	40.9	44.8	173.3
	Lafrançaise	82--Judo gym club lafrançaise	40.5	44.6	43.4	44.8	173.3
7	Biarritz	64--Equilibre Biarritz	42.4	44.6	41.8	43.9	172.7
8	Le Pian Medoc	33--A S Le Pian Medoc Gymnastique Trampoline	41.8	44.2	43.1	43.4	172.5
9	Castelnau le lez	34--GSL34.com - Castelnau le Lez	40.6	43.8	43.3	44.5	172.2
10	Lormont	33--Club gymnique lormontais	41.9	42.5	43.0	44.6	172.0
11	Bazas 1	33--Us bazas omnisports	41.8	43.6	42.2	44.1	171.7
12	Montpellier MUC	34--MUC GYM	40.8	41.5	40.4	43.2	165.9
13	Castelsarrasin	82--Le défi castelsarrasinois	40.0	40.8	38.3	42.4	161.5



2.2. Résultats individuels

	Gymnaste	Equipe	Annee					Total
1	FEULLERAT CLARA	Muret	2006	11.1	11.5	11.7	11.7	46.0
2	MIOQUE ROMANE	Boucau Tarnos	2005	10.6	11.7	11.9	11.4	45.6
3	LACROUTS LILOU	Boucau Tarnos	2005	10.6	11.9	10.9	11.3	44.7
4	SARMIENTO LANA	Le Pian Medoc	2006	10.2	11.6	11.7	11.1	44.6
5	DEVOET MAKEDA	Lormont	2004	10.7	11.2	11.2	11.4	44.5
	COMBALBERT ANAELLE	Lafrançaise	2005	10.6	11.2	11.1	11.6	44.5
7	VITAL LISA	Muret	2006	11.0	10.7	11.2	11.5	44.4
8	AMIGUAS LINA	Perpignan	2004	10.7	11.7	10.8	11.1	44.3
	BRABANT MELISSA	Muret	2006	10.8	11.0	10.9	11.6	44.3
	PANISSARD CELIA	Muret	2006	11.2	10.1	11.5	11.5	44.3
11	DENAMUR MARILOU	Muret	2006	10.7	10.6	11.1	11.7	44.1
12	VOISIN LOU	Boucau Tarnos	2004	10.6	11.2	10.7	11.4	43.9
	HENRY MARINE	Gradignan Gymnix	2005	10.8	10.6	11.4	11.1	43.9
	PARIENTE LENA	Bazas 1	2006	11.2	11.1	11.6	10.0	43.9
	GAUTIER MAELYS	Le bouscat	2007	10.2	10.8	11.6	11.3	43.9
16	LUCAS DE BAR LUCIE	Le bouscat	2006	10.6	10.9	11.0	11.3	43.8
17	CANAC CHARLOTTE	Muret	2007	11.0	10.8	10.5	11.4	43.7
	COTON NAOMI	Castelnau le lez	2007	10.2	11.7	10.9	10.9	43.7
19	DURANTY-SOUBIRAN CARLA	Gradignan Gymnix	2005	10.6	11.2	10.8	11.0	43.6
20	BOUBET ORNELLA	Gradignan Gymnix	2005	10.1	11.7	11.1	10.6	43.5
	FIOLÉAU OCÉANE	Gradignan Gymnix	2005	9.9	11.0	11.5	11.1	43.5
22	BAUDAT LOUISE	Lormont	2006	10.5	10.4	11.1	11.4	43.4
	PAGEOT SELLIER DIANE	Le bouscat	2005	10.1	11.3	11.0	11.0	43.4
24	TORRES ZOÉ	Castelnau le lez	2007	10.2	10.5	11.3	11.3	43.3
	PARADIVIN XANA	Biarritz	2006	10.2	11.0	10.9	11.2	43.3





26	FERRERE--COURADE AURORE	Gradignan Gymnix	2005	10.4	10.7	11.2	10.7	43.0
	ERASO MOGABURU IDOIA	Biarritz	2006	11.0	11.2	10.7	10.1	43.0
28	MASSONNAT MORGANE	Perpignan	2003	10.8	11.5	9.1	11.4	42.8
	CONJAT LOAN	Boucau Tarnos	2004	10.3	10.9	10.6	11.0	42.8
30	GUERIN ZOE	Le Pian Medoc	2005	10.3	11.2	10.7	10.5	42.7
	CHITTOFRATI AUDE	Lafrançaise	2005	10.0	10.9	10.8	11.0	42.7
	VANCOILLE ALIXIA	Biarritz	2005	10.5	11.3	10.3	10.6	42.7
33	ALLARD ROMANE	Lafrançaise	2005	9.3	11.6	10.9	10.8	42.6
	LISSONDE ANA	Biarritz	2006	10.4	11.1	9.9	11.2	42.6
35	KOTEREKO PRUNELLE	Perpignan	2003	11.1	9.8	10.5	11.1	42.5
36	TAPIE MARGAUX	Le bouscat	2006	10.1	11.1	10.1	11.1	42.4
37	OUATTOU ELYA/SARA	Bazas 1	2005	10.1	10.6	10.2	11.4	42.3
38	TURPIN CELIA	Lafrançaise	2006	10.0	10.3	10.6	11.1	42.0
39	SILVA PAULINE	Boucau Tarnos	2003	10.4	11.0	10.0	10.5	41.9
	CHELET LOANNE	Le Pian Medoc	2018	11.0	10.8	10.8	9.3	41.9
	LOPES ARRIETA AMANE	Biarritz	2006	10.5	10.9	9.6	10.9	41.9
42	BENEZECH MATHILDE	Castelnau le lez	2007	10.0	10.2	10.9	10.7	41.8
	STEFANISZYN JADE	Montpellier MUC	2007	10.3	10.6	10.3	10.6	41.8
44	GOUGEON HELOISE	Bazas 1	2005	10.2	10.0	10.3	11.2	41.7
	LUCAS/ TAUPIER LAURA	Bazas 1	2006	10.3	11.1	9.4	10.9	41.7
46	SANTANACH JUSTINE	Perpignan	2003	10.4	10.4	10.0	10.8	41.6
47	ALGEO LARA	Lormont	2005	10.1	10.2	10.2	11.0	41.5
48	MARTY- ANE CHLOÉ	Montpellier MUC	2007	10.1	10.4	10.3	10.6	41.4
49	CLAUZEL ROMANE	Perpignan	2003	10.2	11.0	9.6	10.5	41.3
	D'ANDREA JULIE	Castelnau le lez	2007	9.8	10.7	9.8	11.0	41.3
	JOURDAN SARAH	Montpellier MUC	2005	10.1	10.0	10.2	11.0	41.3
	NGUYEN PHUC MAËLLE	Montpellier MUC	2005	10.2	10.5	9.6	11.0	41.3
53	BRES PALOMA	Castelnau le lez	2006	9.7	10.9	10.2	10.3	41.1
	LAVASTROU CHLOE	Lafrançaise	2006	9.9	10.1	10.5	10.6	41.1
55	BONTE ALICIA	Le Pian Medoc	2005	9.8	10.6	9.6	10.9	40.9
56	AUDIN ELSA	Castelsarrasin	2006	10.5	10.6	9.1	10.6	40.8
	TEIXEIRA MAËLYS	Le Pian Medoc	2004	10.3	9.7	9.9	10.9	40.8
58	CAMPO ENEIS	Bazas 1	2005	9.6	10.4	10.1	10.6	40.7
59	MOULINET ALIX	Gradignan Gymnix	2005	9.9	10.2	11.0	9.5	40.6
60	PETIT LOLA	Boucau Tarnos	2004	9.7	11.1	9.9	9.8	40.5
	CHEVRIER ERIKA	Castelsarrasin	2007	9.8	10.0	9.6	11.1	40.5
	CIRCELLI EMMA	Lafrançaise	2004	9.4	10.9	9.1	11.1	40.5
63	BENMENDIL SHYREEN	Lormont	2005	10.2	10.7	10.5	8.9	40.3
64	RABY JEANNE	Le bouscat	2006	9.7	10.9	9.3	10.1	40.0
65	EL MELIANI NISRINE	Lormont	2004	10.5	9.2	10.1	10.1	39.9
66	SALVAT ALIZEA	Bazas 1	2005	9.9	10.8	8.5	10.5	39.7
67	BOUDRET LOUANE	Castelsarrasin	2007	9.8	9.8	8.8	11.1	39.5
68	GANZA LÉA	Castelsarrasin	2007	9.7	10.1	9.3	9.6	38.7
69	FERNANDES OCEANE	Lormont	2005	10.1	7.9	9.8	10.8	38.6
70	FASSIO JEANNE	Montpellier MUC	2005	9.9	9.6	9.2	9.7	38.4
71	HERRERO CAMILLE	Perpignan	2004	10.0	8.0	8.7	11.2	37.9
	FOY CELIA	Castelsarrasin	2006	9.5	9.7	9.2	9.5	37.9
	MERCIER EMMA	Castelsarrasin	2006	9.9	10.1	10.2	7.7	37.9
74	BOURGEOIS KINCY	Le bouscat	2005	10.0	7.3	9.5	11.0	37.8
75	HABET LOUNA	Montpellier MUC	2006	10.2	9.6	8.4	9.3	37.5
76	BADIN COLINE	Castelnau le lez	2007	10.2	6.2	9.4	11.3	37.1
77	LASSERRE LOUDY	Le Pian Medoc	2005	9.7	0.0	7.8	10.3	27.8

3. FEMININ NIVEAU3 11 + . SA_DA (individuels)

3.1. Résultats par équipes

	Equipe	Club					Total
1	Muret	31--Le Ralliement	34.5	35.2	34.8	37.7	142.2
2	Biarritz	64--Equilibre Biarritz	31.5	35.8	34.6	38.1	140.0
3	Gradignan Gymnix	33--Gymnix	32.7	35.6	33.5	36.8	138.6
4	Castelnau le lez	34--GSL34.com - Castelnau le Lez	32.0	36.9	33.8	35.6	138.3
5	Moissac	82--Moissac-gym	31.7	36.1	31.2	37.2	136.2
6	Villeneuve sur Lot	47--Cercle gymnique villeneuveois	32.1	31.8	34.8	37.2	135.9
7	Bazas	33--Us bazas omnisports	32.0	36.3	32.0	34.5	134.8
8	Blanquefort 1	33--Entente sportive blanquefort	32.8	35.2	29.8	35.0	132.8
9	Perpignan	66--Uscm	31.0	34.1	32.3	34.3	131.7





3.2. Résultats individuels

	Gymnaste	Equipe	Annee					Total
1	BLANC FLAVY	Muret	2003	12.0	12.1	12.3	12.9	49.3
2	CILLARD BENQUET LILI	Biarritz	2002	10.8	11.7	12.3	12.9	47.7
3	BOUGAULT CHLOE	Moissac	2001	10.8	12.3	10.8	13.0	46.9
4	PYDEGADU OCEANE	Muret	2002	11.2	11.5	11.1	12.9	46.7
	CARDONA MATHILDE	Moissac	2001	10.6	12.6	10.8	12.7	46.7
6	GILLE AMANDINE	Bazas	2001	10.9	12.5	11.6	11.4	46.4
7	VERNE MARISSA	Blanquefort 1	1999	11.8	12.3	10.2	11.8	46.1
	LAURET EVE MARIE	Biarritz	1990	10.3	11.8	11.1	12.9	46.1
9	CAMU JULIE	Castelnau le lez	1996	10.8	12.9	9.7	12.5	45.9
	ESCOLAR CLARA	Biarritz	2003	10.4	12.3	10.9	12.3	45.9
11	PUERTA ELOISE	Muret	2002	11.3	11.6	11.4	11.4	45.7
12	AVRIL ORANE	Villeneuve sur Lot	2003	10.2	11.4	11.6	12.3	45.5
13	DINGER DILANA	Gradignan Gymnix	2000	10.4	10.7	12.0	11.8	44.9
14	AUBERT ELEA	Gradignan Gymnix	1994	11.9	11.4	8.7	12.7	44.7
15	RONCERO MARINE	Perpignan	2000	11.0	11.0	11.0	11.3	44.3
	PENAUD CHLOE	Blanquefort 1	1999	10.6	11.5	10.3	11.9	44.3
17	FOUKANI ANNA	Castelnau le lez	2004	10.9	11.1	10.4	11.4	43.8
	DIBARBAURE GAYENETCHE LOU AINARA	Biarritz	1998	10.2	10.4	11.2	12.0	43.8
19	CARREGUES LEA	Villeneuve sur Lot	1998	10.7	9.6	11.3	12.1	43.7
	BEAUCHAMP LAURA	Castelnau le lez	1999	10.2	11.3	11.9	10.3	43.7
21	DUPIOL CAROLINE	Bazas	2002	10.1	11.8	10.6	11.0	43.5
22	MEYNARD CLEMENTINE	Villeneuve sur Lot	2006	10.6	10.8	10.0	11.9	43.3
23	AMAT MANON	Castelnau le lez	2004	10.3	10.9	10.8	11.0	43.0
	FRAGO CELIA	Bazas	2002	10.2	12.0	9.8	11.0	43.0
25	FRAGO LAURA	Bazas	2002	10.9	11.5	8.4	12.1	42.9
26	CASCARRA LOU	Gradignan Gymnix	1999	9.8	11.7	8.8	12.1	42.4
27	YOCUM STACY	Muret	2002	10.4	10.8	9.2	11.9	42.3
28	RUIZ MANON	Perpignan	1998	9.9	10.3	10.4	11.2	41.8
29	CHATARD FEDOUL SOLEA	Muret	1999	10.7	9.9	10.2	10.9	41.7
30	VARAEZ NADEGE	Perpignan	1999	10.1	9.6	10.0	11.8	41.5





31	VAN DE VONDELLE CAMILLE	Moissac	2000	10.3	9.9	9.6	11.5	41.3
32	CARRIE LOUPIAS NINA	Villeneuve sur Lot	2003	10.6	6.3	11.4	12.8	41.1
33	GIRAUD LAURIE	Blanquefort 1	1991	10.2	11.4	9.2	10.1	40.9
34	CASSAN CHLOE	Perpignan	1997	9.9	10.2	10.0	10.2	40.3
35	LANEUSE KRYSTEL	Biarritz	2002	9.6	10.2	8.6	11.2	39.6
36	GIRALDA AMANDINE	Blanquefort 1	2001	9.7	9.2	9.3	8.3	36.5
37	NOYER EMILIE	Castelnau le lez	2005	0.0	12.7	11.1	11.7	35.5
38	ADAM MARIE	Moissac	2003	9.6	6.8	8.5	10.3	35.2
39	GUINAMANT MAEVA	Blanquefort 1	2001	10.4	5.1	8.3	11.3	35.1
40	ROUGE ANNETTE SOPHIE	Perpignan	1995	0.0	12.8	10.9	10.8	34.5
41	DE SOUSA REBECCA	Villeneuve sur Lot	2003	10.8	0.0	11.8	11.8	34.4
42	LABURTHE LORENE	Gradignan Gymnix	1999	9.5	12.5	11.2	0.0	33.2
43	DUBROCA AMELIE	Gradignan Gymnix	2005	10.4	0.0	10.3	12.0	32.7
44	FOUCAULT CHRISTELLE	Moissac	1989	0.0	11.2	8.9	10.7	30.8

4. FEMININ NIVEAU5 11 + . SA_DA (individuels)

4.1. Résultats par équipes

	Equipe	Club					Total
1	Lormont	33--Club gymnique lormontais	41.8	44.7	44.5	45.8	176.8
2	Portet sur garonne	31--Portet gym	41.7	46.4	42.8	44.9	175.8
3	Pignan	34--Ass club gym choc	42.6	44.1	43.9	44.1	174.7
4	Tonneins	47--Gym pour tous sj tonneins	41.9	43.3	42.2	44.3	171.7
5	Blanquefort	33--Entente sportive blanquefort	44.5	43.1	41.5	41.2	170.3

4.2. Résultats individuels





	Gymnaste	Equipe	Annee					Total
1	ROLLIN CAMILLE	Lormont	1996	10.8	11.8	11.3	11.6	45.5
	MONTARIOL TONIN LAURIE	Portet sur garonne	1998	10.7	12.1	11.5	11.2	45.5
3	CHAILLOU MARIE	Pignan	1998	10.8	11.9	11.1	10.9	44.7
4	PRAS CAROLINE	Portet sur garonne	1977	10.1	11.6	10.9	11.4	44.0
5	PAULAIS LOLA	Lormont	2001	9.7	10.9	11.2	11.5	43.3
	SOLE AURIANE	Blanquefort	2003	11.0	11.0	10.6	10.7	43.3
	MONTANO LAURINE	Tonneins	1999	9.6	11.8	11.4	10.5	43.3
8	CASSIN MANON	Blanquefort	2003	11.2	10.8	10.7	10.4	43.1
9	MILLEPIED AUDREY	Lormont	2000	10.3	10.7	10.5	11.5	43.0
10	SCHMUTZ KILLIANA	Lormont	2001	11.0	9.7	11.0	11.1	42.8
	BOMTEMPS ELISE	Pignan	2001	10.8	10.3	10.6	11.1	42.8
12	NAEGELY MAEVA	Portet sur garonne	1996	10.0	11.4	10.4	10.9	42.7
13	ESPEYRAC JULIA	Pignan	2006	10.6	11.3	10.1	10.5	42.5
14	SUDARA NATACHA	Lormont	2003	9.6	10.4	11.0	11.2	42.2
	LAMBERT JUSTINE	Blanquefort	2003	11.1	10.8	10.2	10.1	42.2
	LE MEUR CAMILLE	Tonneins	1996	10.9	10.1	10.4	10.8	42.2
17	CAMBOULAS LARA	Pignan	2000	10.2	10.6	10.0	10.8	41.6
18	DUPIN EMELINE	Tonneins	2002	10.4	9.9	9.8	11.2	41.3
19	CHIQERAY LUCIE	Tonneins	1997	10.4	10.4	8.6	11.4	40.8
20	DELMAS MAËLLE	Pignan	2004	10.4	10.1	10.9	9.3	40.7
21	AUGUSTYNEK JULIETTE	Portet sur garonne	2000	10.9	11.3	9.2	8.9	40.3
22	BOUCHERIE LOANNE	Portet sur garonne	1999	9.8	8.4	10.0	11.4	39.6
	OSTINS JEANNE	Blanquefort	2002	11.2	10.5	8.2	9.7	39.6
24	GIRARDEAU CELIA	Lormont	2001	9.1	11.3	8.3	10.7	39.4
25	OSTERMANN MANON	Blanquefort	2003	9.6	8.1	10.0	9.9	37.6
26	GUIGUEN CAMILLE	Pignan	2004	10.4	4.3	11.3	11.3	37.3
27	VINCENT ALEXIA	Tonneins	1993	10.2	7.6	8.7	10.5	37.0
28	D'AQUINO ILHONA	Tonneins	1997	0.0	11.0	10.6	10.9	32.5
29	DEYLIAT EMELINE	Blanquefort	1997	0.0	9.7	9.4	10.0	29.1

5. FEMININ NIVEAU4 11 + . SA_DA (individuels)

5.1. Résultats par équipes


	Equipe	Club					Total
1	Villeneuve sur Lot	47--Cercle gymnique villeneuvois	33.5	38.0	36.6	38.1	146.2
2	Castelnau le lez	34--GSL34.com - Castelnau le Lez	32.8	36.7	36.3	36.2	142.0
3	Muret	31--Le Ralliement	32.7	36.5	35.1	36.2	140.5
4	Lafrançaise	82--Judo gym club lafrançaise	32.3	34.8	36.8	35.2	139.1
5	Laverune 1	34--Gymnastique foyer rural laverune	32.1	35.8	35.3	35.3	138.5
6	Gradignan Gymnix	33--Gymnix	31.8	35.3	35.1	35.8	138.0
7	Pignan	34--Ass club gym choc	33.0	32.1	36.5	35.6	137.2

5.2. Résultats individuels





	Gymnaste	Equipe	Annee					Total
1	MARTIN LORIE	Villeneuve sur Lot	2002	11.3	13.0	11.6	13.0	48.9
2	RIVALLAND AURELIE	Muret	1993	11.4	12.3	12.4	12.4	48.5
3	MEILLIER SOLENE	Villeneuve sur Lot	2002	10.6	12.2	12.7	12.7	48.2
	WAY MAUREEN	Pignan	1996	11.1	11.9	13.0	12.2	48.2
5	COSTES CLEMENCE	Lafrançaise	2003	11.0	12.3	12.4	12.4	48.1
6	GINDRE ROSALIE	Villeneuve sur Lot	1995	11.6	12.8	11.2	12.4	48.0
7	MULLER CAMILLE	Castelnau le lez	1996	11.0	12.3	12.5	12.1	47.9
8	ANDREO MANON	Laverune 1	1996	11.1	11.8	11.8	12.0	46.7
9	BELZUNCES MATHILDE	Muret	2001	10.6	12.7	11.1	11.9	46.3
10	RENAULT CHLOE	Gradignan Gymnix	2001	10.5	12.0	11.4	12.3	46.2
11	CROUZET LAURIE	Laverune 1	2001	10.5	11.5	11.9	11.9	45.8
12	LASSERRE CLEMENTINE	Villeneuve sur Lot	2001	10.4	12.2	12.3	10.7	45.6
	VALERY ROMANE	Castelnau le lez	2001	11.1	12.0	11.1	11.4	45.6
14	PRADIER CHARLENE	Laverune 1	1990	10.0	12.3	11.6	11.4	45.3
15	JABIOL CLARISSE	Gradignan Gymnix	1998	10.8	11.7	11.7	11.0	45.2
	TERRIER AMBRINE	Lafrançaise	2002	10.3	11.2	11.6	12.1	45.2
17	GOURBEILLE CLARA	Pignan	2003	11.1	10.4	11.6	11.7	44.8
18	MIGLIAVACCA LOUNA	Muret	1999	10.6	11.1	11.0	11.9	44.6
	VIDAL SALOME	Muret	1998	10.7	11.3	10.7	11.9	44.6
	CHAPIRON CLOTILDE	Castelnau le lez	2004	10.3	11.7	10.8	11.8	44.6
21	CAVIGNAC JULIETTE	Gradignan Gymnix	2002	10.5	11.6	10.4	11.9	44.4
	THERON MARGAUX	Lafrançaise	1997	11.0	11.3	11.8	10.3	44.4
23	GAL MARIE	Pignan	2001	10.8	9.8	11.7	11.7	44.0
24	MILIAN CELIA	Laverune 1	1995	10.2	11.7	11.0	10.9	43.8
25	FOUCHE LOUISE	Muret	1999	10.4	11.5	11.6	9.6	43.1
	COMBALBERT EMMA	Lafrançaise	1999	10.1	9.7	12.6	10.7	43.1
27	GRANGER ANAELLE	Gradignan Gymnix	2005	10.3	9.8	11.0	11.6	42.7
28	VIEILLEDEN ORIANA	Pignan	2004	10.8	9.3	11.8	10.4	42.3
29	JOTTRAS SANTI	Castelnau le lez	2002	10.7	11.4	9.6	9.3	41.0
30	DIXON JANE-EMILIE	Gradignan Gymnix	2002	10.4	8.2	12.0	10.1	40.7
31	FARRAUTO FRANCESCA	Pignan	2005	10.7	7.6	11.0	11.3	40.6
32	COSCUJUELA KAURY	Castelnau le lez	1999	0.0	12.4	12.7	12.3	37.4
33	TARAIRE OPHÉLIE	Laverune 1	1995	10.5	5.0	8.7	10.7	34.9
34	BARRIERE ELODIE	Lafrançaise	1995	0.0	0.0	0.0	0.0	0.0

6. FEMININ NIVEAU6 11 + . SA_DA (individuels)

6.1. Résultats par équipes

	Equipe	Club					Total
1	Perpignan	66--Uscm	42.3	45.1	42.1	42.2	171.7
2	Fumel	47--A s gym fumel	41.7	43.7	42.2	43.2	170.8
3	Aiguillon	47--Sporting club Aiguillon	40.3	44.1	42.3	42.8	169.5
4	Muret	31--Le Ralliement	41.6	44.3	40.5	42.3	168.7
5	Ceret	66--Céret gym club	41.6	40.4	42.4	43.3	167.7
	Clermont l'hérault	34--association clermontaise de gymnastique	42.3	42.9	39.4	43.1	167.7
7	Lafrançaise	82--Judo gym club lafrançaise	39.3	43.4	37.8	39.4	159.9

6.2. Résultats individuels

	Gymnaste	Equipe	Annee					Total
1	CARBASSE CELIA	Perpignan	2000	10.9	10.9	10.9	11.2	43.9
2	CASANOVA LIZZY	Ceret	2001	10.3	11.1	11.2	11.1	43.7
3	BURLAUD ELISE	Fumel	2003	11.1	10.9	10.9	10.7	43.6
4	URBAS ROXANE	Perpignan	1996	10.4	11.6	10.7	10.8	43.5
5	LAGAVARDAN ROMANE	Aiguillon	2006	10.4	11.1	10.5	10.8	42.8
6	MAURIES VICTOIRE	Perpignan	2004	10.3	11.2	10.5	10.6	42.6
	GIRAUDON LEA	Aiguillon	2005	9.9	11.5	10.7	10.5	42.6
8	NOEL GAU MAILYS	Muret	2003	10.5	11.3	10.2	10.5	42.5
9	PEDROZA PRUNE	Muret	2005	10.1	10.9	10.8	10.6	42.4
	VOINIER PRUNE	Fumel	1999	10.3	10.8	10.6	10.7	42.4
11	VALETTE LECOUC NINON	Clermont l'hérault	2000	10.9	11.1	9.6	10.7	42.3
12	BLOUET MASSAT FLORA	Muret	2006	10.6	11.2	9.6	10.7	42.1
13	OLIVAN JOY	Fumel	2001	9.9	11.0	10.4	10.7	42.0
	LACROIX EMELINE	Ceret	1998	10.8	10.1	10.1	11.0	42.0
	VAUTAGEOT ANAIS	Clermont l'hérault	2006	10.7	10.2	10.5	10.6	42.0
16	VIGNOLLES SANDRA	Aiguillon	1993	9.7	10.7	10.0	10.9	41.3
	SAQUE OCEANE	Ceret	2003	9.8	10.4	10.4	10.7	41.3
	HATTOU JUSTINE	Clermont l'hérault	2000	9.8	10.6	9.8	11.1	41.3
19	PAPIN NINA	Perpignan	2000	10.7	11.0	9.8	9.6	41.1
20	DUCCAMP MARGAUX	Clermont l'hérault	1997	10.4	10.7	9.5	10.4	41.0
21	HERBERT JULIET	Ceret	1995	10.7	8.8	10.7	10.5	40.7
22	CORDOMI CHLOE	Muret	2005	10.4	10.9	9.6	9.7	40.6
	POUMEYROL LENA	Fumel	2001	10.4	10.7	9.1	10.4	40.6
24	RODRIGUES DE ARAUJO AMBRE	Muret	2004	9.8	10.3	9.9	10.5	40.5
25	SACY AUDREY	Lafrançaise	1984	10.5	11.1	9.2	9.5	40.3
26	MOREIRA ERICA	Aiguillon	2006	10.3	9.9	9.2	10.2	39.6
27	COLIN THALIA	Perpignan	2006	10.2	10.3	9.8	9.2	39.5
	FRANCERIE MARINE	Lafrançaise	2000	9.9	10.2	9.2	10.2	39.5
	MEMIER MELANIE	Lafrançaise	1997	9.7	11.1	9.3	9.4	39.5
30	DELSOUC CASSANDRA	Lafrançaise	1996	8.9	11.0	10.1	9.1	39.1
31	BAJON AGAPE	Fumel	2002	9.9	9.5	10.3	9.2	38.9
	TEBAR CÉCILIA	Clermont l'hérault	2005	10.0	10.5	9.0	9.4	38.9
33	VAUTAGEOT NELLY	Clermont l'hérault	2002	10.3	7.5	8.8	10.7	37.3

34	ROUCHY MARION	Lafrançaise	1992	9.2	7.9	9.1	10.3	36.5
35	FAISANS RADHA	Ceret	2000	9.3	8.8	9.7	8.5	36.3
36	MONTIEL GRENA CANDELA	Aiguillon	2006	0.0	10.8	11.1	10.6	32.5
37	YVANEZ CAMILLE	Fumel	1995	0.0	11.0	9.5	11.1	31.6
38	TONON ROMANE	Perpignan	1999	9.8	11.3	10.0	0.0	31.1
39	ABEL LENA	Muret	1999	0.0	0.0	0.0	0.0	0.0

7. FEMININ NIVEAU5 11-18 ans . SA_DA (individuels)

7.1. Résultats par équipes

	Equipe	Club					Total
1	Salles SC	33--Sporting Club de Salles	43.4	44.5	43.0	45.3	176.2
2	Montpellier MUC	34--MUC GYM	42.8	44.4	42.6	43.7	173.5
3	Blaye	33--A.L.BLAYE GYM	41.6	44.3	42.7	43.1	171.7
4	Marvejols	48--Gymnastique sportive marvejolaise	43.3	43.5	40.4	44.0	171.2
5	Cabestany	66--Coc gymnastique	42.1	44.9	41.0	41.9	169.9
6	Moissac	82--Moissac-gym	41.6	40.5	41.5	43.5	167.1
7	Mazamet	81--L'hautpouloise	42.0	40.4	40.9	42.3	165.6
8	Uzes	30--Club de gymnastique uzetia	39.9	40.0	41.0	42.2	163.1
9	Bazas	33--Us bazas omnisports	40.9	41.9	39.6	39.2	161.6
10	Lafrançaise	82--Judo gym club lafrançaise	41.1	41.3	38.4	40.7	161.5





7.2. Résultats individuels

	Gymnaste	Equipe	Annee					Total
1	DULAS LESLIE	Salles SC	2002	11.3	11.6	10.8	11.6	45.3
2	LESCOUET AMBRE	Salles SC	2005	11.3	10.8	11.0	11.2	44.3
	DUSSERT CARLA	Montpellier MUC	2001	10.6	11.5	11.0	11.2	44.3
4	DURAND CHLOE	Salles SC	2006	10.8	11.2	10.7	11.3	44.0
	OULABBI SALMA	Marvejols	2002	11.3	11.9	9.4	11.4	44.0
6	BOURCIER ROMY	Blaye	2002	11.0	11.1	11.2	10.2	43.5
7	REBOUX MAJDA	Mazamet	2001	10.4	11.5	10.8	10.5	43.2
	LAMOUREUX LEA	Blaye	2003	10.8	11.1	10.4	10.9	43.2
	BOYER AGATHE	Marvejols	2005	10.7	11.3	10.3	10.9	43.2
	MUNUERA MARINE	Marvejols	2003	10.8	10.1	11.1	11.2	43.2
11	QUINONERO MARGOT	Uzes	2001	10.2	10.7	10.4	11.1	42.4
12	ANDUJAR EDEN	Montpellier MUC	2001	11.2	9.6	10.6	10.8	42.2
	BOYER GARANCE	Montpellier MUC	2002	10.3	11.2	10.5	10.2	42.2
	CAZIN LÉONIE	Montpellier MUC	2003	10.1	11.4	10.1	10.6	42.2
15	KALTZ FLORA	Montpellier MUC	2002	10.1	10.3	10.5	11.1	42.0
16	SAN NICOLAS ALIX	Cabestany	2002	10.7	10.2	10.8	10.2	41.9
17	SCHEVEIG ELISA	Cabestany	2002	10.0	11.3	9.6	10.9	41.8
18	CODOGNES LOU	Cabestany	2004	10.0	10.6	10.6	10.5	41.7
19	BREJOUX LORIE	Salles SC	2003	9.8	10.3	10.3	11.2	41.6
	LESPEDES CLEMENTINE	Moissac	2004	9.7	10.8	10.5	10.6	41.6
21	LESCOMBES MELISSA	Moissac	2001	10.0	10.0	10.3	11.2	41.5
22	DARTIER CLARA	Blaye	2001	9.9	10.1	11.3	10.1	41.4
23	LUCKHAUS NOEMIE	Blaye	2003	9.9	10.9	9.8	10.7	41.3
24	TORRES PEREIRA ANDREIA	Cabestany	2002	10.7	11.1	9.1	10.3	41.2
25	VALETTE CLARA	Mazamet	2006	10.3	9.4	10.7	10.7	41.1
	BEAUVAIS NOÉMIE	Montpellier MUC	2003	10.7	10.3	10.2	9.9	41.1
27	LIMA CARINE	Cabestany	2003	10.4	10.9	10.0	9.7	41.0
	HERMET SOLENE	Uzes	2002	10.1	10.3	10.4	10.2	41.0
	MOLIERES LISE	Moissac	2004	10.4	9.3	10.6	10.7	41.0





30	LAMBERT JULIE	Cabestany	2003	10.3	11.6	9.1	9.9	40.9
	HALHAL CELIA	Mazamet	2003	10.3	9.7	10.2	10.7	40.9
	DOMPEYRE ALYSSA	Lafrançaise	2003	9.7	10.4	10.5	10.3	40.9
33	MARIN MAINA	Bazas	2003	10.1	10.8	10.6	9.2	40.7
34	LE BERRE TATIANA	Salles SC	2007	9.8	9.3	10.5	10.9	40.5
35	IBRAHIMI SANA	Moissac	2004	10.9	8.6	9.8	11.0	40.3
36	MEULEMEESTER AMELIA	Mazamet	2003	11.0	9.8	9.1	10.3	40.2
	LAVAUD STELLA	Bazas	2003	9.8	10.8	9.3	10.3	40.2
38	THAUVIN AMBRE	Salles SC	2006	10.0	10.9	9.8	9.2	39.9
39	JOLLY LEA	Moissac	2001	9.9	10.3	9.7	9.8	39.7
40	PERRET EMMA	Marvejols	2004	10.5	10.2	9.6	9.2	39.5
41	ALLARD FANETTE	Lafrançaise	2001	10.0	10.5	9.6	9.3	39.4
	SOULA MORGANE	Lafrançaise	2002	10.2	10.2	8.2	10.8	39.4
43	BERAS SALOME	Uzes	2002	9.9	8.3	10.5	10.6	39.3
	DELSOUC JADE	Lafrançaise	2001	10.9	9.8	8.7	9.9	39.3
45	SOULIE LUCE	Lafrançaise	2003	9.7	10.2	9.6	9.7	39.2
46	ROUSSEL CHLOE	Uzes	2002	9.7	8.9	9.7	10.3	38.6
	DESAUTEL LIVIA	Bazas	2004	10.6	9.8	8.9	9.3	38.6
48	REYNIER MEGANE	Uzes	2002	8.5	10.1	9.5	10.2	38.3
49	RAYNAL LISA	Marvejols	2005	10.4	9.2	7.5	10.5	37.6
50	SCHVIES VERANE	Lafrançaise	2002	10.0	8.6	8.1	8.9	35.6
51	BOUISSET LEA	Mazamet	2003	9.3	7.8	9.2	9.1	35.4
52	LEDIEU-DAUGENET KELLY	Bazas	2006	10.4	6.6	8.5	9.5	35.0
53	THOMAS GWENAELE	Blaye	2004	0.0	11.2	8.7	10.7	30.6
54	ALLARD LUCIE	Blaye	2003	9.6	0.0	9.8	10.8	30.2
55	FALLOUK SHAYMA	Moissac	2004	10.3	9.4	10.1	0.0	29.8
56	FRICONNET ILONA	Mazamet	2005	10.1	0.0	8.9	10.4	29.4
57	BAILLEUX CAMILE	Bazas	2004	0.0	10.5	10.0	8.8	29.3
58	PLESSIS MAYLIS	Bazas	2002	0.0	9.2	9.7	10.1	29.0

8. FEMININ NIVEAU2 11 + . SA_DA (individuels)

8.1. Résultats par équipes





	Equipe	Club					Total
1	Lormont	33--Club gymnique lormontais	36.5	39.4	37.2	39.5	152.6
2	Biarritz	64--Equilibre Biarritz	34.7	39.3	37.7	39.3	151.0
3	Clapiers	34--Gymnastique Artistique Clapieroise	35.6	36.0	36.4	39.3	147.3
4	Le bouscat	33--Union Sportive Bouscataise Gym	34.0	35.8	36.6	38.9	145.3
5	Muret	31--Le Ralliement	35.8	34.3	34.8	39.4	144.3
6	Portet sur garonne	31--Portet gym	33.2	34.1	35.2	34.9	137.4

8.2. Résultats individuels





	Gymnaste	Equipe	Annee					Total
1	LECONTE MAELIS	Lormont	1999	12.3	12.9	13.3	13.3	51.8
2	ESCOLAR ELENA	Biarritz	2004	11.9	13.8	12.5	13.1	51.3
3	DESACHY MARION	Clapiers	1997	11.8	13.1	12.1	13.8	50.8
4	BRUNEL JADE	Biarritz	1994	11.6	12.8	13.1	12.8	50.3
5	CHOUABE LUCIE	Lormont	1998	12.6	12.9	12.0	12.5	50.0
6	JOLIVET MARIE	Muret	2001	11.9	11.9	11.8	13.5	49.1
	LACHAUD LOLA	Clapiers	1996	12.0	11.7	12.3	13.1	49.1
8	VIALARS CHRISTELLE	Portet sur garonne	1981	11.4	12.6	12.5	12.3	48.8
9	PEDRETTI ANGELINA	Le bouscat	2006	11.2	12.6	11.9	13.0	48.7
10	BRIAULT AINES	Biarritz	2005	11.2	11.7	12.1	13.4	48.4
11	BERRIE KELLY	Lormont	2001	10.2	13.6	11.1	13.4	48.3
12	L'HOSTIS FLORIANE	Lormont	1997	11.6	12.2	11.5	12.8	48.1
13	KOPO EDELIN	Le bouscat	1998	12.0	10.8	12.3	12.9	48.0
14	BERTET CLARA	Lormont	1997	11.3	12.1	11.9	12.6	47.9
	DUPIN CLARISSE	Le bouscat	2005	10.1	12.4	12.4	13.0	47.9
16	BELZUNCES MELISSA	Muret	2001	12.3	11.4	11.1	12.5	47.3
17	GONZALEZ XANA	Biarritz	2005	9.6	12.7	11.8	12.3	46.4
18	ALCANTARA JENNY	Biarritz	2000	11.2	12.0	10.5	12.5	46.2
19	THOMAS SASHA	Muret	2000	11.0	9.8	11.9	13.1	45.8
20	DALEME CELIA	Muret	1998	11.6	11.0	10.3	12.5	45.4
21	LECLERC CELINE	Portet sur garonne	1991	10.9	11.2	11.0	11.4	44.5
	ANGILELLA AMBRE	Clapiers	2001	11.1	9.1	12.0	12.3	44.5
23	MIGLIAVACCA ANOUK	Muret	2001	10.1	10.9	10.2	12.8	44.0
24	ELHILALI LOPEZ MARIAH	Clapiers	2001	10.9	6.3	11.7	12.4	41.3
25	GATEL ROMANE	Portet sur garonne	2002	10.1	10.3	10.2	9.4	40.0
26	FOURNIER LÉA	Clapiers	1998	11.8	11.2	11.7	0.0	34.7
27	ALQUIER NINA	Le bouscat	2000	10.8	0.0	11.2	12.6	34.6
28	DARCOS JOHANNE	Le bouscat	1999	10.7	10.4	11.1	0.0	32.2
29	DA FARIA LÉA	Portet sur garonne	1998	10.9	0.0	9.1	11.2	31.2
30	HUGUET MELANIE	Portet sur garonne	1990	0.0	8.7	11.7	0.0	20.4

9. FEMININ NIVEAU3 11-18 ans . SA_DA (individuels)

9.1. Résultats par équipes

	Equipe	Club					Total
1	Bagnols sur cèze	30--Bagnols sur Cèze	34.2	37.8	35.7	37.9	145.6
2	Cabestany	66--Coc gymnastique	33.7	36.6	35.3	37.2	142.8
3	Muret 1	31--Le Ralliement	33.4	35.7	36.9	36.0	142.0
4	Le bouscat 1	33--Union Sportive Bouscataise Gym	33.0	37.0	33.3	38.5	141.8
5	Muret 2	31--Le Ralliement	33.0	35.0	34.2	38.1	140.3
6	Le bouscat 2	33--Union Sportive Bouscataise Gym	31.8	34.2	33.2	36.8	136.0
7	Le bouscat 3	33--Union Sportive Bouscataise Gym	31.7	31.6	34.3	35.6	133.2

9.2. Résultats individuels





	Gymnaste	Equipe	Annee					Total
1	BOUILLOT LEA	Cabestany	2006	12.4	12.9	13.0	13.0	51.3
2	DICKO SAFIATOU	Bagnols sur cèze	2007	12.4	12.5	12.0	12.8	49.7
3	RATINEY MAE	Muret 1	2001	12.1	12.6	12.4	12.2	49.3
4	CADIER ELODIE	Bagnols sur cèze	2005	11.0	12.9	11.3	12.8	48.0
5	JOUSSAUME ALYSSA	Le bouscat 1	2005	10.8	12.5	11.6	12.9	47.8
6	LARROUDE OLIVIA	Muret 2	2006	10.9	11.9	11.6	12.7	47.1
7	RATINEY THAIS	Muret 2	2006	11.8	11.7	11.0	12.4	46.9
8	DELORT AURIANE	Muret 2	2005	10.3	11.4	11.6	13.0	46.3
9	PRAGOUT EMILIE	Le bouscat 2	2002	11.1	11.1	11.3	12.6	46.1
	CAPELL ANNA	Bagnols sur cèze	2004	10.2	12.0	12.4	11.5	46.1
11	DELBEZ OLIVIA	Cabestany	2007	10.3	11.9	10.6	12.7	45.5
12	DESENLIS EMILIE	Le bouscat 1	2001	10.6	10.1	11.7	13.0	45.4
13	LEVITTE AGATHE	Le bouscat 2	2003	10.1	11.0	12.3	11.9	45.3
14	VOLLE SACHA	Bagnols sur cèze	2007	10.8	12.4	9.7	12.3	45.2
15	AMET ALIXE	Muret 1	2001	10.5	10.3	12.6	11.7	45.1
16	CHEYLAC EGLANTINE	Le bouscat 3	2003	10.8	10.4	11.6	12.2	45.0
17	GOUEDARD CLARA	Cabestany	2005	10.5	11.8	11.0	11.5	44.8
18	PAGLI COLINE	Cabestany	2004	10.8	11.8	11.3	10.8	44.7
19	JALLET AUGUSTE ALICE	Le bouscat 1	2004	11.1	12.5	9.1	11.8	44.5
20	LOZANO EILEANN	Muret 2	2005	10.2	11.4	10.1	12.4	44.1
21	LESCOUTRA LEA	Le bouscat 2	2005	10.0	12.1	9.6	12.3	44.0
	HENNEBERT MARGAUX	Le bouscat 1	2006	11.1	10.3	10.0	12.6	44.0
23	MOLINO CHARLINE	Muret 1	2002	10.4	11.7	9.7	12.1	43.9
24	KUENLIN CLARA	Le bouscat 3	2005	9.5	10.3	11.1	12.9	43.8
25	RUVIRA CELIA	Muret 1	2004	10.0	10.3	11.9	11.1	43.3
26	BELZUNCES JUSTINE	Muret 1	2001	10.8	11.4	10.0	10.5	42.7
27	RABY LOUISE	Le bouscat 3	2003	9.9	10.9	11.6	9.7	42.1
28	TURPIN MANISSA	Muret 2	2005	10.1	10.9	9.6	10.9	41.5
29	LARNAUDIE VICTOIRE	Le bouscat 2	2002	10.6	10.7	8.5	11.4	41.2
30	CHEYLAC CONSTANCE	Le bouscat 3	2001	11.0	9.7	9.7	10.5	40.9
31	JOUBERT-MONIER AMBRE	Cabestany	2005	9.4	11.2	8.4	11.4	40.4
32	DE GABORY SIXTINE	Le bouscat 1	2004	10.6	12.0	8.2	0.0	30.8
33	BOUKHENOUNA CALI	Bagnols sur cèze	2006	0.0	0.0	0.0	0.0	0.0

10. FEMININ NIVEAU4 11-18 ans . SA_DA (individuels)

10.1. Résultats par équipes

	Equipe	Club					Total
1	Muret 1	31--Le Ralliement	32.5	36.9	35.4	36.8	141.6
2	Perpignan	66--Uscm	33.4	37.6	33.6	36.8	141.4
3	Castelnau le lez	34--GSL34.com - Castelnau le Lez	32.1	36.8	34.9	37.4	141.2
4	Muret 2	31--Le Ralliement	31.7	37.4	34.5	36.8	140.4
5	Fumel	47--A s gym fumel	32.9	37.3	34.2	35.5	139.9
6	Cabestany	66--Coc gymnastique	31.5	37.2	32.9	35.9	137.5
7	Bedarieux	34--Ass club athletique bedaricien gym	31.3	34.9	32.7	36.6	135.5
8	Villeneuve sur Lot	47--Cercle gymnique villeneuvois	29.1	34.5	32.0	34.2	129.8





10.2. Résultats individuels

	Gymnaste	Equipe	Annee					Total
1	OUAKALA ANAIS	Castelnau le lez	2001	11.8	12.9	12.3	12.9	49.9
2	GARCIA MARTINEZ LISA	Muret 2	2003	11.1	12.9	11.5	12.6	48.1
3	GRAIN MAUD	Fumel	2003	11.1	12.3	11.8	12.3	47.5
4	DEFEUILLET EMMA	Muret 1	2001	10.8	11.9	11.8	12.7	47.2
5	BRACQ TIFFANY	Muret 1	2001	11.0	12.7	11.2	12.0	46.9
6	LEMASSON EVE	Muret 2	2006	10.6	12.3	11.5	12.4	46.8
7	LAMMERTYN ALIZEE	Perpignan	2003	11.9	11.3	11.1	12.4	46.7
8	NOLLEVALLE LLORET LAUREN	Cabestany	2001	10.4	12.9	10.9	12.2	46.4
	BELINGUIER LAURA	Muret 1	2001	10.4	12.3	11.6	12.1	46.4
10	ARRIGONI MAHAUT	Cabestany	2002	10.6	12.3	11.2	12.1	46.2
11	CADENAT TREBAOL FAUSTINE	Bedarieux	2004	10.3	11.6	12.0	12.2	46.1
12	FRAYSSINOUS JULIE	Fumel	2005	10.9	11.7	11.6	11.8	46.0
13	MC GROGAN MARGAUX	Perpignan	2001	10.5	13.1	11.4	10.7	45.7
	FRANCHETTO SOLENN	Villeneuve sur Lot	2005	9.8	12.5	11.0	12.4	45.7
15	MOYEMONT FLAVIE	Perpignan	2001	10.1	11.8	11.0	12.2	45.1
16	LARROUDE MARGOT	Muret 1	2001	10.7	10.5	12.0	11.8	45.0
17	PLA JULIE	Perpignan	2002	9.7	11.9	11.1	12.2	44.9
18	COLOME CHARLOTTE	Muret 2	2002	10.0	11.6	11.4	11.8	44.8
	REIGNE ANOUCK	Fumel	2002	10.8	12.4	10.8	10.8	44.8
20	DELMAS MANON	Cabestany	2001	10.3	12.0	10.8	11.6	44.7
21	ESPEYRAC LÉA	Castelnau le lez	2001	9.7	12.2	10.4	12.2	44.5
22	ROBERT ANAIS	Muret 2	2001	9.9	12.2	10.9	11.3	44.3
	CAPDEVILLE AMBRE	Bedarieux	2002	9.6	12.1	10.8	11.8	44.3
24	DARBON MARINE	Perpignan	2002	11.0	12.6	10.3	10.3	44.2
25	BERGIA MATHILDE	Muret 2	2003	10.0	11.2	11.5	10.9	43.6
26	CUTILLAS ANAELE	Bedarieux	2004	10.4	11.2	9.9	12.0	43.5
27	MORGADO DANIELA	Cabestany	2003	10.5	11.6	9.5	10.9	42.5
28	BROCARD CARLA	Bedarieux	2002	9.9	11.2	8.5	11.9	41.5
29	FRAGUAS FLORA	Bedarieux	2004	10.6	9.6	8.7	12.4	41.3
30	YPERMAN JADE	Castelnau le lez	2001	10.3	11.7	9.5	8.5	40.0
31	MORGADO CRISTIANA	Cabestany	2001	10.2	9.5	8.7	11.3	39.7





32	HAMEAU JULIE	Villeneuve sur Lot	2004	9.3	12.1	6.1	11.8	39.3
33	PEPIN EMMA	Castelnau le lez	2002	10.0	4.0	11.8	12.3	38.1
34	CAILLAUD LEANE	Villeneuve sur Lot	2001	9.9	9.9	10.7	5.6	36.1
35	BAJON SALAMBO	Fumel	2000	0.0	12.6	10.5	11.4	34.5
36	DEMARTINI AGNES	Fumel	2001	10.9	0.0	10.2	11.2	32.3
37	CORDOBA CÉLINE	Castelnau le lez	2001	9.7	0.0	10.8	10.4	30.9
38	CALLEJA BOUYSSONNIE MATHILDA	Villeneuve sur Lot	2002	9.4	0.0	10.3	10.0	29.7
39	FELLAH SERENA	Villeneuve sur Lot	2003	0.0	0.0	10.3	7.3	17.6
40	DORMEGNIES MARION	Muret 1	2000	10.0	7.5	0.0	0.0	17.5

11. FEMININ NIVEAU6 11-15 ans . SA_DA (individuels)

11.1. Résultats par équipes

	Equipe	Club					Total
1	Perpignan	66--Uscm	44.4	42.7	41.8	45.1	174.0
2	Boucau Tarnos	64--Sics Boucau Tarnos	41.8	43.6	42.0	44.7	172.1
3	Castelnau le lez	34--GSL34.com - Castelnau le Lez	42.1	44.7	39.7	44.7	171.2
4	Portet sur garonne	31--Portet gym	41.8	42.8	39.9	44.4	168.9
5	Lafrançaise 1	82--Judo gym club lafrançaise	43.1	41.6	40.6	43.0	168.3
6	Bagnols sur cèze	30--Bagnols sur Cèze	41.7	42.1	41.7	42.6	168.1
7	Muret	31--Le Ralliement	40.7	43.3	40.9	42.9	167.8
8	Envol Aquitaine	33--Envol d aquitaine	43.4	39.6	41.3	43.4	167.7
9	Monflanquin	47--Monflanquin	40.7	41.7	40.9	43.9	167.2
10	Uzes	30--Club de gymnastique uzetia	39.7	42.1	41.2	43.2	166.2
11	Mazamet	81--L'hautpouloise	42.1	41.2	39.5	41.3	164.1
12	Cabestany	66--Coc gymnastique	38.0	41.2	40.0	42.6	161.8
	St Estève	66--Gym club st esteve	39.6	38.0	41.8	42.4	161.8
14	Salles SC	33--Sporting Club de Salles	42.2	39.5	36.6	43.4	161.7
15	Le bouscat	33--Union Sportive Bouscataise Gym	40.0	39.9	39.2	40.3	159.4
16	Bedarieux	34--Ass club athletique bedaricien gym	43.3	38.8	36.0	40.8	158.9
17	Castelsarrasin	82--Le défi castelsarrasinois	39.5	37.2	37.0	39.0	152.7

11.2. Résultats individuels



	Gymnaste	Equipe	Annee					Total
1	FOURNIER LILOU	Lafrançaise 1	2005	10.7	11.0	11.1	11.0	43.8
2	GUIBE ODIN CAMILLE	Perpignan	2006	11.1	10.8	10.8	11.0	43.7
3	LEMOINE ANNABEL	Castelnau le lez	2004	10.6	11.2	10.6	11.2	43.6
4	DOMETILLE MORGANE	Portet sur garonne	2004	11.4	10.2	10.6	10.9	43.1
5	EJNAINI AMINA	Boucau Tarnos	2005	10.2	10.9	11.1	10.8	43.0
6	DOS SANTOS STELLA	Boucau Tarnos	2006	10.8	10.5	10.0	11.6	42.9
7	ESBENS KELIA	Envol Aquitaine	2007	10.9	10.8	10.2	10.9	42.8
8	CIELAS ALICIA	Muret	2006	10.2	10.7	11.1	10.7	42.7
	COTON STELLA	Castelnau le lez	2004	10.8	11.4	9.5	11.0	42.7
10	GUERRAOUI HENNOU	Mazamet	2007	11.0	10.7	9.9	11.0	42.6
	DUPUY-RODRIGUES THEA	Portet sur garonne	2005	10.2	10.9	10.4	11.1	42.6
	ROSIER MARGOT	Monflanquin	2005	9.9	10.6	11.0	11.1	42.6
13	ROUBIEU IRINA	Castelnau le lez	2005	10.3	11.2	9.7	11.3	42.5
	FORET-COGNY JADE	Envol Aquitaine	2006	11.0	10.2	10.2	11.1	42.5
	LUMINEAU MAELLE	Bagnols sur cèze	2006	10.1	10.8	11.2	10.4	42.5
16	AGNES EVA	Perpignan	2007	11.0	10.9	9.1	11.4	42.4
	BERNADO MATILLO EMELINE	Perpignan	2007	11.0	8.8	11.2	11.4	42.4
	MINDEGUIA ELISE	Boucau Tarnos	2005	10.7	11.0	10.0	10.7	42.4
	WOLMY ALYSSIA	Boucau Tarnos	2003	10.1	10.8	10.2	11.3	42.4

	HORNING-DI GIUSTO LILLOU	Uzes	2006	10.2	10.6	10.4	11.2	42.4
	KELLY NOUR	Envol Aquitaine	2007	10.9	9.8	10.4	11.3	42.4
22	SABASTIER MONESTIER LOLA	Castelnau le lez	2005	10.4	10.8	9.9	11.2	42.3
23	BRAVO LOANE	Portet sur garonne	2005	10.3	11.2	9.6	11.1	42.2
24	MACAES HANIRE	Uzes	2006	10.1	10.8	10.3	10.8	42.0
25	GRANZOTTE LALIE	Monflanquin	2006	10.3	10.9	9.8	10.9	41.9
26	LEBLANC LEONIE	Perpignan	2007	11.3	10.8	9.0	10.5	41.6
	HOAREAU MELISSA	Muret	2006	10.1	10.5	10.2	10.8	41.6
28	FISCHER CANDICE	Boucau Tarnos	2005	9.6	10.9	10.0	11.0	41.5
	GALLET CLARISSE	Monflanquin	2003	10.2	10.7	9.7	10.9	41.5
	DE GRANDE EWANNE	Bagnols sur cèze	2007	10.1	10.7	10.4	10.3	41.5
31	NORMAND LUCILE	St Estève	2006	10.9	9.5	10.4	10.6	41.4
32	ALBUFERA MAELINE	Muret	2005	10.5	10.5	9.9	10.4	41.3
	PELTIER ELSA	Bagnols sur cèze	2007	10.6	10.7	10.3	9.7	41.3
34	DELFORGE LUNA	Perpignan	2006	10.7	10.0	9.5	11.0	41.2
	DORANDEU LYS	Perpignan	2006	9.4	10.2	10.3	11.3	41.2
	BACH ANAELLE	Lafrançaise 1	2006	9.5	10.7	10.2	10.8	41.2
37	LECLERC-TARIAN ILONA	Boucau Tarnos	2004	9.6	10.3	10.7	10.4	41.0
	DELPY ANNA	Uzes	2007	10.0	10.2	9.9	10.9	41.0
39	GOURG ROMANE	Salles SC	2005	10.6	10.7	8.8	10.7	40.8
	COULEAU MARIE	Monflanquin	2004	10.3	9.3	10.3	10.9	40.8
41	MENIS CLARA	Portet sur garonne	2005	9.6	10.5	9.3	11.3	40.7
42	THEBAULT ANAÏS	Mazamet	2006	11.2	9.1	9.9	10.4	40.6
	SEBA INES	Bedarieux	2006	11.1	10.9	8.0	10.6	40.6
44	COOSEMANS LILY	Bedarieux	2006	11.1	9.9	8.8	10.7	40.5
	CHASSAGNON LOU	St Estève	2005	9.7	9.3	10.8	10.7	40.5
46	AUDRA-CARDOT CALISTA	Cabestany	2006	9.4	9.4	10.6	11.0	40.4
	CAPEL CHARLOTTE	Castelsarrasin	2006	10.1	10.7	9.5	10.1	40.4
	DORNON TAÏNA	Bedarieux	2004	10.8	10.8	9.4	9.4	40.4
	CABAUD QUITTERIE	Le bouscat	2005	9.2	10.3	10.0	10.9	40.4
50	BELY CAMILLE	Lafrançaise 1	2006	10.9	9.0	9.9	10.5	40.3
	SANANES ELISE	Le bouscat	2006	10.5	9.9	9.5	10.4	40.3
52	DUPLAS LISA	Cabestany	2003	9.5	10.7	10.0	10.0	40.2
	DUBREUIL OUMIE	Uzes	2005	9.4	10.5	10.3	10.0	40.2
54	ZAMBON LEA	Cabestany	2006	9.7	10.6	9.6	10.1	40.0
	TRECAT-YS CELIA	Muret	2006	9.9	10.9	9.7	9.5	40.0
	NEGRE JUSTINE	Lafrançaise 1	2007	10.4	9.5	9.4	10.7	40.0
57	PAILLARD CORALIE	Muret	2006	8.7	11.2	8.8	11.0	39.7
	MOUCHEBOEUF CAMILLE	Salles SC	2005	10.1	8.8	10.0	10.8	39.7
59	PARRA NINON	Salles SC	2006	10.3	10.4	8.0	10.8	39.5
60	MALLOL LAURA	St Estève	2005	9.7	10.3	8.8	10.6	39.4
	BRIFEILLE ALICE	Monflanquin	2003	9.1	9.5	9.8	11.0	39.4
62	ASSEMAT MAELIS	Mazamet	2006	9.8	9.6	9.4	10.4	39.2
63	POURIEL ALISSON	Castelnau le lez	2004	9.2	10.2	8.7	11.0	39.1
	SANTIAGO ALICIA	Castelsarrasin	2006	10.2	9.9	9.7	9.3	39.1
65	HOUOT CELIANE	St Estève	2005	9.2	8.9	10.4	10.5	39.0
	ROUX LORIANE	Bagnols sur cèze	2003	9.3	9.8	9.2	10.7	39.0
67	VAUTHIER ROMANE	Cabestany	2005	9.4	9.1	9.7	10.6	38.8
68	COLIN ENA	Portet sur garonne	2003	9.9	9.9	9.3	9.4	38.5
69	BARANDON-VILBRUN KYARA	Cabestany	2007	8.9	9.8	8.8	10.9	38.4
	FAYE--UBERTI ANOUK	Envol Aquitaine	2007	10.3	7.5	10.5	10.1	38.4
71	PICAUD ROSE	Mazamet	2004	9.3	10.5	9.1	9.4	38.3
	CALLOT ANDREA	Salles SC	2006	11.2	8.1	7.9	11.1	38.3
	HERGOTT HELEANA	Le bouscat	2006	9.3	10.1	9.8	9.1	38.3

74	FABRE NOA	Cabestany	2005	9.4	10.1	9.7	9.0	38.2
	BONNAVITA ELSA	Castelnau le lez	2005	8.6	10.9	8.6	10.1	38.2
	COULIBALY BALKIS	Envol Aquitaine	2007	10.6	8.8	9.8	9.0	38.2
	MATOUS PAULINE	Le bouscat	2004	9.3	9.3	9.9	9.7	38.2
78	BALAROT MARGOT	Mazamet	2005	9.3	10.4	9.8	8.5	38.0
	VALADE AMBRE	Mazamet	2007	10.1	8.5	9.9	9.5	38.0
80	D'ANDREA SORENZA	Salles SC	2006	8.7	9.6	9.3	10.3	37.9
81	ALESSANDRI LUNA	Bagnols sur cèze	2003	10.1	8.9	7.6	11.2	37.8
82	LACROIX LENA	Le bouscat	2004	10.0	9.6	9.2	8.9	37.7
83	SABOURDY MAÏWENN	Bedarieux	2005	10.3	7.2	9.7	10.1	37.3
84	VALLS SARAH	St Estève	2003	9.2	8.6	9.7	9.3	36.8
85	REMY EVA	Le bouscat	2005	10.2	8.9	8.3	9.3	36.7
86	PEYRUSSE EMMY	Castelsarrasin	2006	9.6	7.3	10.5	9.2	36.6
87	DELPRAT OLGA	Lafrançaise 1	2005	9.2	10.4	8.3	8.5	36.4
	MOUILLERAC LOANE	Lafrançaise 1	2005	11.1	7.6	8.2	9.5	36.4
89	MENGUY LUCIE	St Estève	2005	9.3	7.5	10.2	9.2	36.2
90	DUPOUY CHLOE	Castelsarrasin	2004	9.3	9.0	7.3	10.4	36.0
	FOURNOL MAURIN NOEMIE	Salles SC	2007	8.6	8.5	8.5	10.4	36.0
92	SORBET AURORE	Portet sur garonne	2005	8.3	7.4	8.9	9.6	34.2
93	TOTH MÉLINA	Bedarieux	2007	9.3	7.0	8.1	9.0	33.4
94	SAVANIER MANON	Uzes	2005	8.7	4.0	10.2	10.3	33.2
95	BRUGIER NINA	Bagnols sur cèze	2006	10.9	9.9	9.8	0.0	30.6
96	ROLDEZ JULIE	Castelsarrasin	2006	9.1	7.6	6.1	7.6	30.4
97	CARRE LOANE	Castelsarrasin	2007	9.6	5.2	6.2	9.1	30.1
98	GIOVANNONE CSILLA	Envol Aquitaine	2006	0.0	6.7	10.0	9.9	26.6
99	CLUZEL LAURA	Bedarieux	2007	0.0	0.0	0.0	0.0	0.0

12. FEMININ NIVEAU7 11 + . SA_DA (individuels)

12.1. Résultats par équipes

	Equipe	Club					Total
1	Le bouscat	33--Union Sportive Bouscataise Gym	38.7	40.5	39.0	41.4	159.6
2	Montpellier MUC	34--MUC GYM	41.5	39.6	38.8	39.4	159.3
3	Portet sur garonne	31--Portet gym	37.7	41.6	38.8	41.1	159.2
4	Muret	31--Le Ralliement	38.8	42.1	37.5	40.5	158.9
5	Cabestany	66--Coc gymnastique	38.6	40.7	37.7	41.5	158.5
6	Blaye	33--A.L.BLAYE GYM	39.7	39.5	36.3	41.6	157.1
7	Villeneuve sur Lot 1	47--Cercle gymnique villeneuvois	38.7	40.2	36.8	40.5	156.2
8	Perpignan	66--Uscm	39.0	40.3	36.4	39.4	155.1
9	Mazamet	81--L'hautpouloise	38.2	38.6	36.9	39.7	153.4
10	St Estève	66--Gym club st esteve	37.2	39.8	36.2	38.9	152.1
11	Envol Aquitaine	33--Envol d aquitaine	37.2	37.4	37.5	39.6	151.7
12	St Chély	48--Gym club barraban	39.3	37.2	36.5	37.1	150.1
13	Clapiers	34--Gymnastique Artistique Clapieroise	37.4	35.2	36.3	38.5	147.4
14	Gruissan	11--Gruissan	0.0	0.0	0.0	0.0	0.0

12.2. Résultats individuels

	Gymnaste	Equipe	Annee					Total
1	EYRAUD MAIWENN	Blaye	2007	10.6	10.3	9.6	10.5	41.0
2	BLAMM STELLA	Le bouscat	2007	9.5	10.5	10.0	10.9	40.9
3	MARIE CAMILLE	Muret	2007	10.0	10.6	9.6	10.1	40.3
4	BERNARD MICHEL JEANNE	Montpellier MUC	2006	10.3	9.2	10.2	10.5	40.2
5	CHARBONNEL LOUISE	Montpellier MUC	2005	10.3	10.0	9.5	10.2	40.0
6	RAMADIER AMANDINE	Montpellier MUC	2006	10.6	9.9	9.6	9.8	39.9
7	PAUL ATENEA	Portet sur garonne	2005	9.3	10.5	9.7	10.2	39.7
8	FORGAC MAELIS	Portet sur garonne	2005	9.1	10.5	9.9	10.1	39.6
	ROSSEL LOLA	Portet sur garonne	2005	9.5	10.2	9.4	10.5	39.6
10	SEVERAC LOIS	Cabestany	2005	8.7	10.5	9.8	10.5	39.5
	DUCOS BONNIE	Portet sur garonne	2005	9.4	10.4	9.5	10.2	39.5
	GAULIN INES	Le bouscat	2007	9.9	9.9	9.5	10.2	39.5
	PAGEOT SELLIER EVE	Le bouscat	2006	9.8	9.7	9.9	10.1	39.5
14	LE COSTOEC MAELLE	Le bouscat	2006	9.5	10.2	9.6	10.1	39.4
15	DUPUY--CORTI CLARA	Envol Aquitaine	2003	9.3	10.5	9.7	9.8	39.3
16	PEREIRA CAMILLE	Villeneuve sur Lot 1	2006	9.9	10.1	8.9	10.3	39.2
	LABELLE LAURIANE	Muret	2007	10.5	10.5	9.2	9.0	39.2
18	GUESPIN MARGOT	Cabestany	2005	9.2	10.3	9.4	10.2	39.1
	HUC LEA	Mazamet	2003	9.9	9.9	9.1	10.2	39.1
20	MAGENDIE JULIETTE	Blaye	2007	10.4	9.4	8.7	10.5	39.0
21	VIDAL MAREVA	Perpignan	2001	9.6	10.2	9.4	9.6	38.8
22	LAJARRIGE MARINE	Perpignan	2006	10.3	10.3	8.6	9.5	38.7
	MARBOUTIN MANON	Villeneuve sur Lot 1	2005	9.2	10.3	9.2	10.0	38.7
	MARCINIAC DAYANA	Villeneuve sur Lot 1	2006	9.6	10.0	9.2	9.9	38.7
	RUIZ ALEXANDRA	Cabestany	2005	8.4	9.9	9.7	10.7	38.7
	LAFITTE CHLOE	Le bouscat	2007	9.4	9.9	9.2	10.2	38.7
27	PLA CAMILLE	Perpignan	2002	9.6	10.0	8.6	10.4	38.6





	BERNARDI ANDREA	Villeneuve sur Lot 1	2004	9.8	9.7	9.0	10.1	38.6
	SARRAZIN LAURA	Muret	2007	7.8	10.7	9.7	10.4	38.6
	ZAKI HANA	Blaye	2004	9.8	9.6	9.1	10.1	38.6
31	LATREMOUILLE CLARA	Clapiers	2004	9.9	9.4	9.1	10.0	38.4
	MALLET FILLOL CLARA	Montpellier MUC	2006	10.3	10.4	8.9	8.8	38.4
	BEKHEIRA LILOU	St Estève	2004	9.3	9.6	9.5	10.0	38.4
34	GENDRE NINON	Cabestany	2006	10.4	9.1	8.7	10.1	38.3
	GIRMA VIDAL CHLOE	Muret	2006	10.4	8.7	9.0	10.2	38.3
	ABRIVARD ZOE	Blaye	2007	8.9	10.0	8.9	10.5	38.3
37	MALCOSTE ALICIA	Mazamet	2004	10.1	9.7	9.4	9.0	38.2
38	DELBEZ LOU	Perpignan	2004	9.5	9.7	9.0	9.9	38.1
	VAN DER LINDEN MARAN	Villeneuve sur Lot 1	2005	9.4	9.8	8.8	10.1	38.1
	MASCLEF TIFANNY	Mazamet	2004	8.8	9.6	9.5	10.2	38.1
41	GONCALVES FERREIRA TATIANA	Villeneuve sur Lot 1	2007	9.0	9.6	9.4	10.0	38.0
	PRIEU SICART ALICIA	St Estève	2004	9.0	10.4	9.2	9.4	38.0
43	MASSON LEONIE	St Chély	2006	10.0	9.9	9.4	8.6	37.9
44	PAGES ORTIZ LIONA	Cabestany	2005	9.2	10.0	8.7	9.9	37.8
	VIDAL LEA	Portet sur garonne	2006	8.4	9.5	9.7	10.2	37.8
46	CHALEIL MORGANE	St Chély	2003	9.9	9.6	8.9	9.2	37.6
47	BARIOZ PRUNE	St Estève	2004	10.3	9.6	8.9	8.7	37.5
48	PLA MELANIE	Perpignan	2000	8.9	9.8	9.4	9.3	37.4
49	COMIN CHIARA	Portet sur garonne	2005	9.5	8.4	9.4	10.0	37.3
50	MION LUCIE	Clapiers	2003	9.1	9.2	9.5	9.4	37.2
51	TOGNINI-MARTIN LISA	Envol Aquitaine	2006	9.2	8.6	9.3	9.8	36.9
52	LOGIEZ ALIZEE	Cabestany	2006	9.8	8.5	8.8	9.7	36.8
	FOURCADE CHARLOTTE	St Chély	2006	9.3	9.4	9.0	9.1	36.8
54	ADAMI MAELYS	St Estève	2005	8.6	10.0	8.2	9.8	36.6
55	FAURE-BRUNET ROSANA	Envol Aquitaine	2005	8.1	10.0	9.1	9.2	36.4
56	RIVIERE-DESPAGNE DORIANE	Blaye	2007	8.9	9.6	8.1	9.7	36.3
57	NICOLLE LEA	Mazamet	2006	9.4	8.4	8.9	9.5	36.2
58	HERICHER JADE	Muret	2004	7.9	10.3	8.1	9.8	36.1
59	DENOUEL MARGOT	St Chély	2005	9.8	7.8	9.2	9.1	35.9
	BOURÉ FUMAR ANAÏS	Blaye	2006	8.7	9.1	8.4	9.7	35.9
61	LASBENNES ELISE	Envol Aquitaine	2006	8.9	8.3	8.6	9.8	35.6
62	MARTIN NINA	Mazamet	2005	8.7	9.4	7.5	9.8	35.4
63	DEFROCOURT CHRISTALE	St Chély	2006	9.6	8.0	8.9	8.8	35.3
	TROYAS CANDICE	Envol Aquitaine	2005	9.8	5.9	9.4	10.2	35.3
65	BERTHEZENE ELSA	Clapiers	2003	9.4	7.9	8.8	9.1	35.2
	LAMIC LISON	Clapiers	2005	9.0	8.6	7.6	10.0	35.2
67	GUIRAO MANON	St Estève	2001	7.8	8.9	8.6	9.7	35.0
68	BOULANGER PAOLA	Clapiers	2005	8.8	8.0	8.9	9.1	34.8
69	FALAKI INES	St Chély	2006	7.8	8.3	8.9	9.7	34.7
70	BADRI SARAH	Montpellier MUC	2005	8.1	8.1	9.5	8.9	34.6
71	MINIC CHARLOTTE	Envol Aquitaine	2005	8.9	8.3	8.1	7.4	32.7
72	GIL INES	St Estève	2001	0.0	9.8	8.4	9.2	27.4
73	SALORT ANNA	Montpellier MUC	2007	10.0	9.3	0.0	0.0	19.3
74	CHABALIER INGRID	Gruissan	2005	0.0	0.0	0.0	0.0	0.0
	COLLAS LISA	Gruissan	2006	0.0	0.0	0.0	0.0	0.0
	MEGHAR JUSTINE	Gruissan	2005	0.0	0.0	0.0	0.0	0.0
	PERGA GIOIA	Gruissan	2004	0.0	0.0	0.0	0.0	0.0
	SANTA CATALINA NAIG	Gruissan	2005	0.0	0.0	0.0	0.0	0.0

13. FEMININ NIVEAU6 11-18 ans . SA_DA (individuels)

13.1. Résultats par équipes

	Equipe	Club					Total
1	Castelnau le lez 1	34--GSL34.com - Castelnau le Lez	41.0	44.9	43.7	43.2	172.8
2	Clermont l'hérault	34--association clermontaise de gymnastique	41.0	43.5	41.1	41.7	167.3
3	Perpignan	66--Uscm	41.8	41.4	41.8	40.9	165.9
	Castelnau le lez 2	34--GSL34.com - Castelnau le Lez	41.0	41.8	41.6	41.5	165.9
5	Villeneuve sur Lot	47--Cercle gymnique villeneuvois	40.2	41.1	40.6	42.0	163.9
6	Muret	31--Le Ralliement	38.8	43.7	41.0	40.2	163.7
7	Bordeaux CAM	33--C A M Bordeaux section gym artistique	39.9	37.4	36.8	39.1	153.2





13.2. Résultats individuels

	Gymnaste	Equipe	Annee					Total
1	MULLER AMMA	Castelnau le lez 1	2002	11.1	11.5	10.4	10.6	43.6
2	BRANZI BOSCO CARLA	Castelnau le lez 1	2002	10.0	11.3	11.2	10.6	43.1
3	GOUT MARIE	Castelnau le lez 1	2000	9.7	11.1	10.8	10.9	42.5
4	ALLIAUD LAURA	Clermont l'hérault	2002	10.8	10.3	10.5	10.5	42.1
5	DUMONT ORIANE	Clermont l'hérault	2001	9.4	11.4	10.6	10.6	42.0
6	LADET CHARLOTTE	Castelnau le lez 1	2001	10.0	10.6	10.7	10.6	41.9
7	ROY ADÈLE	Castelnau le lez 2	2004	10.2	10.9	10.6	10.1	41.8
8	ADAM LILA	Castelnau le lez 1	2004	9.9	10.9	10.7	10.2	41.7
9	MENDEZ CARLA	Perpignan	2003	10.7	9.7	10.5	10.3	41.2
10	SCHMIDLIN SIBEL	Clermont l'hérault	2004	11.0	11.0	8.6	10.5	41.1
11	COUDEVILLE CHARLOTTE	Castelnau le lez 2	2007	10.1	10.2	10.4	10.3	41.0
12	CONTARIN TINA	Muret	2005	10.1	11.0	10.1	9.7	40.9
13	FORNS VINYET	Perpignan	2007	9.2	10.9	10.6	10.1	40.8
	CHABANON LILOU	Castelnau le lez 2	2000	10.1	10.3	9.7	10.7	40.8
15	FAVIER MORGANE	Clermont l'hérault	2003	9.8	10.8	10.0	10.1	40.7
16	JOLY ANGELINA	Perpignan	2006	10.2	10.4	9.9	10.1	40.6
	PEREIRA AURELIE	Muret	2000	9.5	11.1	9.9	10.1	40.6
	GADE-SALOMON LAURE	Bordeaux CAM	2001	10.9	10.2	9.0	10.5	40.6
19	MAGNE CLAIRE	Muret	2004	9.9	10.8	9.8	9.9	40.4
20	MELIET MARIE	Villeneuve sur Lot	2002	9.8	10.1	9.9	10.5	40.3
21	COSTA GOMES SOPHIE	Perpignan	2002	11.1	10.0	8.6	10.4	40.1
22	BLEAU MARINE	Villeneuve sur Lot	2004	10.0	10.3	9.5	10.2	40.0
23	DELAIRE FLAVIE	Castelnau le lez 2	2007	10.6	9.0	9.9	10.4	39.9
24	FORNS MAGALI	Perpignan	2004	9.8	9.6	10.8	9.5	39.7
	PEROLARI SARAH	Villeneuve sur Lot	2002	10.7	7.6	10.6	10.8	39.7
26	TANDOS ENEA	Villeneuve sur Lot	2005	9.7	10.2	10.6	9.0	39.5
27	CUVILLIER FAUSTINE	Muret	2003	8.9	10.8	10.7	8.8	39.2
28	NADOL CLARA	Bordeaux CAM	2001	10.8	9.5	9.5	9.3	39.1
29	FRANCHETTO MANON	Villeneuve sur Lot	2005	9.5	10.5	8.5	10.5	39.0
30	SIMON CAMILLE	Muret	2004	9.2	9.4	9.8	10.5	38.9
31	RAMIREZ NAVARRO PAULA	Perpignan	2007	9.6	10.1	9.1	9.7	38.5
32	RECOULES MAELA	Castelnau le lez 2	2004	9.2	10.1	9.6	9.1	38.0





33	SCHARFFE CLARA	Muret	2004	9.3	8.9	10.3	9.3	37.8
34	BOUIT CHELSEA	Bordeaux CAM	2001	9.3	9.2	8.9	10.3	37.7
35	BAUX JULIA	Clermont l'hérault	2004	9.4	8.3	10.0	9.9	37.6
36	HAYET ZOE	Bordeaux CAM	2002	8.4	8.5	8.6	9.0	34.5
37	VIBEY AZYLIS	Bordeaux CAM	2004	8.9	7.0	9.4	8.1	33.4
38	FLAMANC MAYA	Clermont l'hérault	2004	8.9	8.2	9.1	7.0	33.2
39	FOUGERE MAUREEN	Castelnau le lez 1	2002	0.0	11.0	11.0	11.1	33.1
40	LAFFARGUE MARIE	Castelnau le lez 2	2003	0.0	10.4	10.7	7.6	28.7

14. FEMININ NIVEAU8 11 + . SA_DA (individuels)

14.1. Résultats par équipes





	Equipe	Club					Total
1	Perpignan 2	66--Uscm	39.1	39.0	38.3	39.0	155.4
2	Castelnau le lez	34--GSL34.com - Castelnau le Lez	39.1	38.6	37.6	39.6	154.9
3	Blaye	33--A.L.BLAYE GYM	36.6	39.3	38.3	39.6	153.8
4	Laverune 1	34--Gymnastique foyer rural laverune	38.0	38.7	37.6	37.8	152.1
5	Moissac	82--Moissac-gym	36.4	38.3	37.8	39.1	151.6
6	Montpellier MUC	34--MUC GYM	38.4	38.0	37.1	37.0	150.5

14.2. Résultats individuels





	Gymnaste	Equipe	Annee					Total
1	PINHEIRO ANAËLE	Perpignan 2	2005	10.1	9.9	9.5	9.9	39.4
2	DEJARDIN SARAH	Castelnau le lez	2001	10.1	10.1	9.5	9.6	39.3
	VALLEAU MANON	Blaye	2005	9.4	10.0	10.1	9.8	39.3
4	CONDOMINAS JULIETTE	Perpignan 2	2005	9.9	10.0	9.7	9.6	39.2
	SIMONETTI EMMA	Montpellier MUC	2005	10.6	9.8	9.4	9.4	39.2
6	PIRANY ISIS	Laverune 1	2006	10.0	9.7	9.8	9.6	39.1
7	MALLET MARIE	Blaye	2006	9.7	10.0	9.1	10.0	38.8
8	FICHES CHARLINE	Moissac	2006	9.3	10.0	9.7	9.7	38.7
9	LOFFREDO DAPHNÉE	Perpignan 2	2004	9.9	9.4	9.5	9.8	38.6
	LACOMBE AGATHE	Laverune 1	2004	9.2	10.0	9.7	9.7	38.6
11	PIGEAIRE AGATHE	Castelnau le lez	2004	9.5	9.4	9.7	9.9	38.5
12	TEISSIER AMBRE	Castelnau le lez	2005	9.6	9.4	9.2	10.1	38.3
13	MALHERBE LARA	Perpignan 2	2005	9.2	9.5	9.6	9.7	38.0
14	FIGUS-NOIROT MORGANE	Moissac	2006	8.7	9.4	10.1	9.7	37.9
15	BOULAHIA YOUSRA	Laverune 1	2006	9.6	9.5	9.1	9.6	37.8
16	SARTRE HÉLOÏSE	Castelnau le lez	2007	9.7	9.0	9.2	9.8	37.7
	BOUCHET BESSAA CAMILLE	Blaye	2006	9.0	9.6	9.3	9.8	37.7
18	DEFACHEL DORINE	Moissac	2006	9.3	9.4	9.0	9.7	37.4
19	ACETO LUCIE	Perpignan 2	2005	9.0	9.6	9.3	9.4	37.3
20	BARTHES MARGAUX	Montpellier MUC	2005	8.9	9.6	9.3	9.4	37.2
21	ALLARD EMMA	Blaye	2005	7.9	9.7	9.8	9.7	37.1
22	MULLER AYMONE	Castelnau le lez	2005	9.0	9.6	8.8	9.6	37.0
	AREZKI CARDONA SOFIA	Moissac	2007	8.9	9.4	8.7	10.0	37.0
24	BOUSSAC MARGAUX	Montpellier MUC	2005	9.3	9.3	9.2	9.1	36.9
25	GROUSSARD MANON	Blaye	2004	8.5	9.2	9.1	9.9	36.7
	BARTHELEMY AÏNHOA	Moissac	2005	8.6	9.5	9.0	9.6	36.7
27	MATRAIRE LOLA	Montpellier MUC	2005	9.3	9.3	8.9	9.1	36.6
28	RICHE ADÈLE	Blaye	2005	8.4	9.3	8.9	9.9	36.5
	BORIES ANNA	Montpellier MUC	2005	9.2	9.0	9.2	9.1	36.5
30	DOBEL MORGANE	Castelnau le lez	2002	9.7	9.5	7.0	9.8	36.0
31	GRAS LENALAURE	Laverune 1	2006	8.8	9.5	8.9	8.7	35.9
	MERLE GWENDOLINE	Moissac	2004	8.9	9.4	8.0	9.6	35.9
33	GARCIA LISON	Laverune 1	2005	9.2	9.3	7.9	8.5	34.9
34	BOUZID HANA	Laverune 1	2006	0.0	9.4	9.0	8.9	27.3
35	PEREZ MELISSA	Perpignan 2	2002	9.1	0.0	9.1	8.2	26.4

15. FEMININ NIVEAU2 11-18 ans . SA_DA (individuels)

15.1. Résultats par équipes





	Equipe	Club					Total
1	Castelnau le lez	34--GSL34.com - Castelnau le Lez	31.5	35.5	36.2	38.0	141.2
2	Perpignan	66--Uscm	34.1	35.2	34.2	37.4	140.9

15.2. Résultats individuels





	Gymnaste	Equipe	Annee					Total
1	LEBLANC ILYONA	Perpignan	2005	11.3	13.0	10.7	12.6	47.6
2	TORRE AMELIE	Perpignan	2006	11.3	11.6	11.8	12.6	47.3
3	DARFIN YAËLLE	Castelnau le lez	2006	10.0	12.2	12.5	11.9	46.6
4	PELIGRY LILI FLEUR	Castelnau le lez	2005	10.1	12.7	10.3	13.0	46.1
5	BLOT ANAÏS	Castelnau le lez	2003	11.0	10.3	11.6	13.1	46.0
6	COULAMY FIDJI	Perpignan	2001	11.5	10.6	11.4	12.2	45.7
7	MOREELS LOUNA	Perpignan	2007	11.1	10.5	11.0	11.3	43.9
8	DULOU ANAÏS	Castelnau le lez	2004	9.9	10.6	12.1	11.1	43.7
9	COSTA BOÉ LEELOU	Castelnau le lez	2006	10.4	8.3	10.7	10.2	39.6
10	DELBERT MELANIE *	Villeneuve sur Lot 1 (indiv) (indiv)	2001	0.0	11.5	11.8	12.8	36.1

16. FEMININ NIVEAU1 11 + . SA_DA (individuels)

16.1. Résultats par équipes

	Equipe	Club					Total
1	Castelnau le lez	34--GSL34.com - Castelnau le Lez	35.2	37.8	38.1	39.7	150.8
2	Portet sur garonne	31--Portet gym	33.7	38.5	35.0	32.1	139.3

16.2. Résultats individuels





	Gymnaste	Equipe	Annee					Total
1	LESAGE MARINE *	Cabestany 1 (indiv) (indiv)	1996	11.5	13.2	13.6	13.1	51.4
	PILLA LOUISE	Castelnau le lez	1999	12.1	13.2	12.1	14.0	51.4
3	NGANGUE SALOME	Castelnau le lez	1998	11.2	12.9	12.4	12.8	49.3
4	HAMMA MAYSSAN	Castelnau le lez	2002	11.9	11.7	12.6	12.9	49.1
5	OUIDIR ORLY	Portet sur garonne	1997	11.0	13.0	11.1	11.9	47.0
6	AVRILLAUD JADE	Portet sur garonne	2002	11.0	13.7	11.5	10.4	46.6
7	FAURE JUSTINE	Portet sur garonne	1995	11.7	11.8	12.4	9.8	45.7
8	CICALESE ELISE	Castelnau le lez	2004	11.0	9.3	13.1	12.0	45.4
9	PEREZ LAETITIA	Castelnau le lez	1996	10.0	5.9	9.7	10.0	35.6
10	PRAS LEANE	Portet sur garonne	2001	10.9	11.0	9.1	0.0	31.0
11	DJEFFAL ELISA	Portet sur garonne	2002	9.9	0.0	7.1	9.0	26.0

17. FEMININ NIVEAU1 11-18 ans . SA_DA (individuels)

17.1. Résultats par équipes

	Equipe	Club					Total
--	--------	------	--	---	---	---	-------

17.2. Résultats individuels

	Gymnaste	Equipe	Annee					Total
1	PONGA ROSETTE CASSANDRA *	Cabestany 1 (indiv) (indiv)	2002	12.6	13.5	12.2	13.1	51.4