









Résultats de la compétition
Régionaux
Blanquefort
9 et 10 Mars

1. FEMININ NIVEAU6 11-15 ans . SA_DA (individuels)

1.1. Résultats par équipes

	Equipe	Club					Total
1	Monflanquin	47--Monflanquin	40.8	44.8	42.6	45.7	173.9
2	Boucau Tarnos	64--Sics Boucau Tarnos	40.2	44.0	42.4	46.5	173.1
3	Salles SC	33--Sporting Club de Salles	41.3	42.9	41.2	44.9	170.3
4	Envol Aquitaine	33--Envol d aquitaine	42.1	40.3	41.1	45.0	168.5
5	Le bouscat	33--Union Sportive Bouscataise Gym	41.0	43.1	40.3	44.0	168.4
6	Blaye	33--A.L.BLAYE GYM	36.3	39.2	39.9	44.6	160.0
7	Gradignan Gymnix	33--Gymnix	38.3	43.5	35.8	41.6	159.2
8	Tonneins	Tonneins	40.0	40.4	34.4	40.9	155.7
9	Lanton	33--Body sport lanton	37.6	39.7	33.9	41.4	152.6





1.2. Résultats individuels

	Gymnaste	Equipe	Annee					Total
1	GALLET CLARISSE	Monflanquin	2003	10.4	11.5	11.5	11.6	45.0
2	MINDEGUIA ELISE	Boucau Tarnos	2005	10.0	11.8	11.3	11.6	44.7
3	ESBENS KELIA	Envol Aquitaine	2007	10.8	11.4	10.5	11.2	43.9
4	GOURG ROMANE	Salles SC	2005	9.9	11.1	11.2	11.2	43.4
5	FORET-COGNY JADE	Envol Aquitaine	2006	10.1	11.4	10.3	11.4	43.2
	GRANZOTTE LALIE	Monflanquin	2006	10.6	11.4	9.8	11.4	43.2
	ROSIER MARGOT	Monflanquin	2005	10.0	11.0	10.8	11.4	43.2
8	PARRA NINON	Salles SC	2006	10.5	10.7	10.1	11.5	42.8
9	HERGOTT HELEANA	Le bouscat	2006	10.1	10.4	10.5	11.2	42.2
10	EJNAINI AMINA	Boucau Tarnos	2005	10.0	10.0	10.7	11.4	42.1
	MOUCHEBOEUF CAMILLE	Salles SC	2005	9.9	11.0	10.9	10.3	42.1
12	DOS SANTOS STELLA	Boucau Tarnos	2006	10.4	9.6	10.2	11.7	41.9
13	SANANES ELISE	Le bouscat	2006	10.7	11.1	9.4	10.6	41.8
14	WOLMY ALYSSIA	Boucau Tarnos	2003	9.8	11.3	10.2	10.3	41.6
15	EL ABBAOUI SOHANE	Tonneins	2006	10.7	10.9	9.0	10.9	41.5
16	KELLAY NOUR	Envol Aquitaine	2007	10.9	8.8	10.5	11.2	41.4
	REMY EVA	Le bouscat	2005	10.2	10.1	9.9	11.2	41.4
18	CALLOT ANDREA	Salles SC	2006	11.0	10.1	8.8	11.3	41.2
19	COSNE LENA	Gradignan Gymnix	2005	9.8	11.1	10.0	10.1	41.0
20	BERNEDE EMMA	Blaye	2005	9.3	10.9	9.6	11.1	40.9
	CHAMBARAUD AURORE	Blaye	2003	9.1	10.1	10.1	11.6	40.9
22	FISCHER CANDICE	Boucau Tarnos	2005	9.7	10.3	9.1	11.7	40.8
	BRIFEILLE ALICE	Monflanquin	2003	9.8	10.9	9.9	10.2	40.8
24	LECLERC-TARIAN ILONA	Boucau Tarnos	2004	9.4	10.6	9.1	11.5	40.6
25	CABAUD QUITTERIE	Le bouscat	2005	9.1	11.3	9.9	10.1	40.4
26	LACROIX LENA	Le bouscat	2004	10.0	9.6	10.0	10.7	40.3
27	MATOUS PAULINE	Le bouscat	2004	9.4	10.3	9.4	10.9	40.0
28	SANTOIRE LANA	Lanton	2006	9.1	11.2	8.7	10.7	39.7
29	COULEAU MARIE	Monflanquin	2004	9.8	7.8	10.4	11.3	39.3
30	DEDIEU ANGELINA	Gradignan Gymnix	2006	10.0	9.9	9.5	9.7	39.1
	GRATIANNETTE-GOIN MARGOT	Gradignan Gymnix	2005	8.1	11.1	9.0	10.9	39.1
	COULIBALY BALKIS	Envol Aquitaine	2007	10.3	8.7	9.8	10.3	39.1
33	BONNEVAY PAULINE	Tonneins	2005	9.0	10.0	8.8	10.5	38.3
34	GIOVANNONE CSILLA *	Envol Aquitaine 1 (indiv) (indiv)	2006	8.7	8.7	9.9	10.9	38.2
35	LE TREUT ALIONA	Lanton	2003	9.8	10.4	8.2	9.5	37.9





	D'ANDREA SORENZA	Salles SC	2006	8.8	10.1	8.1	10.9	37.9
37	LAFRAGUETA CLARA	Lanton	2004	9.5	9.3	8.3	10.7	37.8
38	THIVET CHLOE	Blaye	2005	7.9	8.7	10.4	10.7	37.7
39	CHAMBARAUD LUDIVINE	Blaye	2006	9.7	6.6	9.8	11.2	37.3
40	ROUZEAU EMELINE	Gradignan Gymnix	2007	9.5	10.5	7.3	9.6	36.9
	FOURNOL MAURIN NOEMIE	Salles SC	2007	8.7	8.6	9.0	10.6	36.9
42	POINTU MARIA	Tonneins	2006	10.2	10.0	9.1	7.3	36.6
43	MORAND-TREVILLE LOANE	Lanton	2005	9.2	8.2	8.4	10.5	36.3
44	DA CRUZ FERNANDES ANNA	Lanton	2004	9.1	8.8	8.5	9.5	35.9
	DUBOIS NOEMIE	Tonneins	2006	9.9	9.5	6.1	10.4	35.9
46	CHASSARD LOUANE	Blaye	2005	8.2	9.5	8.5	9.4	35.6
47	GROLEAU CLEMENCE	Gradignan Gymnix	2007	8.5	9.6	6.6	10.8	35.5
48	AUDIGNON ELISA	Gradignan Gymnix	2006	9.0	10.8	5.8	9.8	35.4
49	MAISONNEUVE CHLOE	Tonneins	2005	9.2	9.2	7.5	9.1	35.0
50	ESBENS IRINA	Envol Aquitaine	2004	8.7	0.0	9.7	11.2	29.6
51	CARTILLON MAELLE *	Boucau Tarnos 1 (indiv) (indiv)	2004	0.0	9.0	8.1	0.0	17.1
52	FAYE--UBERTI ANOUK	Envol Aquitaine	2007	9.6	0.0	0.0	0.0	9.6
53	LAFITTE ALICE *	Le bouscat 1 (indiv) (indiv)	2005	0.0	0.0	0.0	0.0	0.0
	TEY SAHEBA	Tonneins	2006	0.0	0.0	0.0	0.0	0.0

2. FEMININ NIVEAU7 11 + . SA_DA (individuels)

2.1. Résultats par équipes

	Equipe	Club					Total
1	Villeneuve sur Lot 1	47--Cercle gymnique villeneuvois	39.7	38.9	40.4	41.4	160.4
2	Le bouscat	33--Union Sportive Bouscataise Gym	38.5	40.1	40.8	40.8	160.2
3	Blaye	33--A.L.BLAYE GYM	38.4	38.5	40.4	42.1	159.4
4	Envol Aquitaine	33--Envol d aquitaine	36.2	36.0	41.1	40.2	153.5
5	Bernos-beaulac	33--bernos-beaulac	36.6	35.3	41.2	40.1	153.2
6	Villeneuve sur Lot 2	47--Cercle gymnique villeneuvois	37.8	35.6	39.3	40.0	152.7
7	Aiguillon 2	47--Sporting club Aiguillon	36.2	35.4	40.5	40.5	152.6
8	Tonneins	Tonneins	28.8	26.9	29.4	29.1	114.2
9	Aiguillon 1	47--Sporting club Aiguillon	25.4	19.8	28.1	27.0	100.3





2.2. Résultats individuels

	Gymnaste	Equipe	Annee					Total
1	EYRAUD MAIWENN	Blaye	2007	10.7	10.3	9.7	10.8	41.5
2	LE COSTOEC MAELLE	Le bouscat	2006	10.1	10.5	10.4	10.1	41.1
3	GONCALVES FERREIRA TATIANA	Villeneuve sur Lot 1	2007	10.2	9.5	10.6	10.4	40.7
4	GAULIN INES	Le bouscat	2007	10.0	9.6	10.4	10.5	40.5
5	COSTA DIAS LUCIA	Tonneins	2005	10.0	10.2	10.1	9.7	40.0
6	MARABOUTIN MANON	Villeneuve sur Lot 1	2005	9.4	10.1	10.1	10.3	39.9
	PEREIRA CAMILLE	Villeneuve sur Lot 1	2006	10.0	9.7	10.0	10.2	39.9
	LASSAUX LUCILLE	Bernos-beaulac	2003	9.7	9.3	10.5	10.4	39.9
	VOREAKOS BATUT CASSANDRE	Tonneins	2005	9.6	10.4	10.0	9.9	39.9
10	DUPUY--CORTI CLARA	Envol Aquitaine	2003	9.3	9.8	10.6	10.1	39.8
	FRAGNIER LALY	Aiguillon 2	2005	9.6	9.7	10.3	10.2	39.8
12	EL BASRI CHAUMET MELISSA	Aiguillon 2	2005	9.4	9.4	10.4	10.4	39.6
13	SOUPE NOELIE	Bernos-beaulac	2001	9.2	9.5	10.6	10.2	39.5
14	POUPEAU SELMA	Villeneuve sur Lot 2	2003	9.5	9.3	10.5	10.1	39.4
15	MAGENDIE JULIETTE	Blaye	2007	8.8	9.5	10.3	10.7	39.3
16	COELHO LOANE	Villeneuve sur Lot 2	2004	9.3	9.7	10.2	10.0	39.2
	ZAKI HANA	Blaye	2004	9.6	9.0	10.1	10.5	39.2
18	GIMET YVANNA	Aiguillon 2	2004	8.5	10.0	10.6	9.9	39.0
19	BERNARDI ANDREA	Villeneuve sur Lot 1	2004	10.1	9.1	9.6	10.1	38.9
20	LAFITTE CHLOE	Le bouscat	2007	9.0	9.6	10.1	10.1	38.8
21	VAN DER LINDEN MARAN	Villeneuve sur Lot 1	2005	8.9	9.6	9.7	10.5	38.7
22	ABRIVARD ZOE	Blaye	2007	9.3	9.1	10.0	10.1	38.5
	DO AMARAL LUNA	Le bouscat	2006	9.4	9.6	9.6	9.9	38.5
24	TOGNINI-MARTIN LISA	Envol Aquitaine	2006	9.0	9.4	10.0	9.7	38.1
25	TROYAS CANDICE	Envol Aquitaine	2005	9.6	8.0	10.1	10.1	37.8
26	RIVIERE-DESPAGNE DORIANE	Blaye	2007	8.5	9.4	9.6	10.0	37.5
27	KORBEL LUCYLE	Villeneuve sur Lot 2	2004	9.1	8.2	9.5	10.0	36.8
28	BELLOC LEA	Bernos-beaulac	2004	8.9	8.6	10.0	9.1	36.6





29	SOBCZAK MARLENE	Villeneuve sur Lot 2	2005	9.5	8.4	9.1	9.3	36.3
	FIGUES ALEXIA	Bernos-beaulac	2000	8.8	7.9	9.5	10.1	36.3
31	DJASSI VIVIANE	Villeneuve sur Lot 2	2005	9.5	7.9	8.9	9.9	36.2
	LASBENNES ELISE	Envol Aquitaine	2006	8.3	7.2	10.4	10.3	36.2
33	METZGER FLORA *	Blaye 1 (indiv) (indiv)	2005	8.1	9.0	9.6	9.3	36.0
34	MINIC CHARLOTTE	Envol Aquitaine	2005	7.9	8.7	9.6	9.1	35.3
	BELLOC MALAURY	Bernos-beaulac	2007	8.3	7.5	10.1	9.4	35.3
36	FAURE-BRUNET ROSANA	Envol Aquitaine	2005	7.8	8.1	9.6	9.7	35.2
37	BUFFERAND ELISE	Tonneins	2006	9.2	6.3	9.3	9.5	34.3
38	GANDELIN CLARA	Aiguillon 2	2004	8.7	6.3	9.2	10.0	34.2
39	SAGOT CLEMENTINE	Aiguillon 1	2004	8.5	7.7	8.9	9.0	34.1
40	MARTINET ANDREA	Aiguillon 1	2001	8.7	5.6	10.2	9.0	33.5
41	GARBAY SAMANTHA	Aiguillon 1	2004	8.2	6.5	9.0	9.0	32.7
42	MARY LAURA	Aiguillon 2	2006	8.0	5.2	8.3	9.2	30.7
43	BLAMM STELLA	Le bouscat	2007	0.0	10.4	9.9	10.1	30.4
44	GRONDIN CLOE	Blaye	2004	0.0	9.3	10.0	9.8	29.1
45	GUILLOUT ILONA	Bernos-beaulac	2000	8.3	5.0	8.9	0.0	22.2
46	MARCINIAK DAYANA	Villeneuve sur Lot 1	2006	0.0	0.0	0.0	0.0	0.0
	VANG MILA	Aiguillon 2	2006	0.0	0.0	0.0	0.0	0.0
	FERNANDEZ AMANDINE	Aiguillon 1	2001	0.0	0.0	0.0	0.0	0.0
	PAGEOT SELLIER EVE	Le bouscat	2006	0.0	0.0	0.0	0.0	0.0
	MENDES SANTOS KELLY	Tonneins	2006	0.0	0.0	0.0	0.0	0.0
	MENDES SANTOS CINDY	Tonneins	2006	0.0	0.0	0.0	0.0	0.0
	RENAUD MAEVA	Tonneins	2006	0.0	0.0	0.0	0.0	0.0

3. FEMININ NIVEAU3 11 + . SA_DA (individuels)

3.1. Résultats par équipes

	Equipe	Club					Total
1	Biarritz	64--Equilibre Biarritz	33.0	36.6	38.5	37.0	145.1
2	Gradignan Gymnix	33--Gymnix	32.7	37.2	35.6	37.9	143.4
3	Villeneuve sur Lot	47--Cercle gymnique villeneuvois	33.7	35.8	35.9	36.9	142.3
4	Bazas	33--Us bazas omnisports	32.3	36.7	36.3	35.7	141.0
5	Blanquefort 1	33--Entente sportive blanquefort	33.3	36.0	35.6	35.2	140.1
6	Envol Aquitaine 1	33--Envol d aquitaine	33.1	33.7	37.7	34.5	139.0
7	Blanquefort 2	33--Entente sportive blanquefort	32.4	33.6	33.2	32.9	132.1





3.2. Résultats individuels

	Gymnaste	Equipe	Annee					Total
1	LAURET EVE MARIE	Biarritz	1990	11.1	12.2	12.5	13.0	48.8
2	AUBERT ELEA	Gradignan Gymnix	1994	12.1	12.2	11.6	12.8	48.7
3	CALLEGARI MARIE	Envol Aquitaine 1	1992	11.6	11.1	13.2	12.5	48.4
4	LAPRIE MALLAURY	Bazas	1996	10.6	12.3	12.7	12.3	47.9
5	DE SOUSA REBECCA	Villeneuve sur Lot	2003	11.5	12.5	11.0	12.7	47.7
6	PENAUD CHLOE	Blanquefort 1	1999	11.4	12.2	11.6	12.4	47.6
	CILLARD BENQUET LILI	Biarritz	2002	11.1	12.6	12.1	11.8	47.6
8	DURROUX MALOU	Gradignan Gymnix	1995	10.5	12.3	11.6	13.0	47.4
9	FRAGO LAURA	Bazas	2002	10.5	12.3	12.0	12.2	47.0
10	VERNE MARISSA	Blanquefort 1	1999	11.3	12.4	11.7	11.4	46.8
	ESCOLAR CLARA	Biarritz	2003	10.8	11.8	13.1	11.1	46.8
12	CARRIE LOUPIAS NINA	Villeneuve sur Lot	2003	10.9	11.2	12.8	11.8	46.7
13	CASCARRA LOU	Gradignan Gymnix	2000	9.8	12.3	12.4	12.1	46.6
14	AVRIL ORANE	Villeneuve sur Lot	2003	10.9	11.7	11.1	12.4	46.1
15	GILLE AMANDINE	Bazas	2001	11.2	12.0	11.6	11.1	45.9
16	GIRAUD LAURIE	Blanquefort 1	1991	10.6	11.4	12.3	11.4	45.7
17	FORESTIER NOLWENN	Envol Aquitaine 1	1996	10.7	12.0	11.2	11.5	45.4
18	CARREGUES LEA	Villeneuve sur Lot	1998	11.2	11.2	11.7	11.2	45.3
19	DIBARBAURE GAYENETCHE LOU AINARA	Biarritz	1998	10.8	9.3	12.9	12.2	45.2
20	SANCHEZ SOLENE	Blanquefort 2	2001	11.1	11.4	10.9	11.5	44.9
21	MEYNARD CLEMENTINE	Villeneuve sur Lot	2006	11.0	11.6	11.4	10.5	44.5
22	SANCHEZ ENORA	Blanquefort 2	1997	10.9	10.9	10.8	11.7	44.3
23	DUPIOL CAROLINE	Bazas	2002	10.4	11.1	11.4	11.2	44.1
24	CHARNI AMANDINE	Envol Aquitaine 1	1995	10.8	10.4	12.0	10.5	43.7
25	GUET MELANIE	Blanquefort 2	1997	10.4	11.3	11.1	9.7	42.5
26	FRAGO CELIA	Bazas	2002	10.1	12.1	10.4	8.8	41.4
27	BARREY JULIE	Blanquefort 2	1998	10.1	10.1	11.2	9.1	40.5
28	BOURNEUF CHLOE	Blanquefort 2	2000	9.8	7.9	9.7	8.8	36.2
29	LABURTHE LORENE	Gradignan Gymnix	1999	10.1	12.6	10.0	0.0	32.7
30	FERKAL MORGANE	Envol Aquitaine 1	1999	9.9	0.0	9.8	9.9	29.6
31	DUBUC SANDY	Envol Aquitaine 1	1990	0.0	10.6	12.5	0.0	23.1
32	FRAYSSINET LUDIVINE	Gradignan Gymnix	1992	0.0	0.0	11.4	10.1	21.5
	GUINAMANT MAEVA	Blanquefort 1	2001	0.0	9.9	11.6	0.0	21.5




34	GIRALDA AMANDINE	Blanquefort 1	2001	0.0	0.0	0.0	0.0	0.0
	RENARD VIOLETTE	Biarritz	2004	0.0	0.0	0.0	0.0	0.0

4. FEMININ NIVEAU4 11 + . SA_DA (individuels)

4.1. Résultats par équipes





	Equipe	Club					Total
1	Villeneuve sur Lot	47--Cercle gymnique villeneuvois	34.2	38.1	37.0	36.2	145.5
2	Gradignan Gymnix	33--Gymnix	33.0	36.7	34.4	37.2	141.3
3	Bordeaux CAM	33--C A M Bordeaux section gym artistique	32.4	36.1	35.9	36.8	141.2
4	Blanquefort	33--Entente sportive blanquefort	34.2	31.8	36.1	37.8	139.9

4.2. Résultats individuels





	Gymnaste	Equipe	Annee					Total
1	COURREGELONGUE AUDREY	Blanquefort	1990	12.1	12.9	12.3	13.0	50.3
2	MARTIN LORIE	Villeneuve sur Lot	2002	11.4	13.0	12.6	12.6	49.6
3	BERRON JEANNE	Bordeaux CAM	1997	11.1	12.2	12.4	12.6	48.3
4	GINDRE ROSALIE	Villeneuve sur Lot	1995	12.1	12.8	11.7	11.4	48.0
5	LASSERRE CLEMENTINE	Villeneuve sur Lot	2001	10.7	12.3	12.7	12.2	47.9
6	RENAULT CHLOE	Gradignan Gymnix	2001	10.8	12.7	11.7	12.6	47.8
7	JABIOL CLARISSE	Gradignan Gymnix	1998	11.6	11.4	11.4	12.7	47.1
8	BES JULIE	Blanquefort	1991	11.1	10.7	12.5	12.6	46.9
	GLUAIIS LEAH	Bordeaux CAM	1999	10.6	12.6	12.2	11.5	46.9
10	CAVIGNAC JULIETTE	Gradignan Gymnix	2002	10.5	11.4	10.8	11.9	44.6
11	DUPONT LILOU	Bordeaux CAM	2001	10.7	11.3	10.5	11.9	44.4
12	DIXON JANE-EMILIE	Gradignan Gymnix	2002	10.5	10.0	11.3	10.9	42.7
13	BOURGINE CLEMENCE	Bordeaux CAM	2001	10.5	11.0	11.0	9.9	42.4
14	ARIEL JAUFREY	Blanquefort	2001	10.0	8.2	9.6	12.2	40.0
15	KAMALESWARAN MAYLIE	Blanquefort	1994	11.0	2.6	11.3	11.4	36.3
16	PROUILHAC PAULINE	Gradignan Gymnix	1999	10.6	12.6	11.0	0.0	34.2
17	PIERRE LAURY	Bordeaux CAM	1997	0.0	0.0	11.3	12.3	23.6
18	GSELL MARINE	Blanquefort	1991	0.0	0.0	0.0	0.0	0.0

5. FEMININ NIVEAU4 11-18 ans . SA_DA (individuels)

5.1. Résultats par équipes



	Equipe	Club					Total
1	Fumel	47--A s gym fumel	32.8	38.1	34.9	35.7	141.5
2	Villeneuve sur Lot	47--Cercle gymnique villeneuvois	32.3	34.7	37.7	35.8	140.5
3	Blanquefort	33--Entente sportive blanquefort	31.7	34.4	35.2	37.1	138.4
4	Biarritz	64--Equilibre Biarritz	31.7	35.8	35.3	35.0	137.8

5.2. Résultats individuels





	Gymnaste	Equipe	Annee					Total
1	MEILLIER SOLENE	Villeneuve sur Lot	2002	11.2	12.6	12.8	12.6	49.2
2	RAME LUCIE	Blanquefort	2005	10.9	11.9	12.5	12.8	48.1
3	LANEUSE KRYSTEL	Biarritz	2002	10.0	12.9	12.1	12.4	47.4
4	REIGNE ANOUCK	Fumel	2002	11.1	12.6	11.0	12.5	47.2
5	GRAIN MAUD	Fumel	2003	10.9	12.7	12.3	11.2	47.1
6	BAJON SALAMBO	Fumel	2000	10.2	12.8	11.6	11.6	46.2
7	FELLAH SERENA	Villeneuve sur Lot	2003	10.3	10.9	12.5	12.3	46.0
8	HUNTER JADE	Biarritz	2003	11.1	10.8	11.7	12.1	45.7
9	CAILLAUD LEANE	Villeneuve sur Lot	2001	10.7	11.2	12.4	10.9	45.2
	GARNIER JADE	Blanquefort	2005	10.4	11.1	11.2	12.5	45.2
11	DUCLOS CASSANDRE	Blanquefort	2005	10.4	11.4	11.5	11.8	45.1
12	DEMARTINI AGNES	Fumel	2001	10.8	12.1	10.5	11.6	45.0
13	HIDALGO NINA	Fumel	2000	10.8	11.9	10.9	11.1	44.7
14	LACOLOMBE CARLINE	Biarritz	2005	10.6	11.5	10.6	10.5	43.2
15	SEMELBECK ALEXANDRA	Biarritz	2001	10.0	11.4	11.5	9.5	42.4
16	CALLEJA BOUYSSONNIE MATHILDE	Villeneuve sur Lot	2002	10.4	5.4	12.0	7.9	35.7
17	LAGRASSE LEA	Blanquefort	2002	0.0	0.0	0.0	0.0	0.0
	BARTOU CHLOE	Biarritz	2001	0.0	0.0	0.0	0.0	0.0

6. FEMININ NIVEAU5 11 + . SA_DA (individuels)

6.1. Résultats par équipes





	Equipe	Club					Total
1	Lormont	33--Club gymnique lormontais	43.1	45.2	42.8	46.8	177.9
2	Blanquefort	33--Entente sportive blanquefort	45.1	43.8	42.3	45.7	176.9
3	Tonneins	Tonneins	43.6	44.2	41.6	45.6	175.0

6.2. Résultats individuels

	Gymnaste	Equipe	Annee					Total
1	CAMILLE ROLLIN	Lormont	1996	11.3	11.8	11.2	12.0	46.3
2	CASSIN MANON	Blanquefort	2003	11.3	11.2	10.8	11.8	45.1
3	MONTANO LAURINE	Tonneins	1999	10.7	11.9	11.1	11.3	45.0
4	LAMBERT JUSTINE	Blanquefort	2003	11.3	10.6	11.1	11.7	44.7
5	CHIQUERAY LUCIE	Tonneins	1997	11.0	10.6	11.2	11.8	44.6
6	SOLE AURIANE	Blanquefort	2003	11.3	11.4	10.2	11.3	44.2
7	MILLEPIED AUDREY	Lormont	2000	10.5	10.9	10.6	11.6	43.6
	PAULAIS LOLA	Lormont	2001	10.0	11.5	10.7	11.4	43.6
9	SCHMUTZ KILLIANA	Lormont	2001	11.1	9.8	10.3	11.6	42.8
10	GIRARDEAU CELIA	Lormont	2001	10.2	10.9	10.3	11.3	42.7
11	LE MEUR CAMILLE	Tonneins	1996	10.9	10.5	9.5	11.2	42.1
12	VINCENT ALEXIA	Tonneins	1993	11.0	9.9	9.7	11.2	41.8
13	SUDARA NATACHA	Lormont	2003	10.1	11.0	9.0	11.6	41.7
14	D ACQUINO ILHONA	Tonneins	1997	10.0	10.5	9.6	11.3	41.4
15	OSTINS JEANNE	Blanquefort	2002	11.2	10.6	8.2	10.9	40.9
16	MEIZE MELANIE	Tonneins	1996	10.2	11.2	9.1	10.0	40.5
17	OSTERMANN MANON	Blanquefort	2003	9.2	10.3	8.1	10.5	38.1
18	DEYLIAT EMELINE	Blanquefort	1997	0.0	10.4	10.2	8.0	28.6

7. FEMININ NIVEAU3 11-18 ans . SA_DA (individuels)

7.1. Résultats par équipes

	Equipe	Club					Total
1	Le bouscat 1	33--Union Sportive Bouscataise Gym	31.8	37.7	38.7	36.9	145.1
2	Le bouscat 2	33--Union Sportive Bouscataise Gym	31.9	33.8	37.3	36.7	139.7
3	Gradignan Gymnix	33--Gymnix	32.3	36.0	34.3	36.1	138.7
	Le bouscat 3	33--Union Sportive Bouscataise Gym	31.8	34.4	35.6	36.9	138.7
5	Gradignan PLG	33--PLG Gradignan	31.8	34.9	35.9	34.6	137.2

7.2. Résultats individuels

	Gymnaste	Equipe	Annee					Total
1	JOUSSAUME ALYSSA	Le bouscat 1	2005	10.8	12.9	13.0	12.5	49.2
2	JALLET AUGUSTE ALICE	Le bouscat 1	2004	10.2	12.6	12.9	12.6	48.3
3	DE GABORY SIXTINE	Le bouscat 1	2004	10.8	12.2	12.8	11.8	47.6
4	DINGER DILANA	Gradignan Gymnix	2000	10.7	11.3	12.3	12.4	46.7
	CONSTANT LUCIE	Gradignan PLG	2004	10.1	12.4	12.8	11.4	46.7
6	DESENLIS EMILIE	Le bouscat 2	2001	11.0	10.6	12.3	12.7	46.6
7	LARNAUDIE VICTOIRE	Le bouscat 3	2002	9.9	11.9	12.4	12.2	46.4
8	CHEYLAC EGLANTINE	Le bouscat 2	2003	10.6	10.9	12.6	11.9	46.0
9	BAULARD SARAH	Gradignan Gymnix	2001	10.0	12.8	11.5	11.5	45.8
10	CONSTANT PAULINE	Gradignan PLG	2000	11.1	12.4	10.6	11.2	45.3
11	REYTET LOAN	Gradignan Gymnix	2003	10.6	11.9	10.5	12.2	45.2
	BEAUME MANON	Gradignan PLG	2002	10.6	10.1	12.5	12.0	45.2
13	PRAGOUT EMILIE	Le bouscat 2	2002	10.3	11.5	11.1	12.1	45.0
	HENNEBERT MARGAUX	Le bouscat 3	2006	10.9	11.0	10.5	12.6	45.0
15	KUENLIN CLARA	Le bouscat 3	2005	9.6	10.2	12.3	12.1	44.2
16	LEVITTE AGATHE	Le bouscat 2	2003	10.1	11.4	12.4	10.2	44.1
17	CHEYLAC CONSTANCE	Le bouscat 3	2001	10.8	9.9	10.9	11.6	43.2
18	REDON OTHILIE	Gradignan Gymnix	2001	11.0	10.8	10.5	10.4	42.7
19	LESCOUTRA LEA	Le bouscat 3	2005	10.1	11.5	10.5	9.2	41.3
20	FORNAROLI ELEONORE	Le bouscat 1	2004	0.0	11.5	0.0	9.5	21.0
21	DUBROCA AMELIE	Gradignan Gymnix	2005	0.0	0.0	0.0	0.0	0.0
	BOUGARD EMMA	Gradignan PLG	2004	0.0	0.0	0.0	0.0	0.0
	BREUILLE MELINA	Gradignan PLG	2005	0.0	0.0	0.0	0.0	0.0
	RABY LOUISE	Le bouscat 1	2003	0.0	0.0	0.0	0.0	0.0

8. FEMININ NIVEAU4 11-15 ans . SA_DA (individuels)

8.1. Résultats par équipes

	Equipe	Club					Total
1	Lormont 1	33--Club gymnique lormontais	32.1	38.7	37.9	38.5	147.2
2	Villeneuve sur Lot 1	47--Cercle gymnique villeneuvois	33.0	37.2	37.5	37.8	145.5
3	Le bouscat 1	33--Union Sportive Bouscataise Gym	32.5	37.1	35.6	38.2	143.4
4	Le Pian Medoc	33--A S Le Pian Medoc Gymnastique Trampoline	31.8	36.7	37.4	37.0	142.9
5	Lormont 2	33--Club gymnique lormontais	31.7	37.6	35.4	37.1	141.8
6	Gradignan PLG	33--PLG Gradignan	32.2	35.6	36.8	35.7	140.3
7	Gradignan Gymnix	33--Gymnix	31.7	34.4	36.4	37.3	139.8
8	Bordeaux CAM	33--C A M Bordeaux section gym artistique	33.2	34.2	35.8	36.1	139.3
9	Le bouscat 2	33--Union Sportive Bouscataise Gym	31.9	34.4	36.2	36.5	139.0
10	Villeneuve sur Lot 2	47--Cercle gymnique villeneuvois	32.4	36.1	34.3	35.2	138.0
11	Fumel	47--A s gym fumel	32.4	21.2	34.7	37.0	125.3

8.2. Résultats individuels

	Gymnaste	Equipe	Annee					Total
1	MAI FANNY	Le bouscat 1	2005	10.8	12.8	12.9	12.7	49.2
2	SERY AMELIE	Villeneuve sur Lot 1	2005	10.9	12.5	12.9	12.5	48.8
3	CLAVERIE ZOE	Villeneuve sur Lot 1	2004	11.2	13.0	11.7	12.7	48.6
4	BATTUT APOLLINE	Lormont 1	2003	11.1	12.7	11.4	13.2	48.4
5	GERMON EVA	Lormont 1	2005	10.6	12.1	12.9	12.4	48.0
6	ASLIKH AMEL	Lormont 1	2007	10.4	11.9	12.9	12.7	47.9
7	BEAUME MORGAN	Le Pian Medoc	2003	10.7	12.7	12.0	12.3	47.7
8	BOUKHAROUBENE KENZA	Lormont 2	2003	10.5	12.5	11.9	12.7	47.6
	BENTATA CLARA	Gradignan PLG	2006	11.0	12.5	12.4	11.7	47.6
10	CORNETTE ROMANE	Gradignan PLG	2005	10.8	12.1	12.6	12.0	47.5
11	LOICHET EVANNE	Lormont 1	2005	10.4	13.1	11.1	12.6	47.2
12	RENARD CAPUCINE	Le bouscat 1	2005	10.9	12.6	11.2	12.4	47.1
13	GAUSSENS LACONDEMINE ANTONIA	Le bouscat 2	2006	10.7	11.7	12.4	12.1	46.9
14	UCHER JUSTINE	Villeneuve sur Lot 1	2005	10.5	11.7	12.0	12.6	46.8
	BORDEAU LAMIOU OCEANE	Lormont 2	2004	10.8	12.0	11.8	12.2	46.8
16	OLIVE LILOU	Gradignan Gymnix	2004	10.4	11.8	11.8	12.7	46.7
17	CALANDREAU ELISE	Lormont 1	2003	10.4	12.9	12.1	11.2	46.6
	POIREE CORALINE	Le Pian Medoc	2003	10.9	12.5	12.4	10.8	46.6
19	LEGRAS APOLLINE	Bordeaux CAM	2003	11.0	11.2	12.2	12.0	46.4
20	CABANNE LUCILE	Bordeaux CAM	2005	11.2	11.6	11.4	12.1	46.3
21	PERNOT MARGAUX	Le Pian Medoc	2003	10.0	11.4	12.6	12.2	46.2
22	LAURES LUCIE	Lormont 2	2003	10.4	11.8	11.7	12.2	46.1
	DEWINTER LISE	Gradignan Gymnix	2005	10.5	11.0	12.4	12.2	46.1
	DELZENNE CLEA	Le Pian Medoc	2004	10.2	11.5	11.9	12.5	46.1
25	BORDERE LOLA	Villeneuve sur Lot 1	2005	10.7	11.6	11.5	12.2	46.0
	HERBAUT ROMANE	Le bouscat 1	2006	10.6	11.7	10.9	12.8	46.0





	PICART MARGOT	Le bouscat 1	2003	10.8	11.0	11.5	12.7	46.0
	GRISLAIN OMBLINE	Le bouscat 2	2003	10.6	11.4	11.8	12.2	46.0
29	FRANCHETTO SOLENN	Villeneuve sur Lot 2	2005	11.1	12.1	10.8	11.9	45.9
30	FIOLEAU LAURA	Le Pian Medoc	2004	10.0	11.5	12.4	11.8	45.7
31	NOVO LOUNA	Villeneuve sur Lot 1	2006	10.9	9.6	12.6	12.2	45.3
	HAMEAU JULIE	Villeneuve sur Lot 2	2004	10.4	11.8	12.1	11.0	45.3
	MEZEN ELISA	Bordeaux CAM	2007	10.5	10.7	12.2	11.9	45.3
34	SANTIN ELENA	Gradignan PLG	2005	10.4	11.0	11.8	12.0	45.2
35	MANAUTE LOUISA	Le bouscat 2	2006	10.6	11.3	11.0	12.2	45.1
	MARCY ANOUK	Le bouscat 2	2005	10.5	10.9	12.0	11.7	45.1
37	OLIVAN EMILY	Fumel	2005	10.8	10.9	10.7	12.6	45.0
	PINSON HANNAH	Bordeaux CAM	2007	11.0	11.2	10.8	12.0	45.0
39	VIGNES MAELYS	Villeneuve sur Lot 2	2006	10.7	10.8	11.4	11.9	44.8
40	BOVIN YOLENE	Lormont 2	2005	10.0	13.1	11.1	10.5	44.7
41	DELALANDE ENORA	Fumel	2007	10.6	10.3	11.1	12.6	44.6
42	BERBITTI NELYA	Villeneuve sur Lot 2	2005	10.6	12.2	10.3	11.4	44.5
43	REDON VALENTINE	Gradignan Gymnix	2005	10.6	11.6	10.7	11.3	44.2
44	GRANGER ANAELLE	Gradignan Gymnix	2005	10.3	9.8	11.6	12.4	44.1
45	FRAYSSINOUS JULIE	Fumel	2005	11.0	0.0	12.6	11.8	35.4
46	ARJONA CLARA	Gradignan Gymnix	2005	10.6	0.0	12.2	11.8	34.6
47	SEMPE MARGAUX	Bordeaux CAM	2004	10.4	11.4	10.8	0.0	32.6
48	STEINBACH MELOE	Fumel	2006	10.6	0.0	11.0	0.0	21.6
49	BARRE JULIE	Fumel	2006	0.0	0.0	0.0	0.0	0.0
	MIRA NINA	Gradignan PLG	2006	0.0	0.0	0.0	0.0	0.0
	SANTIN ROMANE	Gradignan PLG	2006	0.0	0.0	0.0	0.0	0.0
	MARTINEZ CHARPENTIER JULIETTE	Le bouscat 1	2006	0.0	0.0	0.0	0.0	0.0

9. FEMININ NIVEAU5 11-15 ans . SA_DA (individuels)

9.1. Résultats par équipes

	Equipe	Club					Total
1	Boucau Tarnos	64--Sics Boucau Tarnos	43.8	47.1	45.1	46.4	182.4
2	Biarritz	64--Equilibre Biarritz	42.8	47.0	44.9	45.4	180.1
3	Bazas 1	33--Us bazas omnisports	43.2	47.6	43.8	44.9	179.5
4	Le bouscat	33--Union Sportive Bouscataise Gym	42.8	47.4	42.4	46.1	178.7
5	Lormont	33--Club gymnique lormontais	42.1	44.6	44.0	45.3	176.0
6	Gradignan Gymnix	33--Gymnix	42.5	45.7	42.5	44.3	175.0
7	Le Pian Medoc	33--A S Le Pian Medoc Gymnastique Trampoline	42.8	43.8	42.9	45.3	174.8
8	Salles SC 2	33--Sporting Club de Salles	41.1	43.8	44.1	45.0	174.0
9	Villeneuve sur Lot	47--Cercle gymnique villeneuvois	41.8	44.9	41.9	44.2	172.8
10	Salles SC 1	33--Sporting Club de Salles	40.5	43.3	42.4	44.8	171.0
11	Bazas 2	33--Us bazas omnisports	41.0	44.8	41.9	42.7	170.4
12	Blaye	33--A.L.BLAYE GYM	41.6	40.9	41.7	43.7	167.9
13	Bordeaux CAM	33--C A M Bordeaux section gym artistique	41.9	41.4	39.9	44.3	167.5

9.2. Résultats individuels

	Gymnaste	Equipe	Annee					Total
1	MIOQUE ROMANE	Boucau Tarnos	2005	11.0	12.0	11.5	12.1	46.6
2	ERASO MOGABURU IDOIA	Biarritz	2006	10.8	12.0	11.5	11.4	45.7
3	LACROUTS LILOU	Boucau Tarnos	2005	11.0	11.6	11.6	11.4	45.6
4	PARADIVIN XANA	Biarritz	2006	10.6	11.8	11.5	11.5	45.4
5	DEVOET MAKEDA	Lormont	2004	10.3	11.8	11.5	11.6	45.2
6	SARMIENTO LANA	Le Pian Medoc	2006	10.8	11.5	11.4	11.4	45.1
7	PAGEOT SELLIER DIANE	Le bouscat	2005	10.6	12.1	11.1	11.2	45.0
8	PARIENTE LENA	Bazas 1	2006	10.9	11.9	11.5	10.6	44.9
9	CONJAT LOAN	Boucau Tarnos	2004	10.8	11.5	11.1	11.3	44.7
10	BAUDAT LOUISE	Lormont	2006	10.8	10.5	11.7	11.6	44.6
11	VANCOILLE ALIXIA	Biarritz	2005	10.7	11.8	11.3	10.7	44.5
12	FIOLEAU OCÉANE	Gradignan Gymnix	2005	10.4	11.3	11.3	11.4	44.4
	CAMPO ENEIS	Bazas 1	2005	10.2	11.9	11.3	11.0	44.4
14	DURAND CHLOE	Salles SC 2	2006	10.7	10.8	11.2	11.6	44.3
15	GAUTIER MAELYS	Le bouscat	2007	10.3	11.7	10.7	11.5	44.2
	LUCAS DE BAR LUCIE	Le bouscat	2006	10.9	11.9	9.8	11.6	44.2
17	LUCAS/ TAUPIER LAURA	Bazas 1	2006	10.9	11.6	10.4	11.2	44.1
18	VOISIN LOU	Boucau Tarnos	2004	11.0	11.0	10.4	11.6	44.0
19	HENRY MARINE	Gradignan Gymnix	2005	10.9	11.6	10.2	11.2	43.9
	GUERIN ZOE	Le Pian Medoc	2005	10.8	11.2	11.0	10.9	43.9
21	BERNADOU CAMILLE	Villeneuve sur Lot	2004	10.8	11.3	10.4	11.2	43.7
	PETIT LOLA	Boucau Tarnos	2004	10.1	11.8	10.9	10.9	43.7
	VIDORETTA LOU	Le bouscat	2006	10.7	11.7	9.9	11.4	43.7
24	FLEURANCEAU SARAH	Salles SC 1	2003	10.9	10.3	10.9	11.5	43.6





25	BOUBET ORNELLA	Gradignan Gymnix	2005	10.5	11.8	10.4	10.8	43.5
26	AVRIL ENORA	Villeneuve sur Lot	2005	10.4	11.6	10.5	10.9	43.4
27	MALGOUYAT EMMA	Villeneuve sur Lot	2004	10.3	11.2	10.6	11.2	43.3
	SALVAT ALIZEA	Bazas 1	2005	10.3	11.2	10.6	11.2	43.3
	LOPES ARRIETA AMANE	Biarritz	2006	10.5	11.0	10.6	11.2	43.3
30	CONSTANTIN DORIANE	Bazas 2	2005	10.1	12.1	11.0	9.9	43.1
31	BENMENDIL SHYREEN	Lormont	2005	10.7	11.2	10.2	10.9	43.0
	DAUPHIN OLYMPE	Blaye	2006	10.6	9.9	10.9	11.6	43.0
	SCELET LOANE	Le Pian Medoc	2007	10.7	10.5	10.5	11.3	43.0
34	DURANTY-SOUBIRAN CARLA	Gradignan Gymnix	2005	10.6	10.8	10.6	10.9	42.9
	RABY JEANNE	Le bouscat	2006	10.2	11.1	10.7	10.9	42.9
36	SILVA PAULINE	Boucau Tarnos	2003	10.0	11.7	10.5	10.6	42.8
	VINAL SORENZA	Salles SC 2	2003	10.3	10.8	10.9	10.8	42.8
38	GOUGEON HELOISE	Bazas 1	2005	11.1	11.8	8.5	11.2	42.6
	LISSONDE ANA	Biarritz	2006	10.7	11.4	9.2	11.3	42.6
40	TROMPESAUCE LOU	Bazas 2	2003	10.4	10.9	10.3	10.9	42.5
41	ESSEMOUDI INES	Villeneuve sur Lot	2005	10.3	10.8	10.4	10.9	42.4
	MARTIN LOUISE	Bazas 2	2005	10.5	11.7	10.7	9.5	42.4
	TEXIER ANAIS	Blaye	2005	10.4	10.3	10.6	11.1	42.4
44	NEGRI CELIA	Salles SC 1	2003	9.6	11.7	10.1	10.9	42.3
	RAVEL ALICE	Salles SC 1	2003	9.9	10.9	10.5	11.0	42.3
46	DESPUJOLS JULIE	Bordeaux CAM	2004	10.1	9.7	10.7	11.5	42.0
	DUMORA JUSTINE	Salles SC 2	2003	10.1	11.4	9.7	10.8	42.0
48	OUATTOU ELYA/SARA	Bazas 1	2005	10.3	12.0	8.3	11.3	41.9
	BOURGEOIS KINCY	Le bouscat	2005	10.6	10.4	9.3	11.6	41.9
50	TEIXEIRA MAËLYS	Le Pian Medoc	2004	10.5	10.6	9.7	11.0	41.8
51	MOUNEYRE CECILIA	Bordeaux CAM	2003	10.4	10.3	9.8	11.2	41.7
52	FERRERE--COURADE AURE	Gradignan Gymnix	2005	10.5	11.0	10.2	9.9	41.6
	MOULINET ALIX	Gradignan Gymnix	2005	10.2	10.5	10.2	10.7	41.6
	BONTE ALICIA	Le Pian Medoc	2005	10.2	10.1	10.0	11.3	41.6
55	GOUEL MARZLOFF MANON	Bordeaux CAM	2005	9.8	10.8	9.8	11.0	41.4
56	LOMBARD ALYSSE	Salles SC 1	2003	9.6	9.2	10.9	11.4	41.1
57	DUBOIS-BERNARD LILOU	Bazas 2	2007	10.0	9.9	9.9	11.1	40.9
	MIRABEL ALICE	Bordeaux CAM	2004	10.9	10.6	9.3	10.1	40.9
59	EL MELIANI NISRINE	Lormont	2004	9.2	11.1	9.8	10.7	40.8
60	FERNANDES OCEANE	Lormont	2005	10.3	8.5	10.6	11.2	40.6
	BELIN MAILYS	Salles SC 2	2004	9.6	10.8	10.6	9.6	40.6
62	MARTY LOUISE	Salles SC 2	2003	10.0	7.9	11.2	11.4	40.5
63	LACOUR LAURINE	Salles SC 1	2004	10.1	10.4	9.4	10.2	40.1
64	BAUDRY HOELENN	Blaye	2005	10.3	10.3	9.3	9.9	39.8
65	BRIHAYE LOUISE	Bordeaux CAM	2004	10.5	8.9	9.6	10.6	39.6
66	DE OLIVEIRA AMANDINE	Bazas 2	2004	9.8	9.8	9.5	10.3	39.4
	GEMINEL MAELYS	Salles SC 2	2007	9.4	8.0	10.8	11.2	39.4
68	SAPHORE ANGELE	Bazas 2	2004	10.0	10.1	8.7	10.4	39.2
69	LASSERRE OPHELIA	Blaye	2004	10.3	10.4	9.9	8.5	39.1
70	VIGNAUD LOU-ANN	Blaye	2005	10.1	9.8	8.6	10.3	38.8
71	PERRIN TESSY	Blaye	2004	10.2	7.3	10.3	10.7	38.5
72	ZANZOLA CHLOE *	Blaye 1 (indiv) (indiv)	2005	9.4	10.0	9.9	7.9	37.2
73	TRAVERS MARILOU	Bordeaux CAM	2004	9.9	9.2	5.7	8.7	33.5
74	LASSERRE LOUDY	Le Pian Medoc	2005	10.1	0.0	7.6	11.3	29.0
75	LAZARE AGATHE	Villeneuve sur Lot	2005	0.0	0.0	0.0	0.0	0.0
	ALGEO LARA	Lormont	2005	0.0	0.0	0.0	0.0	0.0
	PICHAVANT AGATHE *	Gradignan Gymnix 1 (indiv) (indiv)	2005	0.0	0.0	0.0	0.0	0.0
	STAREK SOLENN	Salles SC 1	2003	0.0	0.0	0.0	0.0	0.0

10. FEMININ NIVEAU5 11-18 ans . SA_DA (individuels)

10.1. Résultats par équipes

	Equipe	Club					Total
1	Salles SC	33--Sporting Club de Salles	42.6	44.0	42.6	46.1	175.3
2	Blaye	33--A.L.BLAYE GYM	41.4	43.2	41.7	45.3	171.6
3	Bazas	33--Us bazas omnisports	40.4	41.5	43.2	44.2	169.3
4	Tonneins	Tonneins	42.9	42.2	39.3	44.6	169.0
5	Le bouscat	33--Union Sportive Bouscataise Gym	38.9	41.4	41.7	45.5	167.5
6	Martignas	33--As martignas	42.2	41.2	39.9	43.6	166.9
7	Gradignan Gymnix	33--Gymnix	38.8	41.0	40.3	42.2	162.3





10.2. Résultats individuels

	Gymnaste	Equipe	Annee					Total
1	DULAS LESLIE	Salles SC	2002	10.9	11.8	11.0	11.7	45.4
2	LESCOUET AMBRE	Salles SC	2005	10.8	10.9	10.7	11.8	44.2
3	BOURCIER ROMY	Blaye	2002	10.9	10.7	10.8	11.3	43.7
4	NIVELET VICTOIRE	Le bouscat	2002	10.0	10.7	11.0	11.3	43.0
5	THAUVIN AMBRE	Salles SC	2006	10.5	10.6	10.5	11.1	42.7
6	LAVAUD STELLA	Bazas	2003	9.9	11.2	10.1	11.4	42.6
	DUPIN EMELINE	Tonneins	2002	11.1	10.1	10.1	11.3	42.6
8	CHOLLET MELYNA	Martignas	2004	11.1	10.9	9.1	11.4	42.5
	DESAUTEL LIVIA	Bazas	2004	10.9	9.0	11.2	11.4	42.5
	LUCKHAUS NOEMIE	Blaye	2003	9.7	11.4	10.2	11.2	42.5
11	LAMOUREUX LEA	Blaye	2003	10.8	10.7	9.5	11.2	42.2
12	LEZE MALELYS	Tonneins	2004	11.0	11.1	9.2	10.8	42.1
13	PROUILHAC CLARA	Gradignan Gymnix	2004	9.8	10.8	10.1	11.1	41.8
14	LAGREDE-GRAI ROMY	Le bouscat	2005	9.8	10.3	10.3	11.3	41.7
15	SYPRASEUTH CAMILLE	Martignas	2006	10.4	10.0	10.1	11.1	41.6
16	MAGUER MAINA	Martignas	2005	10.2	10.4	10.6	10.3	41.5
	FRENARD VICTORIA	Le bouscat	2002	9.5	10.2	10.2	11.6	41.5
	EL AANS KHADIJAH	Tonneins	2005	10.8	9.3	10.2	11.2	41.5
19	DUMOULIN AMANDINE	Gradignan Gymnix	2003	10.2	10.2	10.4	10.5	41.3
	LAUR ELINE	Le bouscat	2003	9.6	10.2	10.2	11.3	41.3
21	MARIN MAINA	Bazas	2003	9.1	10.3	11.2	10.5	41.1
22	PLESSIS MAYLIS	Bazas	2002	9.8	9.5	10.7	10.9	40.9
23	LE BERRE TATIANA	Salles SC	2007	9.3	9.7	10.4	11.2	40.6
24	BREJOUX LORIE	Salles SC	2003	10.4	8.5	10.1	11.4	40.4
25	CAZANOBES CARLA	Tonneins	2003	9.5	10.0	9.3	11.0	39.8
26	SERVAT JUSTINE	Tonneins	2004	10.0	8.9	9.7	11.1	39.7
27	LERIN NOEMIE	Gradignan Gymnix	2005	8.6	10.0	9.9	11.1	39.6
	GOBLET CANDICE	Salles SC	2006	9.4	10.7	8.4	11.1	39.6
	GOURGUES LUNA	Le bouscat	2004	9.4	9.9	9.4	10.9	39.6
30	AMAN CORRADINI ELSA	Tonneins	2004	8.8	11.0	9.3	10.1	39.2
31	BAILLEUX CAMILLE	Bazas	2004	9.7	10.5	9.4	8.7	38.3
32	GUICHON CAMILLE	Gradignan Gymnix	2005	8.6	10.0	9.9	9.5	38.0
33	PEYROUZET FLORA	Martignas	2006	9.5	9.9	8.4	10.1	37.9
34	POIROT DANAY LILI	Le bouscat	2004	8.9	9.9	7.5	11.1	37.4

35	THOMAS GWENAELLE	Blaye	2004	0.0	10.4	10.6	11.5	32.5
36	BOUSCAU FAURE MAYLIS	Martignas	2006	10.5	0.0	10.1	10.8	31.4
	ALLARD LUCIE	Blaye	2003	10.0	0.0	10.1	11.3	31.4
38	LEDIEU-DAUGENET KELLY	Bazas	2006	9.8	3.9	7.7	8.8	30.2
39	KALB LEA	Gradignan Gymnix	2002	10.2	9.3	0.0	0.0	19.5
40	CAMBOU JUSTINE	Martignas	2000	0.0	0.0	0.0	0.0	0.0
	FOUREL MAELLE	Gradignan Gymnix	2001	0.0	0.0	0.0	0.0	0.0
	DARTIER CLARA	Blaye	2001	0.0	0.0	0.0	0.0	0.0
	TROUSLARD CAMILLE *	le bouscat indiv	2002	0.0	0.0	0.0	0.0	0.0
	2 *	le bouscat indiv	0	0.0	0.0	0.0	0.0	0.0
	3 *	le bouscat indiv	0	0.0	0.0	0.0	0.0	0.0
	4 *	le bouscat indiv	0	0.0	0.0	0.0	0.0	0.0
	5 *	le bouscat indiv	0	0.0	0.0	0.0	0.0	0.0
	6 *	le bouscat indiv	0	0.0	0.0	0.0	0.0	0.0

11. FEMININ NIVEAU6 11-18 ans . SA_DA (individuels)

11.1. Résultats par équipes







	Equipe	Club					Total
1	Villeneuve sur Lot	47--Cercle gymnique villeneuvois	40.2	43.4	41.1	44.1	168.8
2	Bordeaux CAM	33--C A M Bordeaux section gym artistique	40.3	41.3	43.2	43.7	168.5
3	Biganos	33--Biganos Sporting Club section Gym	38.4	40.9	38.9	41.3	159.5

11.2. Résultats individuels







	Gymnaste	Equipe	Annee					Total
1	GADE-SALOMON LAURE	Bordeaux CAM	2001	10.5	11.0	11.5	11.2	44.2
2	NADOL CLARA	Bordeaux CAM	2001	10.3	10.4	10.9	10.7	42.3
3	BLEAU MARINE	Villeneuve sur Lot	2004	9.9	10.8	10.2	11.1	42.0
	PEROLARI SARAH	Villeneuve sur Lot	2002	10.6	9.6	10.8	11.0	42.0
5	MELIET MARIE	Villeneuve sur Lot	2002	9.9	11.3	9.2	11.1	41.5
6	BOUTIN CHARLÈNE	Biganos	2002	9.6	10.4	10.4	11.0	41.4
	BROUSTERA CLAIRE	Biganos	2002	10.2	10.9	10.2	10.1	41.4
8	TANDOS ENEA	Villeneuve sur Lot	2005	9.1	10.1	10.6	10.9	40.7
9	CAYRIER LEA	Villeneuve sur Lot	2003	9.8	10.7	9.5	10.6	40.6
	BOUIT CHELSEA	Bordeaux CAM	2001	9.8	10.0	9.9	10.9	40.6
11	FRANCHETTO MANON	Villeneuve sur Lot	2005	9.1	10.6	9.1	10.9	39.7
12	HAYET ZOE	Bordeaux CAM	2002	9.7	9.9	9.4	10.6	39.6
13	VIBEY AZYLIS	Bordeaux CAM	2004	8.9	8.7	10.9	10.9	39.4
14	SOUPET ESTELLE	Biganos	2004	9.6	10.4	9.2	9.3	38.5
15	PLAZA ALICE	Biganos	2003	9.0	9.2	9.1	10.9	38.2
16	BASSEREAU LOLA	Biganos	2003	0.0	0.0	0.0	0.0	0.0
	PARISOT CAITLYNE	Bordeaux CAM	2004	0.0	0.0	0.0	0.0	0.0

12. MASCULIN NIVEAU5 7-14 ans . SA_DA (individuels)

12.1. Résultats par équipes

	Equipe	Club							Total
1	Boucau Tarnos	64--Sics Boucau Tarnos	34.7	38.1	41.2	43.0	42.0	36.0	235.0

12.2. Résultats individuels

	Gymnaste	Equipe	Anne e							Total
1	FORSAIN NOLANN	Boucau Tarnos	2007	8.7	9.4	10.5	11.1	10.8	9.5	60.0
2	GUICHENEY LENNY	Boucau Tarnos	2007	9.5	10.1	10.5	11.3	10.4	8.0	59.8
3	BAZIOR DORIAN	Boucau Tarnos	2007	8.9	9.5	10.2	10.1	10.2	8.7	57.6
4	GUICHENEY TOM	Boucau Tarnos	2010	7.4	9.1	9.8	9.5	10.6	9.8	56.2
5	BIANCO TOM	Boucau Tarnos	2010	7.6	7.7	10.0	10.5	9.6	7.2	52.6
6	BAZIOR DAEL	Boucau Tarnos	2005	0.0	0.0	0.0	0.0	0.0	0.0	0.0

13. MASCULIN NIVEAU6 7-14 ans . SA_DA (individuels)

13.1. Résultats par équipes





	Equipe	Club							Total
1	Lormont	33--Club gymnique lormontais	41.0	38.8	39.7	40.5	38.1	32.9	231.0
2	Villeneuve sur Lot	47--Cercle gymnique villeneuvois	37.8	36.2	38.7	40.4	39.6	25.6	218.3
3	Tonneins	Tonneins	31.0	34.1	34.4	32.6	37.9	26.2	196.2
4	Boucau Tarnos	64--Sics Boucau Tarnos	22.2	22.0	24.7	27.3	28.6	18.7	143.5
5			0.0	0.0	0.0	0.0	0.0	0.0	0.0

13.2. Résultats individuels





	Gymnaste	Equipe	Annee							Total
1	RIVIERE ETHAN	Lormont	2010	10.5	9.8	10.3	10.9	9.4	8.4	59.3
2	LAMIE JEAN	Lormont	2007	10.7	10.2	10.2	9.9	9.2	8.8	59.0
3	BOUTHET LEO	Villeneuve sur Lot	2006	10.1	10.0	9.6	10.2	10.8	7.7	58.4
4	COMBEAUD MATHIS	Villeneuve sur Lot	2008	9.6	9.0	9.5	11.0	9.9	7.5	56.5
5	BAILLET ENZO	Tonneins	2007	9.6	9.4	10.3	8.3	10.3	7.8	55.7
6	CROUE THEO	Lormont	2009	8.2	9.6	10.2	9.7	9.3	8.5	55.5
7	PEREIRA MATYS	Boucau Tarnos	2006	8.9	6.9	9.6	11.0	9.3	8.4	54.1
8	LEVREAUD LEANDRE	Lormont	2010	9.3	8.8	8.1	9.8	9.4	7.2	52.6
9	MARTIN ANTOINE	Villeneuve sur Lot	2009	8.9	8.9	10.0	10.0	9.4	5.3	52.5
10	PALOMO GIMENEZ OLIVIER	Tonneins	2010	7.9	8.8	7.2	8.7	9.8	8.0	50.4
11	REGNIER MATISSE	Lormont	2010	7.8	9.0	9.0	7.5	9.7	7.1	50.1
12	MARTON SACHA	Lormont	2009	10.5	9.2	4.5	9.9	9.6	6.3	50.0
13	GUARDIOLA LAVERGNE LEO	Tonneins	2009	7.2	8.3	9.5	8.0	9.5	7.0	49.5
14	BOUTHET BAPTISTE	Villeneuve sur Lot	2011	9.2	8.3	9.6	9.2	9.4	3.5	49.2
15	DELORME SOREL	Villeneuve sur Lot	2010	6.8	8.3	8.9	8.6	9.5	5.1	47.2
	BESSE MATHIS	Boucau Tarnos	2006	8.0	8.3	7.4	8.2	9.6	5.7	47.2
17	DUCROS LUCAS	Villeneuve sur Lot	2011	8.2	8.3	6.8	8.7	8.3	4.9	45.2
18	DROUET GABIN	Boucau Tarnos	2010	5.3	6.8	7.7	8.1	9.7	4.6	42.2
19	DUSSARTE MICHKYA	Tonneins	2011	6.3	7.6	7.4	7.6	8.3	3.4	40.6
20	DOUMARES TRAVER AXEL *	Villeneuve sur Lot 1 (indiv) (indiv)	2010	5.4	8.1	4.9	8.6	7.0	3.5	37.5
21	DE ABREU TOM	Boucau Tarnos	2010	0.0	0.0	0.0	0.0	0.0	0.0	0.0
	5	Tonneins	0	0.0	0.0	0.0	0.0	0.0	0.0	0.0
	6	Tonneins	0	0.0	0.0	0.0	0.0	0.0	0.0	0.0
	1		0	0.0	0.0	0.0	0.0	0.0	0.0	0.0
	2		0	0.0	0.0	0.0	0.0	0.0	0.0	0.0
	3		0	0.0	0.0	0.0	0.0	0.0	0.0	0.0
	4		0	0.0	0.0	0.0	0.0	0.0	0.0	0.0
	5		0	0.0	0.0	0.0	0.0	0.0	0.0	0.0
	6		0	0.0	0.0	0.0	0.0	0.0	0.0	0.0

14. FEMININ NIVEAU2 11 + . SA_DA (individuels)

14.1. Résultats par équipes





	Equipe	Club					Total
1	Lormont	33--Club gymnique lormontais	38.0	39.3	39.2	38.1	154.6
2	Biarritz	64--Equilibre Biarritz	35.9	38.1	38.7	39.3	152.0
3	Le bouscat	33--Union Sportive Bouscataise Gym	34.1	35.0	38.2	34.9	142.2

14.2. Résultats individuels





	Gymnaste	Equipe	Annee					Total
1	ESCOLAR ELENA	Biarritz	2004	12.3	13.8	12.1	13.0	51.2
2	LECONTE MAELIS	Lormont	1999	12.8	12.6	13.0	12.3	50.7
3	CHOUABE LUCIE	Lormont	1998	12.8	12.8	12.8	12.2	50.6
4	BERRIE KELLY	Lormont	2001	12.4	13.5	11.9	12.7	50.5
5	L'HOSTIS FLORIANE	Lormont	1997	11.1	13.0	13.4	12.5	50.0
6	BRUNEL JADE	Biarritz	1994	11.7	11.3	13.3	13.4	49.7
7	BRIAULT AINES	Biarritz	2005	11.0	11.7	13.3	12.9	48.9
8	BERTET CLARA	Lormont	1997	11.2	12.3	11.8	12.9	48.2
9	PEDRETTI ANGELINA	Le bouscat	2006	11.3	12.5	13.0	11.1	47.9
10	GONZALEZ XANA	Biarritz	2005	10.5	12.6	11.8	12.3	47.2
11	KOPO EDELINE	Le bouscat	1998	11.8	11.3	12.3	11.6	47.0
12	ALCANTARA JENNY	Biarritz	2000	11.9	11.4	11.0	12.4	46.7
13	DUPIN CLARISSE	Le bouscat	2005	11.0	10.7	11.5	11.4	44.6
14	DARCOS JOHANNE	Le bouscat	1999	10.8	11.2	12.9	9.6	44.5
15	ALQUIER NINA	Le bouscat	2000	10.8	0.0	11.2	11.9	33.9

15. FEMININ NIVEAU5 7-10 ans . SA_DA (individuels)

15.1. Résultats par équipes





	Equipe	Club					Total
1	Fumel	47--A s gym fumel	41.4	42.9	43.1	45.6	173.0

15.2. Résultats individuels





	Gymnaste	Equipe	Annee					Total
1	BOUYSSOU ANA	Fumel	2008	10.6	11.7	11.0	11.6	44.9
2	PELLETIER YAELE	Fumel	2008	9.9	11.0	10.1	11.6	42.6
3	STABIK SACHA	Fumel	2009	10.3	9.8	10.8	10.7	41.6
4	CASTAGNE MAELLE	Fumel	2008	10.0	9.5	8.6	11.3	39.4
5	DANNACHER MADELINE	Fumel	2008	9.4	11.2	5.2	11.1	36.9
6	EL KAISOUNI TRENTIN INES	Fumel	2008	10.5	11.0	11.2	0.0	32.7

16. FEMININ NIVEAU6 11 + . SA_DA (individuels)

16.1. Résultats par équipes







	Equipe	Club					Total
1	Fumel	47--A s gym fumel	42.8	43.8	44.8	45.3	176.7
2	Aiguillon	47--Sporting club Aiguillon	42.5	42.3	42.3	45.5	172.6
3	Tonneins	Tonneins	40.4	38.6	42.3	45.1	166.4

16.2. Résultats individuels







	Gymnaste	Equipe	Annee					Total
1	VOINIER PRUNE	Fumel	1999	10.7	11.6	11.5	11.1	44.9
2	BURLAUD ELISE	Fumel	2003	11.3	10.9	11.4	11.1	44.7
3	OLIVAN JOY	Fumel	2001	10.2	11.5	10.6	11.6	43.9
4	BESNIER MAEVA	Tonneins	2003	10.2	10.8	11.4	11.3	43.7
5	LAGAVARDAN ROMANE	Aiguillon	2006	10.8	10.5	11.3	10.9	43.5
6	VIGNOLLES SANDRA	Aiguillon	1993	10.5	10.3	10.6	11.8	43.2
7	MONTIEL GRENA CANDELA	Aiguillon	2006	10.8	10.2	10.4	11.3	42.7
8	LOPEZ INES	Tonneins	2005	10.5	10.7	9.8	11.6	42.6
9	POUMEYROL LENA	Fumel	2001	10.6	9.8	10.6	11.5	42.5
10	GIRAUDON LEA	Aiguillon	2005	10.2	10.8	10.0	11.1	42.1
11	MOREIRA ERICA	Aiguillon	2006	10.4	10.7	10.0	10.7	41.8
12	LAMOTTE LEA	Tonneins	1998	9.5	9.6	11.2	11.2	41.5
13	VECCHIARELLI OLIVIA	Aiguillon	2005	10.1	9.9	9.7	11.3	41.0
14	MAISONNEUVE MAILYS	Tonneins	2002	10.2	5.9	9.5	11.0	36.6
15	MEKERKE LISA	Tonneins	2005	9.4	7.5	8.8	10.7	36.4
16	HENAUX LUCY	Tonneins	2005	9.1	5.3	9.9	8.4	32.7
17	BAJON AGAPE	Fumel	2002	9.7	0.0	11.3	9.7	30.7
18	POIRETTE OCEANE	Fumel	2002	0.0	0.0	0.0	0.0	0.0
	GARBAY ALICIA *	Aiguillon 1 (indiv) (indiv)	2006	0.0	0.0	0.0	0.0	0.0

17. MASCULIN NIVEAU3 11-18 ans . SA_DA (individuels)

17.1. Résultats par équipes







	Equipe	Club							Total
1	Lormont	33--Club gymnique lormontais	36.6	24.1	35.7	36.5	37.7	27.6	198.2

17.2. Résultats individuels







	Gymnaste	Equipe	Anne e							Total
1	TERRADE YANN	Lormont	2000	12.6	12.3	10.5	12.0	12.9	11.4	71.7
2	SCHMUTZ LYRIANN	Lormont	2002	12.4	6.0	12.6	12.2	12.7	13.1	69.0
3	PITTMAN SAMUEL	Lormont	2002	11.6	5.3	11.4	12.3	12.1	3.1	55.8
4	SAUVESTRE THIBAUT	Lormont	2000	6.1	5.8	11.7	10.1	5.8	0.0	39.5
5	YOUNG TRISTAN	Lormont	2001	0.0	0.0	0.0	0.0	0.0	0.0	0.0

18. MASCULIN NIVEAU4 11-18 ans . SA_DA (individuels)

18.1. Résultats par équipes





	Equipe	Club							Total
1	Lormont	33--Club gymnique lormontais	29.5	27.7	15.7	31.6	26.9	24.7	156.1

18.2. Résultats individuels





	Gymnaste	Equipe	Anne e							Total
1	BESANCON MARC	Lormont	2004	10.8	10.5	7.8	11.2	10.6	9.6	60.5
2	SHELLINGER LIAM	Lormont	2007	9.9	6.7	5.6	10.1	9.5	5.6	47.4
3	MORA REMI	Lormont	2006	8.8	5.2	2.3	10.3	6.8	4.6	38.0
4	BETTE MATHIS	Lormont	2004	0.0	10.5	0.0	0.0	0.0	9.5	20.0
5	BETTE MAXENCE	Lormont	2007	0.0	0.0	0.0	0.0	0.0	0.0	0.0

19. FEMININ NIVEAU8 11 + . SA_DA (individuels)

19.1. Résultats par équipes

	Equipe	Club					Total
1	Blaye	33--A.L.BLAYE GYM	35.0	37.9	39.5	40.5	152.9

19.2. Résultats individuels





	Gymnaste	Equipe	Annee					Total
1	VALLEAU MANON	Blaye	2005	9.2	10.1	10.0	9.9	39.2
2	MALLET MARIE	Blaye	2006	9.0	9.2	10.3	10.1	38.6
3	GROSSARD MANON	Blaye	2004	8.1	9.5	9.7	10.2	37.5
4	BOURÉ FUMAR ANAÏS	Blaye	2006	8.5	9.1	9.5	9.7	36.8
5	ALLARD EMMA	Blaye	2005	8.3	8.9	9.4	9.9	36.5
6	RICHÉ ADÈLE	Blaye	2005	8.1	8.5	9.4	10.3	36.3
7	BOUCHET BESSAA CAMILLE *	Blaye 1 (indiv) (indiv)	2006	8.6	8.4	9.1	9.6	35.7

20. FEMININ NIVEAU2 11-18 ans . SA_DA (individuels)

20.1. Résultats par équipes






	Equipe	Club					Total
--	--------	------	--	---	---	---	-------

20.2. Résultats individuels







	Gymnaste	Equipe	Annee					Total
1	DELBERT MELANIE *	Villeneuve sur Lot 1 (indiv) (indiv)	2001	11.6	11.3	12.0	11.5	46.4

21. MASCULIN NIVEAU5 11 + . SA_DA (individuels)

21.1. Résultats par équipes

	Equipe	Club							Total
1	Tonneins	Tonneins	40.3	40.8	42.9	45.0	45.1	42.6	256.7

21.2. Résultats individuels

	Gymnaste	Equipe	Anne e							Total
1	DALL AVA REMI	Tonneins	1986	10.3	10.5	10.9	11.4	11.7	11.4	66.2
2	DUPOUY ANDY	Tonneins	2004	10.0	11.2	10.5	11.2	11.4	10.5	64.8
3	TOFFOLI ANTHONY	Tonneins	1992	9.5	9.6	10.4	11.4	11.2	11.3	63.4
4	DALLA CIA ROMAIN	Tonneins	2006	10.5	9.5	11.1	11.0	10.8	9.4	62.3
5	PALOMO GIMENEZ DANIEL	Tonneins	2007	8.4	9.3	6.7	10.8	9.3	8.2	52.7
6	ACHOUR SOFIANE	Tonneins	2002	0.0	0.0	0.0	0.0	0.0	0.0	0.0