









**Résultats de la compétition**  
*régional - filière jeunes*  
**LAVERUNE**  
**5 et 6 avril 2019**

# 1. FEMININ NIVEAU8 7-10 ans . SA\_DA (individuels)

## 1.1. Résultats par équipes

	Equipe	Club					Total
1	Castelnau le lez	34--GSL34.com - Castelnau le Lez	38.2	38.6	39.2	40.5	156.5
2	Mende 2	48--Atout Sport Mendois	37.4	36.9	39.2	39.9	153.4
3	Uzes 1	30--Club de gymnastique uzetia	35.6	39.2	38.6	39.5	152.9
4	Cabestany 2	66--Coc gymnastique	36.1	37.8	38.3	39.4	151.6
5	St Estève	66--Gym club st esteve	35.8	39.2	37.3	39.1	151.4
6	Cabestany 1	66--Coc gymnastique	34.5	38.5	38.2	38.9	150.1
7	Perpignan	66--Uscm	34.8	37.3	38.4	38.8	149.3
8	Vauvert 1	30--Vauvert energym club	35.1	38.0	37.7	37.8	148.6
9	Marvejols 1	48--Gymnastique sportive marvejolaise	34.3	37.4	36.7	39.5	147.9
10	St Chély	48--Gym club barraban	35.2	35.8	37.2	39.5	147.7
11	Marvejols 2	48--Gymnastique sportive marvejolaise	34.7	38.7	35.4	38.4	147.2
12	Vauvert 2	30--Vauvert energym club	36.4	38.2	36.1	36.3	147.0
13	Agde	34--Club Gymnique Agathois	34.7	36.9	36.6	37.1	145.3
14	Mende 1	48--Atout Sport Mendois	34.2	35.3	36.9	38.7	145.1
15	Clapiers	34--Gymnastique Artistique Clapieroise	33.1	37.6	32.3	38.0	141.0

## 1.2. Résultats individuels





	Gymnaste	Equipe	Annee					Total
1	ROMAIN ANAÏS	Castelnau le lez	2008	9.8	9.8	9.1	10.2	38.9
2	RAPPELIN JULIETTE	Cabestany 2	2009	9.2	9.9	9.5	10.2	38.8
3	BANDERAS ZOE	Uzes 1	2009	9.0	9.7	9.8	10.1	38.6
4	FOLLET MORAN CARLA	Castelnau le lez	2008	9.5	9.4	9.6	10.0	38.5
5	SERRE CONSTANCE	Castelnau le lez	2008	9.1	9.6	9.7	10.0	38.4
6	FRIAS CLARISSE	Uzes 1	2008	9.1	9.7	9.6	9.9	38.3
7	BOUTHIR ROUMAÏSSA	Castelnau le lez	2009	9.0	9.8	9.3	10.1	38.2
8	BRUN JULIE	Mende 2	2008	8.7	9.4	10.1	9.9	38.1
9	FOUQUENET MARGOT	Cabestany 2	2009	9.6	9.7	9.4	9.3	38.0
	HELAILI KEYLA	Vauvert 2	2009	9.6	9.9	9.5	9.0	38.0
	SOLLIEC LOUANE	St Estève	2009	8.9	10.0	9.5	9.6	38.0
12	BOUDCHAR MALABRERA SAMIRA	Perpignan	2009	8.5	10.1	9.5	9.8	37.9
	CALATAYUD LOU	Perpignan	2009	8.5	9.8	9.7	9.9	37.9
	BAYETTE MILLA	Castelnau le lez	2010	8.8	9.3	9.8	10.0	37.9
15	VIDAL LEA	Cabestany 1	2009	8.9	9.9	9.5	9.5	37.8
	MAI EVA	Uzes 1	2009	8.9	9.7	9.6	9.6	37.8
	PEYTAVIN ELISE	Marvejols 2	2008	8.8	10.2	9.2	9.6	37.8
18	SCHIAVONI VICTOIRE	Uzes 1	2009	8.2	9.9	9.6	9.9	37.6
	CARAVIEILHES PICORNEL KELLY *	Laverune 1 (indiv) (indiv)	2009	9.1	9.1	9.8	9.6	37.6
20	DARDENNE EMMA	Cabestany 1	2010	8.6	9.7	9.5	9.7	37.5
	CAILLAUD MAELLE	St Chély	2010	9.0	8.8	9.5	10.2	37.5
22	SAVOLDELLI NAIJA	Cabestany 1	2009	8.3	9.6	9.5	10.0	37.4
	PONSONNAILLE CAMILLE	St Chély	2009	9.2	8.9	9.6	9.7	37.4

	MOULIN PHILIPINE	Marvejols 1	2008	8.9	9.1	9.5	9.9	37.4
	DELOR LEA	Mende 2	2009	8.1	9.4	9.7	10.2	37.4
26	PIFFARI JADE	Marvejols 1	2009	8.6	9.8	9.0	9.9	37.3
27	DA SILVA-HAMIC MAEVA	Uzes 1	2011	8.6	9.9	9.2	9.5	37.2
	KLEMENTIK CANDICE	Mende 2	2008	9.1	8.4	9.9	9.8	37.2
	ROUTIER JULIETTE	St Estève	2008	8.5	9.7	9.2	9.8	37.2
	DESMIDT ALICE	Agde	2009	9.2	9.6	8.9	9.5	37.2
31	BENMAHNANE CELIA	Cabestany 1	2008	8.5	9.2	9.7	9.7	37.1
	TESSORE LIVIA	Cabestany 2	2009	8.8	9.0	9.5	9.8	37.1
	LAGARDE TESSA	St Estève	2008	8.8	9.9	9.1	9.3	37.1
	LE CORRE PAULINE	St Estève	2009	9.3	9.6	8.5	9.7	37.1
35	DUMORTIER PHILOMÈNE	Marvejols 2	2010	8.7	9.5	9.3	9.5	37.0
36	CHAMPETIER TESS	Vauvert 1	2010	8.6	9.3	9.6	9.4	36.9
	WATERLOT ROSE	Vauvert 1	2009	9.1	10.1	8.4	9.3	36.9
38	SANCHEZ LUCIE	Vauvert 1	2008	8.6	9.3	9.5	9.4	36.8
	BRINGER CHLOE	Mende 2	2008	9.2	9.4	8.4	9.8	36.8
	PONS MALLORY	St Estève	2009	8.2	9.4	9.3	9.9	36.8
41	JARJANETTE EMY	Vauvert 1	2009	8.8	8.8	9.6	9.5	36.7
42	GOUDE-MADLON CHLOE	Cabestany 2	2009	8.3	8.8	9.6	9.9	36.6
	CARPENTIER EMMA	St Chély	2008	8.7	9.6	8.4	9.9	36.6
	PUJOL AMANDINE *	St Estève 1 (indiv) (indiv)	2008	8.7	9.1	9.3	9.5	36.6
45	TURIERE MARGAUX	Marvejols 1	2008	8.5	9.3	9.3	9.4	36.5
46	BERTOLO ASSIA	Perpignan	2009	8.8	8.2	9.7	9.7	36.4
	BORRAS ALICIA	Cabestany 1	2009	8.5	9.3	9.3	9.3	36.4
	NOUANI SALOME	Marvejols 1	2008	8.3	9.2	8.9	10.0	36.4
	GAUDIN MANON	Mende 2	2010	9.8	7.1	9.5	10.0	36.4
	SARTRE LUCIE	Mende 2	2009	9.3	8.7	8.6	9.8	36.4
	AUDIGIER EMMA	Mende 1	2010	8.6	9.4	8.7	9.7	36.4
	COQUEL DIAZ MARIE	Agde	2010	8.3	9.2	9.4	9.5	36.4
53	ROLLAND EVA	Clapiers	2010	8.5	10.0	8.1	9.7	36.3
	RUBIO ELEA	St Estève	2009	8.8	8.5	9.3	9.7	36.3
	DESPAGNET CLÉA	Agde	2011	8.1	9.4	9.6	9.2	36.3
56	DUCATILLON SARAH	Cabestany 2	2009	8.5	9.1	9.7	8.9	36.2
	PORTALIER ANAIS	St Chély	2009	8.3	8.5	9.7	9.7	36.2
	NOUANI SANAE	Marvejols 2	2010	8.3	9.9	8.4	9.6	36.2
	SAINT-ETIENNE FLEURE	Mende 1	2009	8.5	8.8	9.2	9.7	36.2
60	PETIT SELENE	Mende 1	2008	8.4	8.7	9.4	9.5	36.0
61	AMAT LOLA	Mende 1	2009	8.7	8.2	9.2	9.8	35.9
62	CORBOS LYDIA	Vauvert 1	2010	8.3	9.3	9.0	9.2	35.8
63	SABARDEIL AURORE	Perpignan	2011	9.0	9.1	8.2	9.4	35.7
	HOUCHE JADE	Vauvert 2	2010	8.5	9.4	8.9	8.9	35.7
	BARATHIEU GABRIELLE	Marvejols 2	2010	8.6	9.1	8.5	9.5	35.7
66	GOMEZ VANINA	Cabestany 2	2009	8.4	9.1	8.5	9.5	35.5
67	DELUQUET LOU	Vauvert 2	2009	8.8	9.8	8.2	8.6	35.4
68	PRUVOT CLEMENT LOUISE	Marvejols 1	2009	8.3	9.0	8.3	9.7	35.3
69	CHENET LOU ANN	Perpignan	2009	8.4	8.3	9.1	9.2	35.0
70	PERIE CAPUCINE	Marvejols 2	2010	8.6	9.1	7.5	9.7	34.9
71	SEGUIN LIA	Clapiers	2009	8.3	8.8	8.2	9.5	34.8
72	CHARAMOND LÉANE	Agde	2010	8.7	8.7	8.4	8.9	34.7
73	DAUDE NOLA	Mende 1	2011	7.4	8.4	9.1	9.5	34.4
74	FORNIES NOELIE	Clapiers	2010	8.0	9.3	7.5	9.5	34.3
75	GONZALEZ CANAL NINA	Perpignan	2009	7.8	8.2	9.5	8.6	34.1
	NOYER-CASTEL MAILYS	Vauvert 2	2011	7.8	9.1	8.1	9.1	34.1
77	BATIFOL ÉVA	Clapiers	2010	8.3	9.5	8.5	7.3	33.6
78	TORCHE JASMINE	Uzes 1	2010	7.5	7.3	9.0	9.6	33.4
79	MEYNARD MATHILDE	Vauvert 2	2010	9.5	4.6	9.5	9.0	32.6





80	LEPINETTE TESSA	Agde	2010	8.5	8.4	8.7	6.3	31.9
81	DESJARDIN MAELYS	Clapiers	2009	7.9	8.0	6.4	9.3	31.6
82	MALAVAL LOU *	Vauvert 2 (indiv) (indiv)	2010	7.2	6.6	9.1	7.8	30.7
83	SAYROU LUISA	Cabestany 1	2009	8.5	3.6	9.1	9.0	30.2
84	JANIN ALAIS	Castelnau le lez	2008	9.8	0.0	10.1	10.2	30.1
85	GABELLE ZOE	Vauvert 2	2011	7.8	4.4	8.1	9.2	29.5
86	CORBOS LEYA	Vauvert 1	2009	0.0	9.3	8.5	9.5	27.3
87	EL MASSARI MAYSSANE *	Uzes 1 (indiv) (indiv)	2011	0.0	0.0	0.0	0.0	0.0
	BOULET ALICIA	St Chély	2008	0.0	0.0	0.0	0.0	0.0
	JASSIER CASSANDRA	St Chély	2009	0.0	0.0	0.0	0.0	0.0
	BOISSONNADE ILONA	Mende 1	2008	0.0	0.0	0.0	0.0	0.0

## 2. FEMININ NIVEAU5 7-14 ans . SA\_DA (individuels)

### 2.1. Résultats par équipes





	Equipe	Club					Total
1	Perpignan	66--Uscm	41.9	44.3	43.0	43.8	173.0
2	Bagnols sur cèze	30--Bagnols sur Cèze	41.6	44.6	40.5	44.3	171.0
3	Nimes Costieres	30--Gym nimes costieres	41.6	41.2	41.8	44.9	169.5
4	St Estève	66--Gym club st esteve	40.9	42.9	40.9	44.4	169.1
5	Cabestany	66--Coc gymnastique	38.5	41.9	40.7	42.2	163.3

### 2.2. Résultats individuels





	Gymnaste	Equipe	Annee					Total
1	RADONDY EMMA	Perpignan	2008	10.8	11.5	11.6	11.3	45.2
2	WABLE-MARTINENT CLARA	Bagnols sur cèze	2008	10.7	11.3	10.0	11.2	43.2
3	MONASSIER MARIE	Perpignan	2008	10.6	10.6	11.3	10.6	43.1
4	GUERRERO IRINA	Bagnols sur cèze	2006	10.6	11.1	10.2	11.0	42.9
5	BENAICHA KEYLIAH	Nimes Costieres	2007	9.8	10.2	11.1	11.5	42.6
6	OLIVE ELLA	Nimes Costieres	2006	10.6	10.5	10.1	11.1	42.3
7	BONO FLORENCIA-MARIA	St Estève	2008	9.8	10.3	10.8	11.2	42.1
	CHACON EMELINE	St Estève	2007	10.2	11.2	10.1	10.6	42.1
9	HOUMIMI YASMINE	Nimes Costieres	2008	10.3	10.1	10.5	11.1	42.0
	LARBI SARAH	Nimes Costieres	2007	10.3	10.4	10.1	11.2	42.0
11	PEPIN LISA	Cabestany	2008	10.0	10.2	10.6	11.1	41.9
12	TEISSIER MANON	Bagnols sur cèze	2009	10.4	11.4	8.9	11.1	41.8
13	RODRIGUES EVA	Perpignan	2007	10.8	9.8	10.2	10.8	41.6
14	CHAIX ROMANE	St Estève	2007	9.0	10.6	10.7	11.2	41.5
15	MARCHAND EMMIE	St Estève	2006	10.2	10.8	9.3	11.1	41.4
16	SCHEVEIG FAUSTINE	Cabestany	2005	9.1	11.1	9.6	11.0	40.8
17	PACULL-VILA VICTORIA	Perpignan	2004	8.4	11.8	9.9	10.4	40.5
18	LUMINEAU INES	Bagnols sur cèze	2008	9.8	10.8	10.0	9.5	40.1
19	GAU ANAIS	St Estève	2007	10.0	9.9	9.1	10.9	39.9
20	BRESSON OLIVIA	Nimes Costieres	2008	10.4	9.3	9.5	10.6	39.8
21	CHAUX NAELIE	Bagnols sur cèze	2007	9.9	10.4	9.6	9.6	39.5
22	SAUSSE LUNA	Perpignan	2008	9.7	9.7	9.3	10.4	39.1
	BACHES EMMA	Cabestany	2007	9.6	9.1	10.5	9.9	39.1
24	CASTANO-TORREILLES AMANDINE	Cabestany	2005	9.2	10.1	10.0	9.7	39.0
	QUENNET-LE MORVAN LAURELIA	St Estève	2008	10.5	8.6	9.2	10.7	39.0
	DESCHASEAUX MAREVA	Bagnols sur cèze	2009	9.4	8.3	10.3	11.0	39.0
27	VILA ORNELLA	Cabestany	2005	9.0	10.5	7.5	10.2	37.2
28	LEBEAU ELIZA	Cabestany	2006	9.7	9.2	9.5	7.9	36.3
29	BALHAJ KASSEM CHEINA	Perpignan	2008	0.0	10.4	8.9	11.1	30.4

### 3. FEMININ NIVEAU7 7-8 ans . SA\_DA (individuels)

#### 3.1. Résultats par équipes





	Equipe	Club					Total
1	Bagnols sur cèze	30--Bagnols sur Cèze	37.5	41.5	40.7	39.6	159.3
2	Perpignan	66--Uscm	34.8	40.3	40.2	39.4	154.7
3	St Estève	66--Gym club st esteve	34.1	40.6	38.6	41.2	154.5
4	Clermont l'hérault	34--association clermontaise de gymnastique	35.5	39.0	36.9	39.2	150.6

#### 3.2. Résultats individuels





	Gymnaste	Equipe	Annee					Total
1	SAMBORSKY LUTCHANA	Bagnols sur cèze	2011	9.5	10.6	10.2	9.9	40.2
2	BOFILL CHLOE	Perpignan	2010	9.4	9.9	10.4	10.0	39.7
3	POMEDIO SALOME	Bagnols sur cèze	2010	9.8	10.4	9.5	9.9	39.6
4	DUBON LENA	St Estève	2010	8.8	10.6	9.8	10.2	39.4
5	SAUREL MAËLY	Bagnols sur cèze	2011	9.0	9.9	10.2	10.1	39.2
6	BESNART LYSIE	Perpignan	2010	8.6	10.1	10.0	9.9	38.6
7	EVESQUE NOÉMIE	Bagnols sur cèze	2010	9.2	10.3	9.5	9.5	38.5
8	VERDON LUCIE	St Estève	2010	9.2	9.4	9.4	10.4	38.4
	TYSSAEN LILY	Bagnols sur cèze	2010	8.7	10.2	9.9	9.6	38.4
	MABROUK KAYNA	Clermont l'hérault	2010	9.1	10.0	9.4	9.9	38.4
11	CAMBASSEDES LILY	Perpignan	2010	8.4	10.1	9.8	9.9	38.2
12	BURNENS MELHOEY	Clermont l'hérault	2010	8.6	9.6	9.5	9.9	37.6
13	RODRIGUEZ ALICIA	St Estève	2011	7.8	9.7	9.7	10.3	37.5
	SOUQUET EMMIE	Clermont l'hérault	2011	8.3	10.2	9.1	9.9	37.5
15	LETURCQ BRUGAT MAELYS	St Estève	2010	8.2	10.3	8.6	10.3	37.4
16	PEREZ MELANIE	St Estève	2010	7.9	9.8	9.7	9.5	36.9
	JILANI SENDA	Bagnols sur cèze	2011	7.2	9.6	10.4	9.7	36.9
18	LAAMECH ANAE	Clermont l'hérault	2010	9.4	9.2	8.9	9.2	36.7
19	MOREELS ISALYNE	Perpignan	2010	8.4	8.5	9.5	9.6	36.0
20	FOURNIE-OLIVIE ZOE	St Estève	2011	7.1	9.9	8.8	10.1	35.9
21	BELLMUNT LILOU	Clermont l'hérault	2010	8.4	7.8	8.5	8.7	33.4
22	BOULAROT GAUSSENT MAELYS	Perpignan	2010	0.0	10.2	10.0	9.4	29.6
23	BARS YLENA	Clermont l'hérault	2010	0.0	7.8	8.4	9.5	25.7
24	ROFES MARGAUX	Perpignan	2010	0.0	0.0	0.0	0.0	0.0

## 4. FEMININ NIVEAU8 7-8 ans . SA\_DA (individuels)

### 4.1. Résultats par équipes

	Equipe	Club					Total
1	Coursan	11--Gym Artistique Coursanaise	33.6	38.0	39.5	40.2	151.3
2	Marvejols	48--Gymnastique sportive marvejolaise	33.8	39.5	37.6	39.9	150.8
3	Mende 1	48--Atout Sport Mendois	33.6	39.9	37.8	38.8	150.1
4	Uzes	30--Club de gymnastique uzetia	34.5	38.2	37.3	40.0	150.0
5	Bedarieux	34--Ass club athletique bedaricien gym	33.6	40.3	35.7	39.4	149.0
6	Mende 2	48--Atout Sport Mendois	31.5	39.4	37.9	36.8	145.6
7	Clermont l'hérault	34--association clermontaise de gymnastique	35.1	39.6	35.7	34.6	145.0
8	Montpellier MUC	34--MUC GYM	32.4	39.7	36.5	31.3	139.9
9	Bessan 2	34--Club Gym Bessan	33.2	37.1	28.2	38.3	136.8
10	Perpignan	66--Uscm	38.2	40.1	40.1	0.0	118.4
11	St Estève	66--Gym club st esteve	35.2	0.0	39.5	39.9	114.6
12	Bessan 1	34--Club Gym Bessan	25.8	27.6	0.0	28.8	82.2
13	Sivom	34--Sivom les sablieres	0.0	40.5	38.3	0.0	78.8

### 4.2. Résultats individuels





	Gymnaste	Equipe	Annee					Total
1	LUMBRERAS GOMEZ MELISSA	Bessan 2	2011	8.9	10.1	9.8	10.0	38.8
2	GUITARD EVANESCENCE	Coursan	2010	8.6	9.9	9.8	10.2	38.5
3	SANTAPAU GWENDOLINE	Uzes	2010	9.8	8.9	9.4	10.0	38.1
4	LORENTE OLIVIA	Coursan	2010	8.8	8.7	10.1	10.3	37.9
5	CAROU REY CAMILLE	Coursan	2011	7.7	9.8	10.1	10.0	37.6
	SANCHEZ-PERICHON MALIA	Marvejols	2010	8.9	9.5	9.3	9.9	37.6
7	BRINGER LOUISE	Mende 1	2011	8.2	9.9	9.5	9.9	37.5
8	BRINGER LENA	Mende 1	2011	8.7	10.2	9.1	9.2	37.2
9	DE AMARAL EDEN	Marvejols	2010	7.5	9.6	10.0	10.0	37.1
	PIC LYSE	Marvejols	2010	8.4	9.5	9.2	10.0	37.1
11	PEREZ LISA	Bedarieux	2011	8.3	9.8	8.9	9.9	36.9
	BLANC ZOÉ	Mende 1	2010	7.9	9.9	9.6	9.5	36.9
13	PLANTEVIT LOUANE	Uzes	2011	8.3	9.4	9.3	9.8	36.8
	AVID ALONSO MAE	Bedarieux	2010	8.6	9.9	8.3	10.0	36.8
15	GRANIER JOSEPHINE	Bedarieux	2011	8.2	9.6	9.8	9.1	36.7
	VIDAL ZOE	Mende 1	2011	8.5	9.5	9.1	9.6	36.7
17	METGE EDEN	Mende 1	2010	8.2	9.6	9.6	9.2	36.6
18	LAMY SELENA	Uzes	2011	8.7	9.6	9.3	8.9	36.5
	REZGUI CUBILIE ANA	Coursan	2010	8.2	9.5	9.5	9.3	36.5
	AVID ALONSO MALIA	Bedarieux	2010	8.2	10.1	8.3	9.9	36.5
	BERNE MELIA	Marvejols	2010	7.7	9.7	9.1	10.0	36.5
	PAUL FANNY	Mende 2	2011	8.1	9.4	9.6	9.4	36.5

	MARTIN LANGO JULIA	Clermont l'hérault	2010	8.8	10.2	8.8	8.7	36.5
24	ORLHAC ANAIS	Mende 2	2011	7.9	10.0	9.3	9.1	36.3
25	ROQUES AVIGNON THAIS	Bedarieux	2010	7.8	10.3	8.7	9.3	36.1
	LEFEVRE ELISA	Clermont l'hérault	2011	9.2	9.6	8.8	8.5	36.1
27	GACHE CLOE	Marvejols	2010	7.2	10.1	9.0	9.7	36.0
	MACKAY AMANDA	Clermont l'hérault	2010	8.7	9.7	8.8	8.8	36.0
29	DUMORTIER GUILLEMETTE	Marvejols	2011	8.8	10.1	7.5	9.5	35.9
30	BESSUEJOULS LILOU	Clermont l'hérault	2010	8.1	9.8	9.3	8.6	35.8
31	LLARI MATHILDE	Bessan 2	2011	8.0	9.7	8.1	9.9	35.7
32	FILLIERE MANON	Mende 1	2011	7.8	9.9	8.1	9.8	35.6
33	LAFONT MANON	Coursan	2011	8.0	8.4	9.4	9.7	35.5
34	RASTELLI MAYLIS	Bedarieux	2011	8.5	10.0	7.2	9.6	35.3
	BOISSONNADE ELEA	Mende 2	2011	7.9	10.0	9.4	8.0	35.3
36	ESPARRE INES	Coursan	2011	7.9	8.8	8.9	9.5	35.1
	PARNEIX FAUSTINE	Montpellier MUC	2010	8.3	10.1	9.9	6.8	35.1
38	HADJ MOHAMMED SAMIA	Clermont l'hérault	2010	8.2	9.9	8.7	8.2	35.0
39	MOREAU NOELIE	Uzes	2011	7.7	9.2	7.4	10.3	34.6
40	ABRAHAMIAN ANNA	Mende 2	2011	7.6	9.8	8.1	8.9	34.4
41	CROUZIER BAUQUIER EMMA	Uzes	2011	7.7	9.2	8.4	8.9	34.2
42	FONT GRAVIER FLORIANE	Montpellier MUC	2010	7.4	9.6	9.3	7.8	34.1
	GUIGON LÉA	Montpellier MUC	2010	8.7	9.1	8.6	7.7	34.1
44	COLIN MILA	Montpellier MUC	2010	6.1	10.0	8.7	8.5	33.3
45	ARAIXA MAYLI	Bessan 2	2011	8.3	9.7	6.4	8.7	33.1
46	BELLAMY LEMAIRE LILAS	Montpellier MUC	2011	8.0	10.0	7.1	7.3	32.4
47	ROIHAU LUANA	Perpignan	2011	9.7	10.1	10.3	0.0	30.1
	GODEAU PAULINE	Clermont l'hérault	2011	8.4	8.4	5.4	7.9	30.1
49	BASCLE FLEUR	Perpignan	2010	9.5	9.8	10.3	0.0	29.6
50	BASTIANI EVA	Uzes	2011	0.0	10.0	9.3	9.9	29.2
	DUPIN LÉANA	Bessan 2	2010	8.0	7.6	3.9	9.7	29.2
52	DUMAS JUSTINE	Perpignan	2011	8.6	10.2	10.1	0.0	28.9
53	ASSAILLIT DACH EMMA	Perpignan	2011	9.4	10.0	9.4	0.0	28.8
	HUMBERT ANAIS	St Estève	2010	9.1	0.0	10.1	9.6	28.8
55	BAUDU LILOU	Perpignan	2010	9.6	9.8	9.3	0.0	28.7
56	MARQUES LETICIA	Mende 2	2010	0.0	9.6	9.6	9.4	28.6
57	SOL NINON	St Estève	2011	9.0	0.0	9.1	10.4	28.5
58	KEHRES GAIA	St Estève	2011	8.5	0.0	9.7	10.0	28.2
	KEYSER CASSIE	St Estève	2011	8.6	0.0	10.0	9.6	28.2
	CARLIER SELENIA	Bessan 1	2010	8.5	9.8	0.0	9.9	28.2
61	FARCHAKHI INÈS *	St Estève 1 (indiv) (indiv)	2011	8.9	0.0	8.8	9.8	27.5
62	SCHOENHENZ ÉVA	Bessan 1	2010	8.5	9.9	0.0	8.9	27.3
63	RODRIGUEZ LYA	St Estève	2011	7.6	0.0	9.7	9.8	27.1
64	PASQUIER ALICE	St Estève	2010	8.0	0.0	9.3	9.7	27.0
65	LAPORTE GWLADYS	Bessan 1	2010	8.8	7.9	0.0	10.0	26.7
66	NEYRET HARMONY	Perpignan	2011	8.2	9.3	7.8	0.0	25.3
67	MAISONNAT LILI ROSE	Sivom	2010	0.0	10.2	10.0	0.0	20.2
68	LATOURE VALENTINE	Sivom	2011	0.0	10.2	9.6	0.0	19.8
	LOURMIERE ROSE	Sivom	2011	0.0	10.1	9.7	0.0	19.8
70	BERTRAND FAUSTINE	Sivom	2010	0.0	9.9	9.0	0.0	18.9
71	VECCHIET MAILIE	Sivom	2010	0.0	10.0	8.6	0.0	18.6
72	SOUCHON LÉNA	Sivom	2011	0.0	10.0	7.8	0.0	17.8
73	PEQUIGNOT JADE *	Uzes 1 (indiv) (indiv)	2011	0.0	0.0	0.0	0.0	0.0
	JOUANNEAU LYNA	Montpellier MUC	2010	0.0	0.0	0.0	0.0	0.0
	DESVIGNES LOLA	Bessan 1	2010	0.0	0.0	0.0	0.0	0.0
	QUANTIN DE CAROLIS MALIE	Bessan 1	2010	0.0	0.0	0.0	0.0	0.0



## 5. FEMININ NIVEAU6 7-10 ans . SA\_DA (individuels)

### 5.1. Résultats par équipes

	Equipe	Club					Total
1	Castelnau le lez 1	34--GSL34.com - Castelnau le Lez	42.3	44.4	44.4	45.4	176.5
2	Clapiers	34--Gymnastique Artistique Clapieroise	41.9	44.8	41.5	44.4	172.6
3	Cabestany 1	66--Coc gymnastique	42.0	41.2	43.5	44.7	171.4
4	Uzes	30--Club de gymnastique uzetia	41.1	41.1	43.0	44.9	170.1
5	Mende	48--Atout Sport Mendois	41.6	40.0	41.2	44.7	167.5
6	Perpignan	66--Uscm	41.5	39.8	41.1	43.1	165.5
7	Cabestany 2	66--Coc gymnastique	38.3	37.5	42.0	43.8	161.6
8	Bessan	34--Club Gym Bessan	40.0	36.1	38.7	43.6	158.4
9	Coursan	11--Gym Artistique Coursanaise	39.5	34.7	39.2	44.4	157.8
10	Castelnau le lez 2	34--GSL34.com - Castelnau le Lez	29.2	28.2	30.1	30.8	118.3
11		GYMNASTIQUE FOYER RURAL DE LAVERUNE	0.0	0.0	0.0	0.0	0.0





### 5.2. Résultats individuels

	Gymnaste	Equipe	Annee					Total
1	GORRA CAMILLE	Castelnau le lez 1	2008	10.8	11.1	11.6	11.4	44.9
2	PERROUX OLIVIA	Castelnau le lez 1	2008	10.4	11.6	11.4	11.4	44.8
3	SEKNAGI COLINE	Uzes	2011	10.4	11.0	11.2	11.4	44.0
4	LANDRI SARAH	Cabestany 1	2009	10.5	11.2	10.8	11.3	43.8
5	GARCIA LINE	Cabestany 1	2009	10.6	10.4	11.1	11.4	43.5
6	DE CLERCK CHLOÉ	Clapiers	2008	10.8	10.6	10.7	11.3	43.4
7	GLEIZES CAMILLE	Castelnau le lez 1	2009	10.6	10.3	10.4	11.4	42.7
	FARHI SYRINE	Clapiers	2009	10.4	11.0	10.1	11.2	42.7
	BRASSAC VALLES MARILLOU	Mende	2009	10.2	10.3	11.1	11.1	42.7
10	KINGBELL JADE	Castelnau le lez 1	2008	10.4	11.1	11.0	10.1	42.6
11	DROUET LANA	Perpignan	2009	10.7	9.8	11.1	10.9	42.5
12	MEZY SIDONIE	Mende	2009	10.4	10.5	9.9	11.3	42.1
13	L HOMME MARGOT	Castelnau le lez 1	2010	10.3	10.4	10.1	11.2	42.0
14	BELOUKA LILIA	Cabestany 1	2010	9.9	9.9	10.8	11.0	41.6
	POINTEL KATARINA	Cabestany 2	2009	10.4	10.4	9.9	10.9	41.6
	RIBEYRE LUCIA	Uzes	2010	9.4	10.3	10.9	11.0	41.6
17	VILLEGAS ELSA	Clapiers	2008	10.5	11.2	8.7	11.1	41.5
18	SAVANIER CAMILLE	Uzes	2008	10.4	9.4	10.4	11.2	41.4
19	ISAMBOURG GRACE	Perpignan	2008	10.0	10.5	9.8	10.9	41.2
	CLIO NUMIDIA	Castelnau le lez 1	2010	10.5	10.6	10.2	9.9	41.2
	RIGOLLET LUCILLE	Clapiers	2008	10.2	10.9	9.3	10.8	41.2
22	RODRIGUEZ LIVIA	Perpignan	2009	10.2	9.8	10.3	10.8	41.1
	ALARY CHARLOTTE	Bessan	2008	10.1	10.5	9.8	10.7	41.1
24	DELPECH AURELIA	Cabestany 1	2009	10.5	9.7	9.6	11.0	40.8
25	GODARD MAXIME	Uzes	2008	10.3	9.8	10.1	10.2	40.4
26	DUT JULIETTE	Coursan	2009	10.1	8.8	9.9	11.4	40.2
27	NOGUES ELENA	Cabestany 1	2008	10.3	9.0	10.1	10.7	40.1





	ZIANI MELINA	Cabestany 1	2008	10.4	8.3	10.8	10.6	40.1
29	PALOMO AMBRE	Castelnau le lez 2	2009	9.8	9.8	10.0	10.4	40.0
30	BERTHELOT LYDIE	Cabestany 2	2010	9.3	8.9	10.8	10.9	39.9
31	SARDA ISAEÉ	Perpignan	2008	10.5	9.7	9.3	10.2	39.7
	FRESHWATER ELLA	Cabestany 2	2009	9.5	8.4	10.8	11.0	39.7
33	HERMAN SARAH	Castelnau le lez 2	2008	10.0	8.6	10.8	10.2	39.6
	LABEAUME MELISSA	Mende	2008	10.3	9.3	9.7	10.3	39.6
35	BAILLAFHIN NUJ ANISSA	Coursan	2010	10.3	8.6	9.7	10.9	39.5
36	LEMONNIER EMILIE	Cabestany 2	2009	9.0	9.7	9.9	10.8	39.4
	TALLARON CLÉMENCE	Uzes	2011	10.0	8.3	9.8	11.3	39.4
38	POIGNET NELL	Cabestany 2	2009	9.1	8.5	10.5	11.0	39.1
39	BEY LOU ANN	Uzes	2008	9.1	10.0	10.5	9.3	38.9
40	MAAMAR IBTISSEM	Castelnau le lez 2	2008	9.4	9.8	9.3	10.2	38.7
	MORENO LILOU	Mende	2009	10.6	9.5	7.3	11.3	38.7
	BOUTES CHLOE	Bessan	2008	10.2	10.0	7.8	10.7	38.7
43	MARONDA JULIA	Coursan	2008	9.1	10.2	8.4	10.9	38.6
	MCLEAN JOANNA	Bessan	2008	9.0	9.3	9.2	11.1	38.6
	BENALI Yasmine *	Gymnastique foyer rural de laverune	2008	10.3	9.2	9.8	9.3	38.6
46	DIVERNY JULIETTE	Mende	2009	10.3	9.7	8.0	10.3	38.3
47	SINEKAVE MAELYS *	Mende 1 (indiv) (indiv)	2008	10.6	6.4	10.6	10.6	38.2
48	PECH LOUANE	Coursan	2008	9.4	7.1	10.0	11.2	37.7
49	GUILHAUMON PAOLA	Bessan	2008	10.1	4.8	10.7	10.9	36.5
50	PHILIPPE ALICE	Perpignan	2009	10.1	9.5	6.3	10.5	36.4
51	ZORNIO SARA	Bessan	2009	9.6	6.3	9.0	10.9	35.8
52	BOUGHALI SABRINA	Perpignan	2008	8.5	7.2	9.9	10.1	35.7
53	ROY NINON	Coursan	2009	9.7	5.8	9.6	10.5	35.6
54	MARIN STELLA	Clapiers	2008	9.1	6.3	8.1	10.4	33.9
55	STOIAN AYELEN	Clapiers	2008	10.1	11.7	11.4	0.0	33.2
56	BERGONHE ELVYNA	Mende	2009	0.0	0.0	10.5	11.0	21.5
57	RAMOS ELSA	Cabestany 2	2008	0.0	0.0	0.0	0.0	0.0
	DUBAR MATÉA	Castelnau le lez 2	2008	0.0	0.0	0.0	0.0	0.0
	FONTANA CELIA	Coursan	2008	0.0	0.0	0.0	0.0	0.0
	BENALI YASMINE		2008	0.0	0.0	0.0	0.0	0.0
	2		0	0.0	0.0	0.0	0.0	0.0
	3		0	0.0	0.0	0.0	0.0	0.0
	4		0	0.0	0.0	0.0	0.0	0.0
	5		0	0.0	0.0	0.0	0.0	0.0
	6		0	0.0	0.0	0.0	0.0	0.0
	2 *	Gymnastique foyer rural de laverune	0	0.0	0.0	0.0	0.0	0.0
	3 *	Gymnastique foyer rural de laverune	0	0.0	0.0	0.0	0.0	0.0
	4 *	Gymnastique foyer rural de laverune	0	0.0	0.0	0.0	0.0	0.0
	5 *	Gymnastique foyer rural de laverune	0	0.0	0.0	0.0	0.0	0.0
	6 *	Gymnastique foyer rural de laverune	0	0.0	0.0	0.0	0.0	0.0

## 6. FEMININ NIVEAU7 7-10 ans . SA\_DA (individuels)

### 6.1. Résultats par équipes

	Equipe	Club					Total
1	Cabestany	66--Coc gymnastique	38.1	40.5	41.1	39.6	159.3
2	St Estève	66--Gym club st esteve	38.4	40.2	39.3	39.6	157.5
3	Nimes Costieres	30--Gym nimes costieres	38.4	38.9	40.0	39.8	157.1
4	Castelnau le lez	34--GSL34.com - Castelnau le Lez	38.6	36.7	40.5	40.4	156.2
5	Mende 1	48--Atout Sport Mendois	39.5	39.0	38.8	38.0	155.3
6	Uzes	30--Club de gymnastique uzetia	38.1	39.1	39.6	38.4	155.2
7	Mende 2	48--Atout Sport Mendois	36.1	37.1	38.5	39.1	150.8
8	St Chély	48--Gym club barraban	35.0	32.8	39.2	37.4	144.4
9	Coursan	11--Gym Artistique Coursanaise	36.1	30.6	35.2	35.8	137.7
10	Pignan	34--Ass club gym choc	28.8	30.9	28.1	28.3	116.1

### 6.2. Résultats individuels

	Gymnaste	Equipe	Annee					Total
1	SABATER CELIA	Nimes Costieres	2009	10.0	10.0	10.3	10.2	40.5
2	LOECHNER KEYLA	Castelnau le lez	2010	9.5	10.2	10.3	10.4	40.4
3	TAUDIÈRE JEANNE ROSE	Pignan	2008	10.0	10.2	10.1	10.0	40.3
	DA SILVA CLARA	St Estève	2009	9.6	10.4	10.3	10.0	40.3
5	BARAILLE OLIVIA	Uzes	2010	9.9	10.1	10.0	9.9	39.9
6	CABELLO LIA	Cabestany	2008	9.5	10.1	10.3	9.9	39.8
7	SERRA SELENIA	Pignan	2008	10.0	10.6	10.3	8.8	39.7
8	BLUM JUDITH	Castelnau le lez	2009	10.0	9.1	10.2	10.1	39.4
9	NOGUES LISA	Cabestany	2010	9.0	10.0	10.4	9.9	39.3
	LANDRIN NAOMIE	St Estève	2008	9.7	9.7	9.9	10.0	39.3
11	BLAY AVA	Cabestany	2011	9.8	10.1	9.6	9.6	39.1
12	FORTUNE MARIE-LOU	Nimes Costieres	2009	9.4	9.5	9.9	10.0	38.8
13	RANC JULIA	Cabestany	2008	9.4	10.3	9.1	9.9	38.7
	THEROND LAURA	Nimes Costieres	2009	9.5	9.6	9.9	9.7	38.7
	MIRGON ELEA	St Estève	2009	9.0	10.0	9.9	9.8	38.7
16	CALDUCH MARYLOU	Cabestany	2010	9.4	9.8	9.9	9.5	38.6
17	CLADEL IRIS	Mende 1	2009	9.7	9.6	9.4	9.7	38.4
	JAFFUEL KALILA	Mende 1	2008	9.2	9.6	9.9	9.7	38.4
	TRAUCHESSEC EVA	Mende 1	2009	9.3	10.2	9.2	9.7	38.4
20	LE MEN CHARLOTTE	Cabestany	2008	8.5	9.4	10.5	9.9	38.3
21	SCHILLING CLEMENCE	Uzes	2009	9.3	9.4	9.9	9.6	38.2
	DELMAS ELSA	Castelnau le lez	2008	9.5	8.5	10.1	10.1	38.2
	VIGUIER MANON	Castelnau le lez	2008	9.6	8.9	9.9	9.8	38.2
	FABRE MAÉVA	Nimes Costieres	2009	9.1	9.8	9.8	9.5	38.2
	CUCARELLA KALI	Mende 2	2008	9.1	9.8	9.6	9.7	38.2
26	CRUEGHE JEANNE	Mende 2	2010	8.8	10.0	9.5	9.8	38.1
27	BORRELLI ELIA	Uzes	2008	8.6	9.8	9.9	9.6	37.9
28	SIAHMED NANCY	Nimes Costieres	2008	9.5	8.5	9.9	9.9	37.8
29	PANCHOT EMA	St Estève	2008	9.4	10.0	9.1	9.2	37.7



30	RENON LILA	Mende 1	2010	9.7	8.5	10.3	8.8	37.3
31	MOHAMED LARAHYA	Coursan	2008	9.4	9.3	9.0	9.5	37.2
	PELEN ADELE	Mende 1	2009	10.1	9.6	8.6	8.9	37.2
	COULOMB PRUNE	Mende 2	2009	8.9	9.0	9.4	9.9	37.2
	GILLERON RAPHAËLLE	St Estève	2008	9.6	8.6	9.2	9.8	37.2
35	BEY CLÉA	Uzes	2010	8.9	9.3	9.6	9.3	37.1
	ROUSSEL ALEXIA	Uzes	2010	9.6	9.8	9.1	8.6	37.1
37	ABOUTOHI BRUNEL JESSIE	St Chély	2008	8.9	8.1	10.2	9.8	37.0
	BUISSON JULIA	Nimes Costieres	2009	9.1	8.7	9.6	9.6	37.0
	CALVET EMY	St Estève	2009	9.5	9.8	9.1	8.6	37.0
40	GUIDER SHAINA	Uzes	2009	9.3	8.3	9.8	9.3	36.7
41	MONTAGNE LENA	Coursan	2009	9.3	8.2	9.6	9.3	36.4
42	MARTINEAU MELIS	Pignan	2010	8.8	10.1	7.7	9.5	36.1
	REVEAU LILLY ROSE *	St Estève 1 (indiv) (indiv)	2008	8.2	9.6	9.7	8.6	36.1
44	GELY MELISSA	Mende 2	2009	8.7	8.3	9.5	9.5	36.0
	TRAUCHESSEC JUSTINE	Mende 2	2009	9.0	7.5	9.8	9.7	36.0
46	VALETTE ANAIS	St Chély	2009	8.3	8.2	9.9	9.4	35.8
	BRINGER JULIE	Mende 2	2008	9.1	7.7	9.6	9.4	35.8
48	BENI-REMOUR ZINEB	Mende 1	2009	10.0	8.7	9.1	7.6	35.4
49	CAROU REY CLARA	Coursan	2009	8.8	7.7	9.7	9.1	35.3
50	BOURRIER EMMA	St Chély	2010	9.0	8.1	9.6	8.5	35.2
51	DUPEYRON ESTELLE	St Chély	2009	8.8	8.3	9.5	8.3	34.9
52	CAVAILLES LILI	Coursan	2010	8.6	5.4	6.9	7.9	28.8
53	BOULET LOUNA	St Chély	2009	0.0	7.8	8.8	9.7	26.3
54	MARLET MAEVA	St Chély	2008	0.0	8.2	9.5	7.6	25.3
55	BLOT LOUNA	Castelnau le lez	2008	9.4	0.0	0.0	0.0	9.4
56	ROUCHON JULIE *	Cabestany 1 (indiv) (indiv)	2010	0.0	0.0	0.0	0.0	0.0
	MARIMON EVA	Castelnau le lez	2009	0.0	0.0	0.0	0.0	0.0
	AOUNDA OXANE	Coursan	2009	0.0	0.0	0.0	0.0	0.0
	DEBRU ELOÏSE	Pignan	2010	0.0	0.0	0.0	0.0	0.0
	LALEQUE MAEVA	Pignan	2008	0.0	0.0	0.0	0.0	0.0
	VIVIANI JUSTINE	Pignan	2009	0.0	0.0	0.0	0.0	0.0

## 7. FEMININ NIVEAU6 7-14 ans . SA\_DA (individuels)

### 7.1. Résultats par équipes

	Equipe	Club					Total
1	St Chély	48--Gym club barraban	41.6	41.9	44.5	44.1	172.1
2	Ceret	66--Céret gym club	40.8	43.1	44.3	42.7	170.9
3	Laverune	34--Gymnastique foyer rural laverune	38.9	39.9	44.6	42.9	166.3
4	Marvejols	48--Gymnastique sportive marvejolaise	38.0	40.9	43.1	43.6	165.6
5	St Estève	66--Gym club st esteve	38.8	41.2	42.5	42.3	164.8
6	Clermont l'hérault	34--association clermontaise de gymnastique	39.0	38.1	43.9	43.1	164.1
7	Nimes Costieres	30--Gym nimes costieres	40.1	38.6	43.9	39.9	162.5
8	Cabestany	66--Coc gymnastique	38.8	40.2	40.2	42.0	161.2
9	Pignan	34--Ass club gym choc	36.6	39.7	41.9	40.6	158.8
10	Clapiers	34--Gymnastique Artistique Clapieroise	36.4	34.0	39.5	35.2	145.1
11	Pont st esprit	30--Les saltos gymnanstique	35.9	18.0	33.4	31.2	118.5

### 7.2. Résultats individuels

	Gymnaste	Equipe	Annee					Total
1	ROZIERE SWANE	St Chély	2009	10.3	10.8	11.5	11.3	43.9
2	BENEZET JESSY	Ceret	2006	10.5	11.0	11.3	10.7	43.5
3	LAPLACA NINA	Nimes Costieres	2008	10.5	11.0	10.9	10.8	43.2
	ANDREU MAELIE	Clermont l'hérault	2008	9.4	11.2	11.6	11.0	43.2
5	GAILLARD MAIDI	Marvejols	2008	10.7	10.5	10.4	11.4	43.0
6	DEMOULIN LENA	Pignan	2009	9.9	11.2	10.7	10.9	42.7
7	BENEZET LOUISE	St Chély	2007	10.4	10.7	10.5	10.9	42.5
8	OULABBI CHERINE	Marvejols	2007	10.4	10.4	10.6	10.8	42.2
	MANYA LEELOU	Ceret	2007	10.5	10.9	10.8	10.0	42.2
10	VALENTE LOUNA	Laverune	2007	9.8	10.3	11.0	10.9	42.0
11	ROBERT NAVARRO EMMA *	Laverune 1 (indiv) (indiv)	2006	9.4	10.7	10.8	11.0	41.9
	BORDES AMELIE	St Chély	2007	10.5	9.6	11.0	10.8	41.9
	LEFEVRE LAURA	Ceret	2005	10.3	11.4	9.1	11.1	41.9
	KEHRES ROMANE	St Estève	2007	9.5	10.8	10.8	10.8	41.9
15	MEYRIAL LAGRANGE LOU	St Chély	2008	10.4	10.2	10.3	10.7	41.6
16	VU BA DAU MILA	Laverune	2008	9.4	9.4	11.2	11.5	41.5
17	SEVAJOLS MANDY	Marvejols	2008	8.8	10.8	11.2	10.6	41.4
18	CAZENOVE JADE	St Estève	2006	9.9	10.0	10.5	10.9	41.3
19	LAAROUSSI HIBA	Laverune	2007	9.5	10.2	11.1	10.3	41.1
	CADENE LOU	Ceret	2009	9.5	9.8	10.9	10.9	41.1
21	LEVANTIS ROMANE	St Estève	2007	9.8	10.0	10.4	10.4	40.6
22	ARHOUNE INES	Nimes Costieres	2008	10.4	10.8	9.9	9.4	40.5
23	MUNOZ LOUISE	Cabestany	2007	10.0	9.7	10.6	10.0	40.3
24	GOUEDARD CLEMENTINE	Cabestany	2007	9.1	10.2	10.1	10.8	40.2
	LUCAS LISA	Cabestany	2006	9.8	9.2	10.2	11.0	40.2
	CHARPENTIER AZYLIS	Clermont l'hérault	2008	9.7	9.1	10.5	10.9	40.2
27	BRELIERE MARJANE	Laverune	2007	9.9	10.0	9.5	10.2	39.6





28	BOSCH LISA	St Estève	2007	9.6	10.2	9.2	10.2	39.2
29	GIMENEZ ROMANE	Nimes Costieres	2008	9.1	8.6	11.6	9.7	39.0
	GUILLERMIN ISILD	Clapiers	2006	9.6	8.0	11.6	9.8	39.0
	GRANJON LARA	Clermont l'hérault	2008	10.0	9.1	10.4	9.5	39.0
32	JOSEPH MANON	Laverune	2006	9.7	8.3	11.3	9.6	38.9
33	BARRAU OLIVIA *	Pignan 1 (indiv) (indiv)	2006	9.7	8.5	11.1	9.5	38.8
	BRICKA CLOE	Marvejols	2009	7.9	9.2	10.9	10.8	38.8
35	BLIN EMMIE	Clermont l'hérault	2008	9.6	8.7	9.6	10.8	38.7
36	EL MOUNTASSER SHAIMA	Nimes Costieres	2009	9.6	8.2	11.5	9.3	38.6
	BOIVIN JADE	St Estève	2007	9.3	10.2	10.8	8.3	38.6
38	BLAY ALICIA	Cabestany	2006	9.7	10.6	9.3	8.9	38.5
	BERTHEZENE LILI	Pignan	2007	9.0	9.4	9.6	10.5	38.5
40	HERNANDEZ CELIA	Cabestany	2007	9.3	9.7	8.9	10.2	38.1
41	XAMBO-COBENA NINA	Ceret	2008	7.4	9.6	11.3	9.6	37.9
42	LAPORTE TORRES CLARA *	St Estève 1 (indiv) (indiv)	2007	9.1	7.0	11.3	10.4	37.8
	ZADI ZELIE	Clermont l'hérault	2009	9.7	7.0	11.4	9.7	37.8
44	HAMMAD GOURAUD SHEHERAZADE	Pignan	2007	8.9	8.8	10.1	9.7	37.5
45	TOUSSAINT LOU ANNE	Pignan	2008	8.8	9.7	10.4	8.0	36.9
46	REBER LALIE	Clermont l'hérault	2007	9.3	7.5	9.1	10.4	36.3
47	FLECHER AURORE	Clapiers	2008	8.8	9.5	8.9	9.0	36.2
48	RICHARD-MERLAT CAMILLE	Cabestany	2008	9.0	8.1	8.9	10.0	36.0
	MOULIN MANON	Marvejols	2005	8.1	7.8	10.3	9.8	36.0
50	GOMEZ ALYSSA	Pignan	2007	8.3	9.4	9.4	8.5	35.6
51	MOURARET COLOM ELINE	Laverune	2009	8.2	6.5	10.7	9.9	35.3
	ELIMORT NOELYS	Nimes Costieres	2009	9.6	7.0	8.7	10.0	35.3
	RHAIEM ALAA	St Estève	2008	9.2	7.7	8.6	9.8	35.3
54	CASADO EMMY	Pignan	2007	8.2	5.8	10.7	9.5	34.2
55	VENNAT MAYLINE	Clapiers	2008	7.4	9.7	8.0	8.8	33.9
56	BRUNET JULIE	St Chély	2009	0.0	10.2	11.5	11.1	32.8
57	MIRMAN ELISA	Clapiers	2005	8.5	5.5	11.0	7.6	32.6
58	VAUQUOY PAULINE	Pont st esprit	2008	9.1	5.5	8.8	7.6	31.0
59	GUILLOTEAU LAURE	Pont st esprit	2008	8.8	4.6	7.0	10.5	30.9
60	TATALA KADY LOU	Clapiers	2007	9.5	6.8	7.3	6.9	30.5
61	TROCELLIER ALICIA	Marvejols	2005	0.0	9.1	9.6	10.4	29.1
62	PROUX CAMILLE	Pont st esprit	2007	8.6	4.4	8.5	6.9	28.4
63	TETU CHARLOTTE *	Pont st esprit 1 (indiv) (indiv)	2010	8.9	3.8	7.0	7.0	26.7
64	LEGURINI RANYA	Pont st esprit	2011	8.1	2.5	8.6	6.2	25.4
65	HUMBERT JADE	Pont st esprit	2010	9.4	3.5	6.3	5.1	24.3
66	DOUSSET EMMA	Pont st esprit	2009	0.0	3.2	7.5	5.7	16.4
67	DEROC LOLIE	Nimes Costieres	2007	0.0	0.0	0.0	0.0	0.0
	PLA-FRANCY TIFFANY	Ceret	2006	0.0	0.0	0.0	0.0	0.0

## 8. FEMININ NIVEAU7 7-14 ans . SA\_DA (individuels)

### 8.1. Résultats par équipes

	Equipe	Club					Total
1	Bedarieux	34--Ass club athletique bedaricien gym	39.6	39.1	40.3	40.2	159.2
2	Marvejols	48--Gymnastique sportive marvejolaise	39.6	37.8	39.9	41.7	159.0
3	Cabestany	66--Coc gymnastique	41.5	39.5	40.4	37.5	158.9
4	Perpignan	66--Uscm	41.7	38.8	38.5	39.3	158.3
5	Uzes	30--Club de gymnastique uzetia	41.4	33.6	39.3	38.8	153.1
6	Agde	34--Club Gymnique Agathois	39.4	36.6	40.1	35.2	151.3
7	Pont st esprit	30--Les saltos gymnanstique	39.2	25.6	33.9	32.4	131.1
8	St Chély	48--Gym club barraban	25.2	22.0	24.2	27.0	98.4

### 8.2. Résultats individuels





	Gymnaste	Equipe	Annee					Total
1	EL FARROUJE YASMINE	Perpignan	2007	10.8	9.9	9.9	10.3	40.9
2	ROBLES MORGANNE	Perpignan	2005	10.0	10.2	10.3	10.1	40.6
	GRANELL TIFFANI	Cabestany	2007	10.5	10.2	9.8	10.1	40.6
4	LAIGUEGLIA CAMILLE	Marvejols	2008	10.0	9.9	9.9	10.5	40.3
5	CRESPIN LIAH	Marvejols	2010	10.0	9.9	9.7	10.3	39.9
6	FLORES JEANNE	Bedarieux	2005	9.9	9.7	10.0	10.1	39.7
7	CHIROUZE CHARLINE	Bedarieux	2009	9.1	10.5	10.1	9.9	39.6
8	RAYNAL ANNE-LYS	Marvejols	2010	9.7	9.5	10.0	10.3	39.5
9	MATIGNON LOLA	Agde	2008	9.8	9.8	10.6	9.2	39.4
10	RECORDON MARILYS	Cabestany	2005	10.0	10.1	10.1	9.1	39.3
	GODARD EVE	Uzes	2006	10.3	9.5	10.1	9.4	39.3
12	LAIGUEGLIA MARION	Marvejols	2008	9.6	8.5	10.3	10.5	38.9
13	BERTIN MANON	Uzes	2007	10.5	8.7	9.6	9.9	38.7
	COOSEMANS EMMA	Bedarieux	2009	10.0	10.0	8.8	9.9	38.7
15	BOUQUET LALY	Bedarieux	2006	9.8	8.1	10.5	10.2	38.6
16	MARTIN ANGELINA	Cabestany	2007	10.1	9.6	9.9	8.9	38.5
	FLAMANT MAËLLE	Bedarieux	2007	9.9	8.9	9.7	10.0	38.5
18	GAMIZ LOLA	Cabestany	2007	10.4	8.3	10.3	9.3	38.3
19	QUANTE MANON	Uzes	2007	10.6	7.7	9.9	9.9	38.1
20	SCHIFANO MAEVA	Cabestany	2005	10.2	9.6	10.1	7.7	37.6
	FAUX CORALIE	Agde	2008	9.6	10.0	10.0	8.0	37.6
22	ROUCOLLE LUNA	Cabestany	2008	10.4	8.2	9.5	9.0	37.1
	LLINAS MILLA	Agde	2008	10.4	8.7	9.4	8.6	37.1
24	SABARDEIL MARIE	Perpignan	2009	10.3	8.2	8.6	9.9	37.0
	PRATS CHLOÉ	Agde	2009	9.6	8.1	9.9	9.4	37.0
26	FERRAUD MANON *	Uzes 1 (indiv) (indiv)	2008	9.2	9.1	9.4	9.1	36.8
27	DAILLY MALICIA	Perpignan	2006	10.6	9.7	9.7	6.5	36.5
	GRAVIER LIA	Uzes	2008	9.5	7.7	9.7	9.6	36.5
29	BEAUFORT MANON	Marvejols	2008	9.9	6.7	9.4	10.4	36.4
30	PAVEC LOUNA	Perpignan	2005	9.8	9.0	8.5	9.0	36.3

31	FALAKI INES	St Chély	2006	8.4	7.8	10.0	9.0	35.2
32	FAURE-BRAC CHLOÉ	Pont st esprit	2005	9.9	6.7	8.7	9.1	34.4
33	ROLLAND ROMANE	Agde	2006	9.5	7.3	9.6	7.6	34.0
34	AUBERT SHEMSY	Uzes	2006	10.0	6.8	8.7	8.2	33.7
35	RAYNAL CLAIRE MARIE *	Marvejols 1 (indiv) (indiv)	2007	8.7	8.4	7.7	8.8	33.6
36	FAURE CHLOE	Pont st esprit	2004	9.8	6.6	8.8	7.9	33.1
37	PAQUIER ILONA	St Chély	2006	8.7	7.3	7.0	10.0	33.0
38	BENOIT ORANE	Pont st esprit	2006	8.9	7.4	8.0	7.6	31.9
39	DAMO SALOMÉ	Agde	2004	9.3	7.2	7.5	6.5	30.5
40	PRIEUR LOUNA	St Chély	2009	8.1	6.9	7.2	8.0	30.2
	DANIEL LUCIE	Pont st esprit	2010	9.5	4.9	8.4	7.4	30.2
42	DANIEL ANAIS	Pont st esprit	2010	10.0	3.1	3.8	7.8	24.7
43	BLANES OCTAVIE	Uzes	2005	0.0	0.0	0.0	0.0	0.0
	SANGBAH GABRIELLE	St Chély	2004	0.0	0.0	0.0	0.0	0.0
	CATANESE CHARLISE	Bedarieux	2006	0.0	0.0	0.0	0.0	0.0
	HEUZE TIFFANIE	Marvejols	2004	0.0	0.0	0.0	0.0	0.0
	BONDON OCÉANE	Pont st esprit	2005	0.0	0.0	0.0	0.0	0.0







## 9. FEMININ NIVEAU7 7-12 ans . SA\_DA (individuels)

### 9.1. Résultats par équipes

	Equipe	Club					Total
1	Sivom	34--Sivom les sablieres	39.5	41.6	40.1	39.7	160.9
2	St Estève	66--Gym club st esteve	38.3	41.1	39.7	40.2	159.3
3	Perpignan	66--Uscm	38.3	39.2	39.8	40.4	157.7
4	Montpellier MUC	34--MUC GYM	39.0	39.0	38.2	41.1	157.3
5	Ceret	66--Céret gym club	37.4	38.7	40.7	40.4	157.2
6	Cabestany	66--Coc gymnastique	36.4	38.2	40.5	40.5	155.6
7	Bram	11--Assoc.sportive La Patriote Bram	36.7	38.2	39.1	40.8	154.8
8	Uzes	30--Club de gymnastique uzetia	37.1	36.0	39.3	39.9	152.3
9	Clermont l'hérault	34--association clermontaise de gymnastique	36.8	39.2	38.1	37.0	151.1
10	Laverune	34--Gymnastique foyer rural laverune	36.0	34.9	38.4	35.8	145.1

### 9.2. Résultats individuels

	Gymnaste	Equipe	Annee					Total
1	ROUX CÉLIA	Sivom	2007	10.1	10.4	10.4	10.2	41.1
2	PANCHOT LEA	St Estève	2006	9.7	10.6	10.2	10.1	40.6
3	EL KARMOUDI SIRINE	Uzes	2008	10.0	10.0	10.4	9.9	40.3
4	LHOSTE EVE	Perpignan	2006	10.0	10.1	10.1	9.8	40.0
5	CHELLET LÉA	Laverune	2006	9.5	10.3	10.1	9.9	39.8
	LAURIA ANGELINA	Sivom	2008	9.5	10.2	10.1	10.0	39.8
7	SEBBANE ELINA	Montpellier MUC	2006	10.0	10.1	9.2	10.4	39.7
8	NICOLOV EMMA	Montpellier MUC	2008	9.7	9.5	10.2	10.2	39.6
9	DELVALLE LOLA	Montpellier MUC	2006	9.7	9.7	9.8	10.3	39.5
10	FONTANA BORRAT LENNIE NOA	Perpignan	2007	9.6	9.7	10.1	10.0	39.4
	MONTELS VICTORINE	Cabestany	2007	9.1	9.9	10.2	10.2	39.4
12	NOUVEL ROMANE	Bram	2007	9.1	10.1	10.1	9.9	39.2
	FALCOU SARAH	St Estève	2006	9.5	10.1	9.9	9.7	39.2
14	TORRENT LIV	Ceret	2007	8.1	10.8	10.1	10.1	39.1
15	MAURY SARAH	Cabestany	2007	9.3	9.9	9.9	9.9	39.0
	COUURIER CHARLOTTE	Bram	2008	8.8	10.0	10.2	10.0	39.0
17	LEROY LAPEYRE GEORGIA	Sivom	2007	9.9	10.3	9.8	8.9	38.9
18	ROUX LÉA	Sivom	2006	10.0	10.6	9.6	8.6	38.8
19	PUERTO MAURHYNE	St Estève	2006	9.3	10.4	9.9	9.1	38.7
20	GIBERT MARIE	St Estève	2007	9.6	9.6	9.1	10.3	38.6
	FILLIETTE LARA	Clermont l'hérault	2008	9.8	10.1	9.7	9.0	38.6
22	SOULET NINA	Sivom	2008	9.0	10.3	9.5	9.7	38.5
	BAZIA EMY	Ceret	2007	8.4	10.0	10.1	10.0	38.5
	MIR YNESS	Ceret	2008	9.9	9.0	9.3	10.3	38.5
	MONTFORT MANOLA	Ceret	2007	9.6	8.5	10.4	10.0	38.5
26	FEUR KAMILA	Clermont l'hérault	2009	8.6	10.1	9.4	10.1	38.2
27	PINAULT JEANNE	Perpignan	2008	9.1	9.3	9.5	10.2	38.1
	CECCON OCEANE	Bram	2007	9.5	9.4	8.7	10.5	38.1





	LE PABIC LOLA	Montpellier MUC	2008	9.6	9.3	9.0	10.2	38.1
30	POSTIC EMMA	Ceret	2007	9.1	8.8	10.1	10.0	38.0
31	CHAMPETIER ELISE	Perpignan	2007	9.6	8.8	9.4	10.1	37.9
	SI SALAH AMEL	Perpignan	2006	8.6	10.1	9.6	9.6	37.9
	GUIDO ALICE	Cabestany	2008	8.3	9.0	10.6	10.0	37.9
	BLIN MARYLOU	Uzes	2008	9.1	9.4	9.6	9.8	37.9
35	MOUJON FLAVIE	Sivom	2008	8.4	9.8	9.8	9.8	37.8
36	FIBLEUIL EMIE	Cabestany	2008	9.2	8.7	9.4	10.4	37.7
37	FARRE TANIA	Cabestany	2011	8.5	9.4	9.8	9.9	37.6
	ABAD SARAH	Ceret	2007	8.8	8.9	9.9	10.0	37.6
39	SELLIER MARIE	Perpignan	2007	8.1	9.2	10.0	10.1	37.4
	CAMPOS SARAH	Clermont l'hérault	2008	9.7	9.7	8.9	9.1	37.4
41	LAMBIJOU LUCIE	Bram	2007	9.3	8.7	8.9	10.4	37.3
42	DIRAT ELOÏSE	Montpellier MUC	2006	9.3	9.7	9.0	9.2	37.2
43	LACROIX PHOEBE	Uzes	2008	9.3	8.3	9.8	9.6	37.0
	CASIEZ SELENA	St Estève	2007	9.5	10.0	9.7	7.8	37.0
45	RIVEROLA CLOE	Cabestany	2009	8.8	9.0	9.7	9.3	36.8
46	VILOCY MAELYN	St Estève	2008	8.7	8.9	8.2	10.1	35.9
	GRANIER OCÉANE	Clermont l'hérault	2007	8.7	8.9	9.5	8.8	35.9
48	LA FONTAINE JANIS	Uzes	2009	8.7	7.5	9.4	10.1	35.7
49	TONDUT AGATHE	Montpellier MUC	2007	9.6	8.4	8.4	9.1	35.5
50	CRISPYN MAELYS	Bram	2007	8.1	7.4	9.9	9.8	35.2
51	VERHELST EMMA	Laverune	2008	8.7	8.5	9.0	8.6	34.8
	FORMEL YOUSFI CAMELIA	Clermont l'hérault	2009	7.5	9.3	9.4	8.6	34.8
53	GRIBIAS POUJOL CLEMENTINE	Clermont l'hérault	2009	7.9	8.5	9.5	8.3	34.2
54	SAUVAGE LOONA	Laverune	2009	8.7	7.9	8.7	8.8	34.1
55	DUPRE JADE	Laverune	2008	7.8	7.8	9.9	8.4	33.9
56	LE ROUX APOLLINE	Laverune	2010	7.7	8.2	9.0	8.4	33.3
	LOUDIG HOSANNA	Laverune	2007	9.1	6.3	9.4	8.5	33.3
58	BRESSAC SARAH	Uzes	2007	0.0	8.3	9.5	10.1	27.9
59	PARENT-CANCADE SARA	Uzes	2008	0.0	0.0	0.0	0.0	0.0
	DOLCI EMMA	Bram	2008	0.0	0.0	0.0	0.0	0.0

## 10. FEMININ NIVEAU8 7-12 ans . SA\_DA (individuels)

### 10.1. Résultats par équipes

	Equipe	Club					Total
1	Perpignan	66--Uscm	39.5	39.9	40.5	39.3	159.2
2	Laverune	34--Gymnastique foyer rural laverune	36.1	39.5	39.1	41.1	155.8
3	St Estève	66--Gym club st esteve	37.9	38.5	38.8	39.4	154.6
4	Sivom	34--Sivom les sablieres	35.1	37.8	39.7	39.0	151.6
5	Coursan	11--Gym Artistique Coursanaise	35.6	37.4	35.8	38.9	147.7
6	Uzes	30--Club de gymnastique uzetia	36.2	37.2	36.1	38.0	147.5
7	Agde	34--Club Gymnique Agathois	35.9	36.5	35.9	33.7	142.0





### 10.2. Résultats individuels

	Gymnaste	Equipe	Annee					Total
1	RODRIGUEZ LENA	Perpignan	2009	10.1	10.4	10.2	9.8	40.5
	ZAMORA ENOLA	Laverune	2006	9.6	10.1	10.2	10.6	40.5
3	TUR AGATHE	Perpignan	2007	9.7	9.9	10.2	9.7	39.5
4	DOUDOUCHE LAINA	Perpignan	2008	9.8	9.9	9.8	9.8	39.3
5	SOLLIEC MAELINE	St Estève	2007	9.6	9.8	9.7	9.9	39.0
6	MILANI TALIA	Uzes	2008	9.7	9.9	9.4	9.9	38.9
	MALAGA MAYA	St Estève	2006	9.8	9.6	9.7	9.8	38.9
8	BARBEDOR NOEMIE	Perpignan	2009	9.5	9.0	10.2	10.0	38.7
	PONS CHLOE *	St Estève 1 (indiv) (indiv)	2007	9.5	9.9	9.4	9.9	38.7
10	CABROLIER JEANNE	Laverune	2009	8.9	10.0	9.8	9.9	38.6
	BROCAIL CASSANDRA	Sivom	2006	8.9	9.4	10.2	10.1	38.6
12	HANIFI SANYA	Perpignan	2008	9.9	9.7	9.9	8.9	38.4
	BOUZID MIYA	Laverune	2011	8.8	9.7	9.6	10.3	38.4
14	FIGUERES AUREA	St Estève	2007	9.3	9.5	9.8	9.6	38.2
15	REGAZZONI MANON	Laverune	2009	8.8	9.7	9.5	10.1	38.1
16	CARON GABRIELLE	Uzes	2009	9.4	9.2	9.0	10.1	37.7
17	ALEXANDRE LINA	Laverune	2009	8.6	9.7	9.2	10.1	37.6
	MAILHAC NOEMIE	Coursan	2007	9.2	9.7	9.2	9.5	37.6
	VASSAROS EMMA	Sivom	2009	8.6	9.4	10.0	9.6	37.6
	WITCZYMYSZYN KLÉA	Sivom	2008	8.9	9.2	9.9	9.6	37.6
	HORS ENOLA	St Estève	2008	9.2	9.6	9.0	9.8	37.6
22	MAISONNAT LUNA	Sivom	2007	8.5	9.4	9.5	9.7	37.1
23	PERONEILLE STELLA	St Estève	2006	8.9	8.8	9.6	9.7	37.0
24	ALLART EMY	Sivom	2010	8.7	9.6	9.6	8.9	36.8
25	HELD MAELYS	St Estève	2006	8.7	9.3	8.7	9.9	36.6
26	HONRUBIA ZOE	Coursan	2009	9.1	8.6	9.1	9.6	36.4
	PICHERY JUDITH	Coursan	2010	8.8	9.0	8.7	9.9	36.4
28	JULIEN CAMILLE	Agde	2009	9.5	9.5	8.5	8.8	36.3
29	RIVIERE SHANNA	Agde	2010	9.5	8.8	9.1	8.6	36.0
30	BARDIERE CASSIE	Coursan	2008	8.5	9.4	8.5	9.5	35.9
31	MERZOUGHY AYA	Uzes	2010	8.7	9.1	8.8	9.1	35.7
32	BOCQUET CAMILLE	Uzes	2008	8.4	9.0	8.9	8.9	35.2

	PHILIPPE CAMILLE	Agde	2009	8.7	9.3	9.4	7.8	35.2
34	RODRIGUEZ BOYE LEA	Coursan	2008	7.9	9.3	8.4	9.5	35.1
35	ORTOLA LOUISE	Coursan	2006	8.5	7.7	8.8	9.9	34.9
36	DOURNELLE LOUNES	Agde	2009	8.2	8.9	8.9	8.5	34.5
37	BOUZID LISA	Laverune	2009	8.7	7.7	7.8	9.9	34.1
38	LAURENS EVA *	Uzes 1 (indiv) (indiv)	2010	7.9	8.6	7.5	8.8	32.8
39	AGOSTINI MARYLOU	Uzes	2011	0.0	8.2	8.2	8.4	24.8
40	CONNES LINA	Perpignan	2009	0.0	0.0	0.0	0.0	0.0
	FALCHER LOU	Uzes	2006	0.0	0.0	0.0	0.0	0.0
	STREBLER LUCIE	Sivom	2008	0.0	0.0	0.0	0.0	0.0
	ROBBE MAË LOU	Agde	2007	0.0	0.0	0.0	0.0	0.0

## 11. FEMININ NIVEAU8 7-14 ans . SA\_DA (individuels)

### 11.1. Résultats par équipes





	Equipe	Club					Total
1	Montpellier MUC 1	34--MUC GYM	34.3	0.0	39.8	38.1	112.2
2	Perpignan	66--Uscm	34.3	37.7	37.9	0.0	109.9
3	Montpellier MUC 2	34--MUC GYM	32.0	36.4	0.0	38.8	107.2
4	Uzes	30--Club de gymnastique uzetia	0.0	36.1	34.0	35.5	105.6

### 11.2. Résultats individuels

	Gymnaste	Equipe	Annee					Total
1	POLYGONE EVA	Montpellier MUC 1	2008	9.3	0.0	10.3	9.5	29.1
2	DEREPPER POURÉ CLEMENCE	Perpignan	2009	9.3	9.5	9.5	0.0	28.3
	NGUYEN PHUC HANAE	Montpellier MUC 1	2007	8.5	0.0	10.3	9.5	28.3
4	BERKAT HAYET	Perpignan	2005	9.0	9.7	8.5	0.0	27.2
	ANSELME BILLET SOLENN	Montpellier MUC 2	2006	8.1	9.2	0.0	9.9	27.2
6	PROUGET AUMONT OCÉANE	Montpellier MUC 1	2005	8.7	0.0	9.1	9.2	27.0
7	CALATAYUD ZOE	Perpignan	2006	8.1	9.4	9.4	0.0	26.9
	MEIJERS DINTJE	Uzes	2008	0.0	9.3	8.4	9.2	26.9
	LLOANCY EMY	Montpellier MUC 1	2005	7.8	0.0	9.5	9.6	26.9
10	DUPUY RACHEL	Uzes	2005	0.0	9.3	8.4	8.9	26.6
	FERRARIS ÉMILIE	Montpellier MUC 2	2005	7.6	9.5	0.0	9.5	26.6
12	CARON LOU EMY	Perpignan	2008	7.7	9.1	9.6	0.0	26.4
13	DEREPPER POURÉ CECILIA	Perpignan	2005	7.9	8.8	9.4	0.0	26.1
14	TORCHE SARA	Uzes	2007	0.0	9.1	8.7	8.2	26.0
	BOUKOUJ LAMIA	Montpellier MUC 1	2009	6.8	0.0	9.7	9.5	26.0
16	ALKHOURY LAURE	Montpellier MUC 2	2008	7.5	8.9	0.0	9.5	25.9
17	TEILLARD CLARISSE	Montpellier MUC 2	2007	7.1	8.8	0.0	9.9	25.8
18	FAURE CÉLESTE	Montpellier MUC 1	2006	7.2	0.0	9.3	9.2	25.7
19	MARTIN CHARLINE	Uzes	2005	0.0	8.4	8.3	8.9	25.6
20	BRESSAC ASSIA	Uzes	2005	0.0	7.2	8.5	8.5	24.2
21	DUWELTZ JULIETTE	Montpellier MUC 2	2008	8.8	4.6	0.0	9.2	22.6
22	CARIO LEA	Perpignan	2007	0.0	0.0	0.0	0.0	0.0
	AUBERT TYSSEM	Uzes	2009	0.0	0.0	0.0	0.0	0.0
	KHALKHAL ERIN	Montpellier MUC 2	2008	0.0	0.0	0.0	0.0	0.0

## 12. FEMININ NIVEAU5 7-10 ans . SA\_DA (individuels)

### 12.1. Résultats par équipes

	Equipe	Club					Total
1	Uzes	30--Club de gymnastique uzetia	42.5	42.0	40.3	46.2	171.0
2	Castelnau le lez	34--GSL34.com - Castelnau le Lez	41.1	35.2	36.6	43.0	155.9

### 12.2. Résultats individuels

	Gymnaste	Equipe	Annee					Total
1	BENOIT ASTRID	Uzes	2009	10.6	10.6	11.3	11.8	44.3
2	REBIAI SOFIA	Uzes	2008	10.4	10.4	10.5	11.1	42.4
3	LAURENT MIRANA	Uzes	2008	10.7	9.6	10.2	11.7	42.2
4	CAPELLE MAELYS	Uzes	2008	10.6	11.2	8.3	11.6	41.7
5	PICHARD YANGAMBIWA ALYCIA	Castelnau le lez	2008	10.5	10.5	9.7	10.5	41.2
6	YEFSAH NADIA	Castelnau le lez	2009	10.5	7.9	9.2	11.2	38.8
7	COTTRET LISA	Castelnau le lez	2008	9.7	9.5	8.8	10.5	38.5
8	STODDANT MADISON	Uzes	2009	10.6	9.8	7.5	9.9	37.8
9	GIREL ANNA	Castelnau le lez	2008	10.4	7.3	8.9	10.8	37.4