





Résultats de la compétition
DEPARTEMENTAL
ESVRES
19 ET 20 JANVIER

1. FEMININ NIVEAU3 11-18 ans . SA_DA (individuels)

1.1. Résultats par équipes





| | Equipe | Club |  |  |  |  | Total |
|---|-------------------------|----------------------------------|--|---|---|---|-------|
| 1 | Artannes 1 | 37--Gymnastique enfants artannes | 31.8 | 32.8 | 35.3 | 38.4 | 138.3 |
| 2 | Artannes 2 | 37--Gymnastique enfants artannes | 32.1 | 31.8 | 34.3 | 34.4 | 132.6 |
| 3 | St Avertin | 37--St-avertin sports | 30.3 | 28.2 | 36.2 | 32.1 | 126.8 |
| 4 | Chanceaux sur choisille | 37--AS CHANCEAUX - GYM | 30.9 | 28.1 | 32.6 | 31.4 | 123.0 |

1.2. Résultats individuels

| | Gymnaste | Equipe | Annee |  |  |  |  | Total |
|----|------------------|-------------------------|-------|--|---|---|---|-------|
| 1 | RONDEAU DAPHNÉE | Artannes 2 | 2006 | 10.7 | 11.9 | 12.8 | 11.9 | 47.3 |
| 2 | DUPUY ROMANE | Artannes 1 | 2003 | 10.9 | 10.7 | 11.2 | 12.8 | 45.6 |
| 3 | COURSAULT SARAH | St Avertin | 2001 | 9.9 | 11.3 | 12.7 | 11.5 | 45.4 |
| 4 | RICHARD JULIA | Artannes 1 | 2003 | 10.3 | 10.8 | 11.7 | 12.4 | 45.2 |
| 5 | ROY ZOÉ | Artannes 1 | 2004 | 10.6 | 10.1 | 10.6 | 13.2 | 44.5 |
| 6 | PASQUIER THÉA | Chanceaux sur choisille | 2001 | 10.2 | 10.8 | 12.0 | 10.6 | 43.6 |
| 7 | GIUA MARIE | Artannes 1 | 2002 | 10.1 | 11.3 | 12.4 | 9.4 | 43.2 |
| 8 | COTARD ANNA | St Avertin | 2002 | 10.0 | 10.5 | 12.5 | 9.6 | 42.6 |
| 9 | GAULTIER CANDICE | Artannes 2 | 2005 | 10.9 | 9.2 | 10.5 | 11.8 | 42.4 |
| 10 | NOËLLOU LÉA | Chanceaux sur choisille | 2000 | 10.4 | 8.1 | 10.9 | 11.6 | 41.0 |
| 11 | POULARD ENOLA | Artannes 2 | 2005 | 10.3 | 8.5 | 11.0 | 10.7 | 40.5 |
| 12 | AMIARD MANON | Artannes 2 | 2005 | 10.3 | 9.8 | 9.8 | 9.5 | 39.4 |
| 13 | POIRIER FAUSTINE | Artannes 2 | 2006 | 10.5 | 10.1 | 9.3 | 9.2 | 39.1 |
| 14 | HERRERO AINHOA | St Avertin | 2000 | 10.4 | 6.4 | 11.0 | 11.0 | 38.8 |
| 15 | COFFRE ZOÉ | Chanceaux sur choisille | 2001 | 10.3 | 9.2 | 9.7 | 9.2 | 38.4 |
| 16 | ROBIN ANAËLLE | Chanceaux sur choisille | 2003 | 0.0 | 0.0 | 0.0 | 0.0 | 0.0 |
| | BLEUZEN MANON | St Avertin | 2002 | 0.0 | 0.0 | 0.0 | 0.0 | 0.0 |
| | BODIN JULIE | St Avertin | 2000 | 0.0 | 0.0 | 0.0 | 0.0 | 0.0 |

2. FEMININ NIVEAU3 11 + . SA_DA (individuels)

2.1. Résultats par équipes





| | Equipe | Club |  |  |  |  | Total |
|---|----------|--|--|---|---|---|-------|
| 1 | Bléré | 37--Session Gymnastique Artistique Bléré Val de Cher | 33.2 | 33.7 | 37.9 | 36.5 | 141.3 |
| 2 | Esvres | 37--Gymnastique Sportive Esvres | 32.9 | 36.1 | 34.5 | 36.2 | 139.7 |
| 3 | Tours GC | 37--Tours Gymnastique Club | 31.3 | 33.8 | 28.6 | 33.1 | 126.8 |

2.2. Résultats individuels

| | Gymnaste | Equipe | Annee |  |  |  |  | Total |
|----|----------------------|----------|-------|--|---|---|---|-------|
| 1 | LENOIR FLORINE | Esvres | 1991 | 11.4 | 12.8 | 12.3 | 12.4 | 48.9 |
| 2 | LAFARGUE ALICE | Bléré | 1995 | 11.4 | 11.0 | 12.6 | 12.2 | 47.2 |
| 3 | NYAMBI MARÉVA | Bléré | 2003 | 12.0 | 10.9 | 11.6 | 12.5 | 47.0 |
| 4 | GAUDISSARD MARION | Bléré | 1993 | 9.0 | 11.8 | 13.1 | 11.7 | 45.6 |
| 5 | GANAY JULIETTE | Tours GC | 2004 | 10.1 | 11.3 | 11.8 | 12.1 | 45.3 |
| 6 | ECOMARD KARINE | Esvres | 1992 | 10.9 | 11.0 | 10.8 | 12.3 | 45.0 |
| 7 | LAPACHERIE VALENTINE | Esvres | 1998 | 10.6 | 10.7 | 11.4 | 11.0 | 43.7 |
| 8 | RICARD FAUSTINE | Bléré | 2001 | 9.8 | 10.0 | 12.2 | 11.4 | 43.4 |
| 9 | PERRIN SUZON | Bléré | 2000 | 9.2 | 10.4 | 11.6 | 11.8 | 43.0 |
| 10 | CALAS LAETITIA | Esvres | 1980 | 10.1 | 12.3 | 8.8 | 11.5 | 42.7 |
| 11 | LEYNIER LISE | Tours GC | 1998 | 10.6 | 11.8 | 7.6 | 12.2 | 42.2 |
| 12 | LORILLARD MÉLINE | Tours GC | 2001 | 10.6 | 10.7 | 9.2 | 8.8 | 39.3 |
| 13 | GAKHOVA TATIANA | Tours GC | 1993 | 0.0 | 0.0 | 0.0 | 0.0 | 0.0 |

3. FEMININ NIVEAU5 11 + . SA_DA (individuels)

3.1. Résultats par équipes





| | Equipe | Club |  |  |  |  | Total |
|---|-------------------------|---------------------------------|--|---|---|---|-------|
| 1 | Chanceaux sur choisille | 37--AS CHANCEAUX - GYM | 42.4 | 44.1 | 41.8 | 44.1 | 172.4 |
| 2 | Esvres | 37--Gymnastique Sportive Esvres | 40.5 | 41.9 | 40.7 | 44.3 | 167.4 |
| 3 | Tours GC | 37--Tours Gymnastique Club | 38.1 | 38.9 | 37.6 | 41.9 | 156.5 |
| 4 | Luynes | 37--AS LUYNES GYM-ENFANTS | 38.8 | 41.4 | 38.1 | 34.9 | 153.2 |

3.2. Résultats individuels

| | Gymnaste | Equipe | Annee |  |  |  |  | Total |
|----|---------------------|-------------------------|-------|--|---|---|---|-------|
| 1 | LEVIONNAIS LÉA | Chanceaux sur choisille | 2000 | 10.3 | 11.3 | 10.6 | 11.8 | 44.0 |
| 2 | DRABIK LORA | Chanceaux sur choisille | 2000 | 10.5 | 10.3 | 10.6 | 11.5 | 42.9 |
| 3 | DRABIK MAËLLE | Chanceaux sur choisille | 1999 | 11.0 | 11.4 | 10.0 | 10.1 | 42.5 |
| 4 | MICHENET LAURE | Esvres | 1997 | 9.7 | 10.0 | 10.8 | 11.8 | 42.3 |
| 5 | RICHE JULIE | Esvres | 2007 | 10.1 | 10.0 | 9.8 | 11.6 | 41.5 |
| | PARENTEAU YOLAINE | Chanceaux sur choisille | 1999 | 10.5 | 11.0 | 10.6 | 9.4 | 41.5 |
| 7 | GUTIERREZ LAURIE | Tours GC | 1997 | 10.3 | 10.1 | 9.8 | 11.1 | 41.3 |
| 8 | BOUQUIER NOÉMIE | Tours GC | 1996 | 9.7 | 9.6 | 9.9 | 11.5 | 40.7 |
| 9 | BIQUET ALICE | Esvres | 1998 | 9.6 | 11.0 | 8.9 | 10.8 | 40.3 |
| | HOFFMANN ANAËLLE | Esvres | 2004 | 10.2 | 10.9 | 10.5 | 8.7 | 40.3 |
| 11 | FONTAINE LÉA | Chanceaux sur choisille | 2004 | 10.4 | 10.4 | 7.5 | 10.7 | 39.0 |
| | FERET LORINE | Luynes | 2002 | 9.6 | 11.2 | 9.7 | 8.5 | 39.0 |
| 13 | JOLY JULIETTE | Luynes | 2000 | 8.4 | 10.3 | 10.5 | 9.5 | 38.7 |
| 14 | LAFFITE JUSTINE | Luynes | 1999 | 9.2 | 9.8 | 9.5 | 8.6 | 37.1 |
| 15 | BOUVERET JULINE | Esvres | 2003 | 10.5 | 8.3 | 9.3 | 8.7 | 36.8 |
| 16 | HOMBERT MARIE | Luynes | 2000 | 9.8 | 10.1 | 8.4 | 8.3 | 36.6 |
| 17 | CHERAMY EVE | Tours GC | 2000 | 9.3 | 7.1 | 9.6 | 8.7 | 34.7 |
| 18 | TRAN AGNES | Tours GC | 2002 | 8.8 | 8.4 | 7.7 | 8.7 | 33.6 |
| 19 | GRAVEREAU EMELINE | Luynes | 2002 | 10.2 | 9.6 | 4.9 | 6.5 | 31.2 |
| 20 | CRIBELLIER MARY-LOU | Esvres | 2005 | 0.0 | 9.1 | 9.6 | 10.1 | 28.8 |
| 21 | ROTA MELINA | Tours GC | 1998 | 0.0 | 10.8 | 8.3 | 5.5 | 24.6 |
| 22 | CARRIÈRE NOËMIE | Tours GC | 1985 | 0.0 | 0.0 | 0.0 | 10.6 | 10.6 |
| 23 | PINARDON EVA | Chanceaux sur choisille | 2003 | 0.0 | 0.0 | 0.0 | 0.0 | 0.0 |
| | SKRZYPCZAK LISA | Luynes | 1998 | 0.0 | 0.0 | 0.0 | 0.0 | 0.0 |

4. FEMININ NIVEAU2 11 + . SA_DA (individuels)

4.1. Résultats par équipes





| | Equipe | Club |  |  |  |  | Total |
|---|----------|----------------------------------|--|---|---|---|-------|
| 1 | Artannes | 37--Gymnastique enfants artannes | 33.8 | 31.8 | 36.3 | 40.0 | 141.9 |
| 2 | Tours GC | 37--Tours Gymnastique Club | 33.5 | 33.1 | 34.5 | 36.8 | 137.9 |

4.2. Résultats individuels





| | Gymnaste | Equipe | Annee |  |  |  |  | Total |
|---|-----------------|----------|-------|--|---|---|---|-------|
| 1 | BONVIN OCÉANE | Artannes | 2000 | 11.3 | 10.7 | 12.4 | 13.5 | 47.9 |
| 2 | DOUMAS MANON | Artannes | 1991 | 10.6 | 11.5 | 11.9 | 12.1 | 46.1 |
| 3 | GARCIA MARIE | Tours GC | 1997 | 10.7 | 9.4 | 12.7 | 13.1 | 45.9 |
| 4 | LALLOZ MATHILDE | Tours GC | 1983 | 11.2 | 11.0 | 11.3 | 12.2 | 45.7 |
| 5 | BRIAUDEAU LOLA | Artannes | 1998 | 11.1 | 9.6 | 11.7 | 13.1 | 45.5 |
| 6 | SEMET AMBRE | Artannes | 2004 | 11.4 | 8.5 | 12.0 | 13.4 | 45.3 |
| 7 | GIRARD ANNE | Tours GC | 1992 | 11.4 | 11.3 | 10.2 | 11.5 | 44.4 |
| 8 | GENDREAU SARAH | Tours GC | 1991 | 10.9 | 10.8 | 10.5 | 10.1 | 42.3 |
| 9 | ESTEVE COLINE | Artannes | 1994 | 0.0 | 0.0 | 0.0 | 0.0 | 0.0 |

5. FEMININ NIVEAU4 11-18 ans . SA_DA (individuels)

5.1. Résultats par équipes





| | Equipe | Club |  |  |  |  | Total |
|---|------------|--|--|---|---|---|-------|
| 1 | Artannes | 37--Gymnastique enfants artannes | 31.7 | 37.1 | 33.2 | 35.5 | 137.5 |
| 2 | St Avertin | 37--St-avertin sports | 30.1 | 34.8 | 33.9 | 36.4 | 135.2 |
| 3 | Bléré | 37--Session Gymnastique Artistique Bléré Val de Cher | 30.9 | 35.0 | 30.0 | 34.4 | 130.3 |

5.2. Résultats individuels





| | Gymnaste | Equipe | Annee |  |  |  |  | Total |
|----|--------------------|------------|-------|--|---|---|---|-------|
| 1 | TERPEREAU FLAVIE | St Avertin | 2002 | 10.3 | 11.1 | 11.9 | 12.6 | 45.9 |
| 2 | VALENT NAËMI | St Avertin | 2003 | 10.2 | 11.9 | 10.9 | 12.7 | 45.7 |
| 3 | BONVIN MAËVA | Artannes | 2000 | 10.8 | 12.6 | 11.6 | 9.9 | 44.9 |
| 4 | GUILLOTEAU CAMILLE | Artannes | 2002 | 10.4 | 11.1 | 10.5 | 12.5 | 44.5 |
| 5 | AUDOUX LOU | Bléré | 2004 | 10.2 | 11.8 | 10.4 | 11.9 | 44.3 |
| 6 | SENS-OLIVE LOMANE | St Avertin | 2003 | 9.6 | 11.7 | 11.1 | 10.8 | 43.2 |
| 7 | RAVARD FANNY | Bléré | 2002 | 10.2 | 11.8 | 10.1 | 10.6 | 42.7 |
| | DESVIGNES CLARA | St Avertin | 2001 | 9.5 | 11.2 | 10.9 | 11.1 | 42.7 |
| 9 | FOREST CLARA | Bléré | 2002 | 10.5 | 10.5 | 9.3 | 11.9 | 42.2 |
| 10 | SIMON CINDY | Artannes | 2000 | 10.5 | 11.9 | 10.9 | 8.8 | 42.1 |
| 11 | BIZIEN MAÏLYS | Bléré | 2004 | 9.4 | 11.4 | 9.5 | 10.6 | 40.9 |
| 12 | BAUDON PAULINE | Artannes | 2001 | 0.0 | 12.6 | 10.7 | 11.2 | 34.5 |
| 13 | GAUTRON ZOË | Artannes | 2002 | 0.0 | 11.3 | 8.7 | 11.8 | 31.8 |
| 14 | SAUVAGE CLEA | Bléré | 2003 | 0.0 | 0.0 | 0.0 | 0.0 | 0.0 |

6. FEMININ NIVEAU4 8-14 ans . SA_DA (individuels)

6.1. Résultats par équipes




| | Equipe | Club |  |  |  |  | Total |
|---|----------|----------------------------------|--|---|---|---|-------|
| 1 | Artannes | 37--Gymnastique enfants artannes | 30.8 | 32.5 | 32.6 | 37.0 | 132.9 |

6.2. Résultats individuels





| | Gymnaste | Equipe | Annee |  |  |  |  | Total |
|---|-------------------------|----------|-------|--|---|---|---|-------|
| 1 | POITOU-VINCENT MATHILDE | Artannes | 2005 | 10.1 | 11.3 | 10.7 | 11.7 | 43.8 |
| 2 | LAPORTE JADE | Artannes | 2005 | 8.4 | 11.5 | 10.7 | 10.4 | 41.0 |
| | MOREAU ELEA | Artannes | 2007 | 10.1 | 7.7 | 10.4 | 12.8 | 41.0 |
| 4 | DAVID MAËLLE | Artannes | 2008 | 10.1 | 9.7 | 9.7 | 10.9 | 40.4 |
| 5 | HARRAULT LILOU | Artannes | 2005 | 10.6 | 5.8 | 11.2 | 12.5 | 40.1 |

7. FEMININ NIVEAU5 11-18 ans . SA_DA (individuels)

7.1. Résultats par équipes





| | Equipe | Club |  |  |  |  | Total |
|---|------------|--|--|---|---|---|-------|
| 1 | Bléré | 37--Session Gymnastique Artistique Bléré Val de Cher | 38.9 | 39.1 | 42.5 | 44.6 | 165.1 |
| 2 | Artannes | 37--Gymnastique enfants artannes | 38.8 | 40.6 | 41.4 | 43.5 | 164.3 |
| 3 | St Avertin | 37--St-avertin sports | 37.8 | 39.2 | 37.6 | 42.4 | 157.0 |

7.2. Résultats individuels





| | Gymnaste | Equipe | Annee |  |  |  |  | Total |
|----|---------------------|-------------------------------|-------|--|---|---|---|-------|
| 1 | PALAMON KARLYNE | Bléré | 2002 | 10.1 | 11.5 | 10.4 | 11.6 | 43.6 |
| 2 | BOURASSEAU LISE | Artannes | 2002 | 9.5 | 11.1 | 10.4 | 11.0 | 42.0 |
| 3 | REMY LÉA | Bléré | 2002 | 10.0 | 9.2 | 11.4 | 11.3 | 41.9 |
| 4 | BRIAUDEAU LÉNA | Artannes | 2002 | 10.5 | 10.0 | 10.0 | 10.9 | 41.4 |
| 5 | HIOL-IYOCK ALISON | Artannes | 2004 | 9.3 | 10.0 | 10.3 | 11.1 | 40.7 |
| 6 | BROUILLARD MARGOT | Artannes | 2003 | 9.5 | 9.5 | 10.7 | 10.5 | 40.2 |
| 7 | LEBOUTEILLER SOLENN | St Avertin | 2004 | 9.0 | 10.4 | 9.2 | 11.0 | 39.6 |
| 8 | FLAMENT MATHILDE | St Avertin | 2002 | 10.0 | 9.8 | 8.7 | 10.6 | 39.1 |
| 9 | TOURLET MARIE | Bléré | 2002 | 9.5 | 8.8 | 9.3 | 11.4 | 39.0 |
| 10 | CARRÉ LÉONIE | St Avertin | 2004 | 9.0 | 9.6 | 9.2 | 10.5 | 38.3 |
| 11 | HERVET CHLOÉ | Bléré | 2005 | 9.3 | 7.8 | 10.5 | 10.1 | 37.7 |
| 12 | LACROIX CLOTILDE | St Avertin | 2004 | 8.5 | 9.4 | 9.3 | 10.3 | 37.5 |
| 13 | PETEREAU ELODIE | Bléré | 2001 | 7.8 | 9.6 | 9.9 | 9.5 | 36.8 |
| 14 | PIQUET CAROLINE | St Avertin | 2002 | 9.8 | 7.5 | 9.9 | 9.3 | 36.5 |
| 15 | CROQUET FLORIANE | Artannes | 2003 | 7.8 | 8.7 | 9.8 | 10.0 | 36.3 |
| 16 | BUSSON EMMA | Bléré | 2003 | 0.0 | 8.0 | 10.2 | 10.3 | 28.5 |
| 17 | PLAT ROMANE | Artannes | 2003 | 0.0 | 0.0 | 0.0 | 0.0 | 0.0 |
| | CORNEAU PRUNE * | Artannes 1 (indiv) (indiv) | 2001 | 0.0 | 0.0 | 0.0 | 0.0 | 0.0 |
| | FONTENELLE SASKIA | St Avertin | 2001 | 0.0 | 0.0 | 0.0 | 0.0 | 0.0 |

8. FEMININ NIVEAU5 7-14 ans . SA_DA (individuels)

8.1. Résultats par équipes





| | Equipe | Club |  |  |  |  | Total |
|---|----------|-------------------------------------|--|---|---|---|-------|
| 1 | Artannes | 37--Gymnastique enfants artannes | 39.4 | 36.7 | 39.7 | 44.6 | 160.4 |

8.2. Résultats individuels



| | Gymnaste | Equipe | Annee |  |  |  |  | Total |
|---|-----------------------|----------|-------|--|---|---|---|-------|
| 1 | NADAUD KESSY | Artannes | 2007 | 9.9 | 10.1 | 7.6 | 11.2 | 38.8 |
| 2 | SABOUREUX INES | Artannes | 2007 | 10.0 | 7.5 | 10.1 | 11.1 | 38.7 |
| 3 | BEAUVAIS-MESRINE LILY | Artannes | 2008 | 8.7 | 7.9 | 10.1 | 11.3 | 38.0 |
| | NEAU-MORIN CAPUCINE | Artannes | 2007 | 9.3 | 8.8 | 9.4 | 10.5 | 38.0 |
| 5 | DIAS APOLLINE | Artannes | 2008 | 10.2 | 9.7 | 7.9 | 10.1 | 37.9 |
| 6 | ALBUCHER PAULINE | Artannes | 2005 | 7.5 | 8.1 | 10.1 | 11.0 | 36.7 |

9. FEMININ NIVEAU5 11-15 ans . SA_DA (individuels)

9.1. Résultats par équipes





| | Equipe | Club |  |  |  |  | Total |
|---|------------|--|--|---|---|---|-------------|
| 1 | Luynes | 37--AS LUYNES GYM-ENFANTS | 40.5 | 42.8 | 43.4 | 45.4 | 172.1 |
| 2 | Bléré | 37--Session Gymnastique Artistique Bléré Val de Cher | 39.2 | 39.8 | 41.0 | 43.7 | 163.7 |
| 3 | St Avertin | 37--St-avertin sports | 38.6 | 32.0 | 40.0 | 44.9 | 155.5 |
| 4 | Tours GC | 37--Tours Gymnastique Club | 38.9 | 37.7 | 38.5 | 43.2 | 155.3 (3.0) |

9.2. Résultats individuels



| | Gymnaste | Equipe | Annee |  |  |  |  | Total |
|----|---------------------|-----------------------------|-------|--|---|---|---|-------|
| 1 | FERNANDES CLARA | Luynes | 2004 | 10.5 | 10.8 | 10.9 | 11.1 | 43.3 |
| 2 | SABAU ELINE | Luynes | 2003 | 9.9 | 10.5 | 11.1 | 11.2 | 42.7 |
| 3 | JOSSO JADE | Bléré | 2006 | 10.1 | 11.2 | 10.3 | 11.0 | 42.6 |
| 4 | RAOULAS MANON | Tours GC | 2007 | 9.9 | 11.0 | 10.4 | 10.9 | 42.2 |
| 5 | POTOREL MILA | Bléré | 2006 | 10.3 | 9.9 | 10.4 | 11.2 | 41.8 |
| 6 | SABAU SHANA | Luynes | 2003 | 10.1 | 10.0 | 10.0 | 11.1 | 41.2 |
| | DESIGNES LÉONIE | St Avertin | 2006 | 10.2 | 9.6 | 10.1 | 11.3 | 41.2 |
| 8 | AINARDI MATHILDE | Luynes | 2003 | 10.0 | 8.1 | 11.4 | 11.5 | 41.0 |
| 9 | CHARLES ESTHER | Tours GC | 2005 | 10.2 | 10.6 | 8.6 | 10.8 | 40.2 |
| | FAUDEVET CASSIE | Tours GC | 2005 | 9.8 | 9.4 | 9.8 | 11.2 | 40.2 |
| 11 | CHALLOPAIN CHLOÉ | St Avertin | 2006 | 9.8 | 8.4 | 10.8 | 11.1 | 40.1 |
| 12 | BERTAUT MARION | Bléré | 2006 | 9.5 | 10.0 | 9.3 | 10.9 | 39.7 |
| 13 | FAUQUEMBERGUE ANAÏS | Luynes | 2003 | 8.4 | 9.7 | 9.8 | 11.6 | 39.5 |
| 14 | DAVID ELÉA | Bléré | 2007 | 8.5 | 8.7 | 10.3 | 10.6 | 38.1 |
| 15 | LEBEAUPIN MÉLODIE | St Avertin | 2005 | 8.8 | 7.2 | 10.1 | 11.3 | 37.4 |
| 16 | BUSSON MARINE | Bléré | 2006 | 9.3 | 7.0 | 10.0 | 10.5 | 36.8 |
| 17 | PILLET ROMANE * | Luynes 1 (indiv) (indiv) | 2004 | 8.8 | 8.0 | 10.0 | 9.9 | 36.7 |
| 18 | GARAND BLANCHE | Tours GC | 2006 | 9.0 | 6.7 | 9.7 | 10.3 | 35.7 |
| 19 | FLAMENT JULIETTE | St Avertin | 2005 | 8.5 | 6.8 | 9.0 | 10.3 | 34.6 |
| 20 | CAUVIN VALESKA | Tours GC | 2003 | 9.0 | 6.7 | 8.1 | 10.3 | 34.1 |
| 21 | JACQUES CHLOÉ | St Avertin | 2006 | 9.8 | 3.1 | 8.7 | 11.2 | 32.8 |
| 22 | THOMAS EVA | Luynes | 2003 | 0.0 | 11.5 | 9.3 | 0.0 | 20.8 |
| 23 | KLEIN LÉANDRA | St Avertin | 2006 | 0.0 | 0.0 | 8.2 | 0.0 | 8.2 |

10. FEMININ NIVEAU4 11-15 ans . SA_DA (individuels)

10.1. Résultats par équipes





| | Equipe | Club |  |  |  |  | Total |
|---|--------------|---------------------------------|--|---|---|---|-------|
| 1 | St Avertin 3 | 37--St-avertin sports | 31.9 | 38.3 | 33.8 | 37.9 | 141.9 |
| 2 | Esvres | 37--Gymnastique Sportive Esvres | 32.7 | 35.5 | 31.7 | 38.1 | 138.0 |
| 3 | St Avertin 1 | 37--St-avertin sports | 30.5 | 34.2 | 35.5 | 35.7 | 135.9 |
| 4 | Tours GC | 37--Tours Gymnastique Club | 30.0 | 35.0 | 33.2 | 34.3 | 132.5 |
| 5 | St Avertin 2 | 37--St-avertin sports | 30.5 | 34.1 | 31.6 | 35.2 | 131.4 |

10.2. Résultats individuels

| | Gymnaste | Equipe | Annee |  |  |  |  | Total |
|----|----------------------|--------------|-------|--|---|---|---|-------|
| 1 | JAPPE ALBANNE | St Avertin 3 | 2004 | 10.6 | 12.6 | 11.3 | 12.5 | 47.0 |
| 2 | BEAUBAIS CLARA | St Avertin 3 | 2004 | 9.9 | 12.6 | 11.4 | 12.6 | 46.5 |
| 3 | PASQUINET MATHILDE | St Avertin 1 | 2005 | 10.0 | 11.5 | 12.1 | 12.5 | 46.1 |
| | VALLEE PAOLA | St Avertin 3 | 2004 | 11.0 | 12.0 | 10.3 | 12.8 | 46.1 |
| 5 | CALAS LUCIE | Esvres | 2006 | 10.7 | 12.0 | 10.6 | 12.7 | 46.0 |
| 6 | LHOTE MILA | Esvres | 2006 | 10.8 | 11.8 | 10.6 | 12.6 | 45.8 |
| 7 | RAINGEAUD ELSA | St Avertin 3 | 2004 | 10.3 | 13.1 | 11.1 | 10.8 | 45.3 |
| 8 | PERAULT EMMA | St Avertin 1 | 2004 | 9.8 | 11.9 | 11.7 | 11.4 | 44.8 |
| 9 | LEJEUNE GARANCE | St Avertin 1 | 2004 | 10.7 | 10.5 | 11.7 | 11.8 | 44.7 |
| 10 | DJEKOVIC LORINE | Esvres | 2005 | 9.6 | 11.5 | 10.5 | 12.5 | 44.1 |
| | RIBEIRO LOU | Tours GC | 2004 | 9.5 | 11.8 | 11.5 | 11.3 | 44.1 |
| 12 | DESVIGNES ZOÉ | St Avertin 2 | 2005 | 10.2 | 10.5 | 10.8 | 12.5 | 44.0 |
| | PIVOT ZOÉ | St Avertin 2 | 2005 | 10.3 | 11.7 | 9.7 | 12.3 | 44.0 |
| 14 | PINAU EMMA | Esvres | 2004 | 11.2 | 11.7 | 7.9 | 12.8 | 43.6 |
| 15 | WUILLAUME LUCIE | Tours GC | 2004 | 8.9 | 11.5 | 11.3 | 11.2 | 42.9 |
| 16 | MARTI ELISA | Tours GC | 2003 | 10.2 | 11.7 | 8.2 | 11.6 | 41.7 |
| 17 | SAMMUT AMBRE | St Avertin 1 | 2004 | 9.4 | 10.8 | 10.5 | 10.6 | 41.3 |
| | MILLEY MARIE | St Avertin 3 | 2003 | 9.6 | 8.8 | 10.9 | 12.0 | 41.3 |
| 19 | NATTER INES | Tours GC | 2003 | 9.6 | 10.8 | 10.4 | 10.1 | 40.9 |
| 20 | DE MAGALHAES LAURA | St Avertin 2 | 2005 | 10.0 | 10.0 | 9.4 | 9.1 | 38.5 |
| 21 | FOINE MARION | Tours GC | 2003 | 10.2 | 8.7 | 8.0 | 11.4 | 38.3 |
| 22 | SCULO NOHEMY | Esvres | 2006 | 10.4 | 11.1 | 5.0 | 11.3 | 37.8 |
| 23 | LEBOUTEILLER MAÏWEEN | St Avertin 2 | 2006 | 9.2 | 0.0 | 11.1 | 10.4 | 30.7 |
| 24 | HACQUE MATHILDE | St Avertin 2 | 2007 | 0.0 | 11.9 | 0.0 | 0.0 | 11.9 |
| 25 | GIFFARD MARINE | St Avertin 1 | 2005 | 0.0 | 0.0 | 0.0 | 0.0 | 0.0 |

11. FEMININ NIVEAU4 11 + . SA_DA (individuels)

11.1. Résultats par équipes

| | Equipe | Club |  |  |  |  | Total |
|---|----------|----------------------------------|--|---|---|---|-------|
| 1 | Artannes | 37--Gymnastique enfants artannes | 31.3 | 37.1 | 33.2 | 37.0 | 138.6 |
| | Esvres | 37--Gymnastique Sportive Esvres | 31.5 | 35.0 | 34.9 | 37.2 | 138.6 |
| 3 | Tours GC | 37--Tours Gymnastique Club | 29.9 | 32.9 | 33.6 | 36.5 | 132.9 |

11.2. Résultats individuels

| | Gymnaste | Equipe | Annee |  |  |  |  | Total |
|----|------------------|-------------------------------|-------|--|---|---|---|-------|
| 1 | PINEAU MAELLA | Esvres | 2003 | 10.9 | 12.5 | 11.1 | 12.5 | 47.0 |
| 2 | DURAND ANNE-LISE | Artannes | 1982 | 10.3 | 12.1 | 10.7 | 12.3 | 45.4 |
| 3 | LATAPIE LÉA | Artannes | 2001 | 9.6 | 12.1 | 11.1 | 12.4 | 45.2 |
| | PLISSON ELSA | Artannes | 1994 | 10.0 | 11.7 | 11.2 | 12.3 | 45.2 |
| | NICOLAS JULIETTE | Esvres | 1998 | 9.9 | 10.3 | 12.7 | 12.3 | 45.2 |
| 6 | CADOT MORGANE | Artannes | 1987 | 10.6 | 12.9 | 10.9 | 10.7 | 45.1 |
| | DENIAU LOUISE | Esvres | 2003 | 9.7 | 12.2 | 10.8 | 12.4 | 45.1 |
| | BELLAMY ANNA | Tours GC | 2000 | 9.4 | 11.4 | 11.7 | 12.6 | 45.1 |
| 9 | DUPUIS JULIE | Tours GC | 1995 | 11.0 | 10.6 | 11.6 | 11.6 | 44.8 |
| 10 | BONVIN ANAÏS | Artannes | 1998 | 10.4 | 11.9 | 10.9 | 10.9 | 44.1 |
| 11 | BESNARD CELIA | Tours GC | 1993 | 9.5 | 10.9 | 10.3 | 11.2 | 41.9 |
| 12 | MOTARD HELENE * | Artannes 1 (indiv) (indiv) | 1988 | 8.8 | 11.2 | 9.5 | 11.3 | 40.8 |
| 13 | CRIBELLIER NOA | Esvres | 2003 | 10.7 | 0.0 | 11.1 | 11.0 | 32.8 |
| 14 | BESNARD CAMILLE | Tours GC | 1996 | 0.0 | 9.4 | 7.7 | 12.3 | 29.4 |
| 15 | JUBLIN ILONA | Esvres | 2004 | 0.0 | 0.0 | 0.0 | 0.0 | 0.0 |
| | LACROIX JULIE | Tours GC | 2000 | 0.0 | 0.0 | 0.0 | 0.0 | 0.0 |