

**Résultats de la compétition**  
***Finales nationales UFOLEP***  
***Crolles***  
***8 et 9 juin 2019***

# 1. MASCULIN NIVEAU3 11 + . SA\_DA (individuels)

## 1.1. Résultats par équipes

	Equipe	Club							Total
1	Castelnau le Lez	34--GSL34.com - Castelnau le Lez	37.7	35.6	38.2	37.5	37.4	36.7	223.1
2	Amplepuis	69--La fraternelle	37.2	34.1	36.5	39.2	37.6	36.7	221.3
3	Halluin	59--Halluin	37.9	33.8	38.5	37.4	37.1	33.9	218.6
4	St Genis les Ollières	69--Entente St genoise	35.5	31.2	35.6	36.3	36.1	28.3	203.0
5	Wattrelos	59--La patriote de wattrelos	34.1	30.6	36.0	36.1	33.3	32.5	202.6
6	Champigny	94--RSCChampigny gym	34.8	27.0	30.3	35.5	31.8	30.6	190.0
7	Houilles	78--Avant-Garde de Houilles	36.4	20.5	27.0	35.9	32.7	32.5	185.0
8	Cournon	63--Cournon d'Auvergne Gym	32.4	25.1	31.2	36.2	28.3	27.9	181.1
9	Bourg de Thizy	69--Enfants de la trambouze	29.9	29.1	31.6	31.8	28.7	27.2	178.3





## 1.2. Résultats individuels

	Gymnaste	Equipe	Anne e							Total
1	DA SILVA FLORIAN	Amplepuis	1992	13.1	12.9	13.1	13.0	13.6	12.8	78.5
2	GADEYNE NICOLAS	Halluin	2000	12.6	12.9	13.0	12.8	13.0	11.1	75.4
3	MARQUES OSCAR	Castelnau le Lez	2002	10.8	13.2	13.1	12.5	13.2	12.3	75.1
4	BUTTY PIERRICK	Amplepuis	2002	13.0	10.8	12.3	13.2	12.3	13.2	74.8
5	GALLEA FAUSTIN	St Genis les Ollières	1998	12.3	12.1	13.2	12.9	12.1	11.7	74.3
6	VAN-PRAET BRYAN	Wattrelos	1996	12.4	12.0	13.2	12.5	12.9	11.1	74.1
7	BERTRAND NICOLAS	Castelnau le Lez	2003	12.6	12.3	11.0	12.5	12.3	12.8	73.5
8	GRECK ADRIEN	Cournon	2000	11.8	12.1	12.3	12.4	11.9	12.4	72.9
9	DA SILVA YOANN	Champigny	1996	12.2	11.3	12.9	11.7	11.2	11.6	70.9
10	ROLAND GREGORY	Wattrelos	1994	9.8	11.9	13.0	11.6	11.6	12.3	70.2
11	VANOVERBERGUE KEVIN	Halluin	1992	11.7	10.0	12.9	11.8	12.2	11.3	69.9
12	MARTIN THÉODORE	Castelnau le Lez	2004	12.7	10.1	12.3	11.8	11.9	11.0	69.8
13	VANOVERBERGHE ROMAIN	Halluin	1995	12.5	8.8	10.7	12.7	11.9	11.5	68.1
14	CHRISTOPHLE REMI	Amplepuis	1991	11.1	10.4	11.1	13.0	11.7	10.7	68.0
15	PEREIRA DE REZENDE ANTHONY	Halluin	2002	11.4	10.9	12.6	11.9	11.0	10.0	67.8
16	COURT ADRIEN	Houilles	1999	12.4	9.6	10.0	12.1	11.1	10.0	65.2
	GIZOLME MARTIN	St Genis les Ollières	2002	12.4	9.9	9.7	12.2	11.9	9.1	65.2
18	MATHIEU VINCENT	Champigny	1995	10.9	10.5	11.1	11.7	10.6	10.1	64.9
19	VIANE SYLVAIN	Halluin	1989	12.8	7.3	12.0	11.2	10.5	8.9	62.7
20	JOUSSE FOUCAULD	St Genis les Ollières	2001	10.8	9.2	11.1	11.2	12.1	7.5	61.9
21	BOURASSAUD JULIEN	Bourg de Thizy	1996	9.8	9.7	9.6	10.5	9.8	11.0	60.4
22	FERREIRA THOMAS	Houilles	2001	11.7	5.3	6.7	12.2	11.3	11.8	59.0
23	LANG NICOLAS	Cournon	1999	9.8	8.2	10.3	11.9	9.3	9.4	58.9
24	N TELA SIMON	Wattrelos	1999	11.8	5.9	9.8	12.0	8.8	9.1	57.4
25	NARBOUX NATHAN	Bourg de Thizy	1997	7.4	10.6	10.2	10.4	9.3	8.4	56.3
26	PEYRAUD ALEXIS	Amplepuis	2001	10.8	8.3	10.3	12.3	8.5	5.7	55.9
27	PICHON ALEXIS	Houilles	1999	10.7	5.4	8.4	11.0	10.3	10.0	55.8
28	BENDJABALLAH MOHAMED	Houilles	1999	12.3	5.5	8.6	11.6	6.9	10.7	55.6
29	PONTILLE STEPHANE	Bourg de Thizy	1998	9.8	7.1	9.6	10.8	9.6	7.8	54.7

30	PRADIER VINCENT	Castelnau le Lez	1999	0.0	8.4	12.8	11.7	9.5	11.6	54.0
31	BARBOSA ALVES RODRIGO	Champigny	2006	11.7	2.8	6.3	12.1	10.0	8.9	51.8
32	LATHUILLERE HADRIEN	Bourg de Thizy	1992	10.3	8.8	11.8	10.5	8.9	0.0	50.3
33	FOUILLIT LOHE	Cournon	2005	10.8	4.8	8.6	10.8	7.1	6.1	48.2
34	GUILLOT GEOFFREY	Houilles	2000	10.1	5.2	8.0	10.5	7.1	6.5	47.4
35	BEGUE FLORIAN	Castelnau le Lez	1995	12.4	0.0	5.5	12.5	10.5	0.0	40.9
36	POTTIER MAXENCE	Wattrelos	2002	9.9	5.6	6.2	11.1	3.2	4.3	40.3
37	POTTIER ROMAIN	Wattrelos	2000	8.3	6.7	2.7	11.1	6.7	0.0	35.5
38	IAFRATE KEVIN	Amplepuis	1989	9.1	5.1	6.5	10.4	0.0	0.0	31.1
39	DREUX JUSTIN	St Genis les Ollières	2001	0.0	8.5	11.3	0.0	9.7	0.0	29.5
40	LONGER KYLIAN	Cournon	1997	9.1	0.0	0.0	11.9	6.3	0.0	27.3
41	ZNAGZE ABDERRAHINE	Champigny	2004	8.8	5.2	0.0	10.2	0.0	0.0	24.2

## 2. FEMININ NIVEAU7 11 + . SA\_DA (individuels)

### 2.1. Résultats par équipes

	Equipe	Club					Total
1	La Tour du Pin	38--L'alerte gymnastique la tour du pin	39.4	41.1	39.0	40.9	160.4
2	Vaureal	95--Egv	38.3	40.8	39.5	41.2	159.8
3	Meyzieu	69--FJEP Meyzieu	38.7	39.2	39.2	42.0	159.1
4	Portet sur Garonne	31--Portet gym	37.0	41.5	38.8	41.7	159.0
5	Villeneuve sur Yonne	89--Elan Gymnique de Villeneuve sur Yonne	38.3	39.5	39.6	41.4	158.8
6	Croix	59--Patriote de Croix	37.8	39.4	39.4	41.9	158.5
7	Loriol	26--Groupe omnisports loriolais (gol)	37.8	39.6	38.9	41.3	157.6
8	Moissy	77--Moissy gym	38.4	39.5	39.6	39.4	156.9
9	Fontenay	78--ASFF Gymnastique Fontenay le Fleury	38.9	39.3	39.1	38.9	156.2
10	Chappes LG	63--Chappes Limagne Gym	37.3	37.3	39.3	41.4	155.3
11	Cerny	91--Gymnastique sportive de cerny	37.8	38.3	38.6	40.4	155.1
12	Le Bouscat	33--Union Sportive Bouscataise Gym	34.6	39.6	38.6	40.7	153.5
13	Blaye	33--A.L.BLAYE GYM	35.9	37.6	38.4	41.2	153.1
	Montpellier MUC	34--MUC GYM	35.9	36.5	38.8	41.9	153.1
15	Muret	31--Le Ralliement	38.0	36.8	37.2	40.9	152.9
16	Carnoux Cassis	13--Carnoux - Cassis	35.9	37.8	38.5	40.2	152.4
17	Chatel-Guyon	63--La vigilante	35.2	37.4	37.9	41.6	152.1
18	Gerzat	63--Etoile Sportive Gerzatoise	36.0	36.7	37.5	39.5	149.7

### 2.2. Résultats individuels





	Gymnaste	Equipe	Annee					Total
1	DA CRUZ FIONA	Villeneuve sur Yonne	2001	11.0	9.8	9.9	10.4	41.1
2	GUILLET LISA	La Tour du Pin	2005	10.4	9.9	9.9	10.5	40.7
3	CHUZEVILLE CLARA	La Tour du Pin	2005	10.0	10.7	9.7	10.1	40.5
4	HARANG MEGANE	Cerny	1999	9.9	9.9	10.0	10.6	40.4
5	BENSE SOLENE	Vaureal	2005	9.3	10.2	10.0	10.6	40.1
	ROUSSEAU LYLOU	Vaureal	2004	9.2	10.3	10.0	10.6	40.1
	ADOU LEVEY	Moissy	2007	10.0	10.0	10.0	10.1	40.1
8	PAUL ATENEA	Portet sur Garonne	2005	9.2	10.8	9.6	10.4	40.0
9	GAJDA JUSTINE	Meyzieu	2002	9.8	10.2	9.4	10.5	39.9
10	SANOGO AMELYA	Vaureal	2007	10.2	9.7	9.7	10.0	39.6
	AUBERT EMMA	Loriol	2007	9.2	10.2	9.9	10.3	39.6
	EYRAUD MAIWENN	Blaye	2007	9.8	9.4	9.8	10.6	39.6
	LUBUNGU NINA	Meyzieu	2007	9.8	9.8	9.7	10.3	39.6
	DARDENNE CARLA	Fontenay	2007	9.5	10.3	9.7	10.1	39.6
	LOPES YAMNA	Croix	2002	9.2	9.9	9.8	10.7	39.6
16	PETRAU KELYA	La Tour du Pin	2005	9.9	9.9	9.3	10.4	39.5
17	PLAGES AMANDINE	Chappes LG	2006	9.5	9.9	9.7	10.3	39.4
18	FORGAC MAELIS	Portet sur Garonne	2005	9.4	10.3	9.2	10.4	39.3
	GRANGE ADELE	Croix	2007	9.5	9.9	9.6	10.3	39.3

20	CAL YAREN	Vaureal	2006	9.6	10.0	9.8	9.8	39.2
	ROSSEL LOLA	Portet sur Garonne	2005	8.7	10.2	9.9	10.4	39.2
22	LARGILLIERE LEA	Croix	2006	10.1	9.0	9.7	10.3	39.1
	ROUSIERES PERRINE	Villeneuve sur Yonne	2000	9.3	9.5	10.0	10.3	39.1
	VILLEMER ALYSSIA	Villeneuve sur Yonne	1998	9.1	10.0	9.7	10.3	39.1
25	CHAPUS LENA	Cerny	2005	9.6	9.5	9.9	10.0	39.0
	GARNIER LAURA	Loriol	2007	9.5	9.6	9.5	10.4	39.0
27	LAGRAND LAURA	Moissy	2007	10.0	9.3	9.8	9.8	38.9
28	LEMONNIER MARIE	Fontenay	2007	10.2	9.3	9.6	9.7	38.8
29	LADREYT LENA	Loriol	2004	9.3	9.2	9.8	10.4	38.7
	DUCOS BONNIE	Portet sur Garonne	2005	8.1	10.2	9.9	10.5	38.7
	LUCE MARINE	Chatel-Guyon	2003	9.2	9.6	9.4	10.5	38.7
	SILVA DA ROCHA ANAIS	Fontenay	2006	8.9	10.0	9.8	10.0	38.7
	HANOT BERENICE	Croix	2003	9.0	9.5	9.9	10.3	38.7
	BOBENRIETH MARINE	Villeneuve sur Yonne	2005	8.7	10.1	9.8	10.1	38.7
35	JACQUET FELIZE	Chappes LG	2006	9.6	9.4	9.7	9.9	38.6
	VANRIEST MAE	Croix	2006	9.0	9.7	10.0	9.9	38.6
37	PORTERET EMMA	La Tour du Pin	2005	9.1	10.0	9.5	9.9	38.5
	ROGUE MANON	Chatel-Guyon	2004	9.3	8.5	10.0	10.7	38.5
	MARCELINO AURIANE	Meyzieu	2003	8.7	9.9	9.6	10.3	38.5
	GAULIN INES	Le Bouscat	2007	8.9	9.8	9.8	10.0	38.5
	PAGEOT SELLIER EVE	Le Bouscat	2006	8.8	9.7	9.6	10.4	38.5
42	BLONDEL MANON	Vaureal	2002	8.7	10.3	9.4	10.0	38.4
	CUSERNE NATACHA	Loriol	2006	9.8	8.7	9.7	10.2	38.4
	LABELLE LAURIANE	Muret	2007	9.6	9.1	9.5	10.2	38.4
	SARRAZIN LAURA	Muret	2007	9.0	9.3	9.6	10.5	38.4
46	SALORT ANNA	Montpellier MUC	2007	8.6	9.5	9.8	10.4	38.3
47	NSIR DINA	Fontenay	2006	9.6	9.5	10.0	9.1	38.2
48	MARIE CAMILLE	Muret	2007	10.0	9.2	9.2	9.7	38.1
	DENEUVILLE CONSTANT ELSA	Chappes LG	2007	8.5	9.6	10.0	10.0	38.1
50	JORDAO-CUIKIC IVANA	Moissy	2006	8.9	9.9	9.5	9.7	38.0
	WATCHER LISSANDRA	Moissy	2007	8.0	10.3	9.9	9.8	38.0
	ZANCANARO LEA	Loriol	2004	8.5	9.8	9.5	10.2	38.0
	ZAKI HANA	Blaye	2004	9.4	9.4	9.7	9.5	38.0
	BERNARD MICHEL JEANNE	Montpellier MUC	2006	8.6	9.1	9.8	10.5	38.0
	ANTOINE SARAH	Chappes LG	2006	9.0	8.4	9.8	10.8	38.0
	CARLIER LEA	Croix	2001	8.7	9.9	8.8	10.6	38.0
57	DA SILVA ZOE	Cerny	2006	9.3	9.1	9.4	10.1	37.9
	MANJOT CLEMENCE	Meyzieu	2006	10.1	9.2	8.8	9.8	37.9
59	MOUGNANGOLA LUNA	Carnoux Cassis	2007	8.5	10.2	9.7	9.4	37.8
60	NAVERY ISLEY	Loriol	2007	8.5	10.0	9.1	10.1	37.7
	CHARBONNEL LOUISE	Montpellier MUC	2005	8.1	9.5	9.5	10.6	37.7
62	GOMES CLARA	Gerzat	2007	8.9	9.3	9.5	9.9	37.6
	RAMADIER AMANDINE	Montpellier MUC	2006	9.3	8.3	9.6	10.4	37.6
64	DUPRAT JULIE	La Tour du Pin	2005	7.3	10.5	9.8	9.9	37.5
65	COMIN CHIARA	Portet sur Garonne	2005	9.7	8.4	9.4	9.9	37.4
	FIRON ORANE	Carnoux Cassis	2007	8.1	9.4	9.3	10.6	37.4
67	LAFITTE CHLOE	Le Bouscat	2007	8.3	9.0	9.6	10.4	37.3
68	MAGENDIE JULIETTE	Blaye	2007	8.7	8.1	9.4	10.9	37.1
	GALTIER ANAIS	Fontenay	2007	9.6	9.5	9.4	8.6	37.1
	MIGNOT LAURA	Chappes LG	2007	9.2	7.8	9.8	10.3	37.1
	BLAMM STELLA	Le Bouscat	2007	8.6	9.8	9.6	9.1	37.1
	SISCO ELEA	Carnoux Cassis	2006	9.0	9.7	9.8	8.6	37.1
73	DAMOUR MAEVA	Meyzieu	2000	9.0	9.3	9.9	8.8	37.0
	LE COSTOEC MAELLE	Le Bouscat	2006	8.1	10.3	8.7	9.9	37.0
75	LARSONNEUR MILA	Moissy	2007	8.7	9.0	9.9	9.3	36.9





	THOMAS LEANNE	Moissy	2007	9.5	8.8	9.2	9.4	36.9
77	MADELAINÉ EMILIE	Gerzat	2005	8.9	9.5	9.0	9.4	36.8
	PENY CLELIA	Gerzat	2004	8.5	8.7	9.3	10.3	36.8
79	ANDRAUD JUSTINE	Chatel-Guyon	2005	7.7	9.7	9.0	10.3	36.7
80	LUCE OCEANE	Chatel-Guyon	2005	8.0	9.0	9.5	10.1	36.6
	BOURÉ FUMAR ANAÏS	Blaye	2006	7.4	9.5	9.5	10.2	36.6
82	RAMIREZ MARION	Cerny	2005	9.0	8.5	9.3	9.7	36.5
	CORBOU ENORA	Gerzat	2006	8.0	9.2	9.6	9.7	36.5
	HOESTLANOT AURORE	Carnoux Cassis	2006	8.8	8.5	9.4	9.8	36.5
85	GIRMA VIDAL CHLOE	Muret	2006	9.4	7.8	8.9	10.3	36.4
	HERICHER JADE	Muret	2004	8.7	9.2	8.6	9.9	36.4
	GUIGUITANT NOEMIE	Meyzieu	2004	8.1	7.4	10.0	10.9	36.4
88	SIMONETTI EMMA	Montpellier MUC	2005	9.4	8.4	9.2	9.2	36.2
89	ABRIVARD ZOE	Blaye	2007	8.0	9.3	9.1	9.4	35.8
90	VENCES LÉA	Chatel-Guyon	2005	8.6	9.1	8.4	9.6	35.7
91	ALIX JORDANE	Chatel-Guyon	2006	8.1	9.0	9.0	9.5	35.6
	BERARD MARCHE LISA	Gerzat	2007	9.7	7.9	9.1	8.9	35.6
93	RABOISSON LISA	Carnoux Cassis	2006	9.2	5.8	9.6	10.4	35.0
94	RIVIERE-DESPAGNE DORIANE	Blaye	2007	7.5	9.0	9.1	8.9	34.5
95	VIALLARD LUCIE	Gerzat	2006	7.9	7.2	8.6	9.6	33.3
96	AUDET PAVLOVSKI EVA	Cerny	2004	7.8	4.0	9.3	9.1	30.2
97	KERMABON ELODIE	Villeneuve sur Yonne	2005	0.0	9.6	9.5	10.4	29.5
98	DAHIA M BARKA	La Tour du Pin	2005	0.0	9.9	9.6	9.9	29.4
99	HERMEY MAELLE	Villeneuve sur Yonne	2003	8.9	0.0	9.9	10.3	29.1
10 0	MERZOUG KIMLYNE	Cerny	2006	0.0	9.8	9.3	9.6	28.7
10 1	BADRI SARAH	Montpellier MUC	2005	0.0	7.4	9.6	9.4	26.4
10 2	GOMES MANON	Vaureal	2005	0.0	4.9	9.4	9.8	24.1
10 3	RANSILHAC LILLY	Carnoux Cassis	2006	8.9	0.0	0.0	8.9	17.8

### 3. FEMININ NIVEAU5 11 + . SA\_DA (B) (individuels)

#### 3.1. Résultats par équipes

	Equipe	Club					Total
1	Gerland Mouche	69--A. L. gerland mouche	40.5	46.4	45.1	45.1	177.1
2	St Priest	69--Gymnique association saint priest	41.4	43.9	43.9	46.0	175.2
	L'Isle d'Abeau	38--LA GYM DABEAU	41.1	44.7	43.7	45.7	175.2
4	Osny	95--Espoirs gymniques d'osny	41.5	44.9	43.6	44.9	174.9
5	Beauchamp	95--Arabesque gymnique Beauchamp	41.6	42.9	45.3	44.8	174.6
6	Portet sur Garonne	31--Portet gym	38.9	45.0	43.9	46.2	174.0
7	Limours	91--Limours	41.9	43.5	42.5	45.1	173.0
8	Moissy	77--Moissy gym	39.1	42.8	41.6	45.9	169.4
9	Mur es Allier	63--CIG Mur es allier	29.7	39.9	40.3	31.9	141.8

#### 3.2. Résultats individuels






	Gymnaste	Equipe	Annee					Total
1	JEANNET AMANDINE	Osny	1987	10.7	12.1	11.2	12.0	46.0
2	DEWAELE JENNIE	L'Isle d'Abeau	1981	11.1	12.0	10.8	11.9	45.8
3	SKWARA MARINE	Beauchamp	1994	10.7	11.4	11.7	11.5	45.3
4	LEBON MAEVA	Limours	1995	10.8	11.8	10.7	11.5	44.8
5	MARZE LOU	Gerland Mouche	2002	10.2	11.4	11.2	11.6	44.4
6	GUIGUET JADE	St Priest	1998	10.1	11.4	10.7	11.9	44.1
	ROBIN LUNA	Gerland Mouche	2003	10.0	11.9	11.1	11.1	44.1
8	BONELLI JULIA	Moissy	2005	10.1	11.0	11.1	11.7	43.9
9	CATIGNOL MARINE	Mur es Allier	2000	10.2	10.8	11.2	11.5	43.7
10	SANTOS LEANE	Gerland Mouche	2006	9.9	10.8	11.5	11.4	43.6
11	BEKAKCHA LOLITA	Gerland Mouche	1999	9.6	11.5	11.3	11.0	43.4
	DOUARD LAURIE	Portet sur Garonne	1994	9.5	11.1	11.1	11.7	43.4
13	MATHURIN LEANE	St Priest	2003	10.0	11.3	11.2	10.8	43.3
	ROBIN MAYA	Gerland Mouche	1998	9.7	11.5	11.1	11.0	43.3
15	KERRAND LAUREEN	Beauchamp	2003	10.3	10.4	11.1	11.4	43.2
	DROUET MORGANE	Osny	2002	10.1	10.8	11.2	11.1	43.2
	RODRIGUEZ VICTORIA	Gerland Mouche	2000	10.4	11.5	11.0	10.3	43.2
18	COUSSEVAL ANNABELLE	Beauchamp	1989	10.4	10.7	11.2	10.8	43.1
	EL GROMBALI HELLA	St Priest	1996	10.5	10.3	10.8	11.5	43.1
20	THOMAS CORALIE	Beauchamp	1996	10.2	10.4	11.3	11.1	43.0
	PRAS CAROLINE	Portet sur Garonne	1977	9.6	10.7	11.1	11.6	43.0
	ROSSIGNOL CASSANDRA	Limours	2001	10.5	10.7	10.4	11.4	43.0
23	MEGNIGBETO ERYNE	St Priest	2001	10.8	10.6	10.0	11.4	42.8
	MONTARIOL TONIN LAURIE	Portet sur Garonne	1998	9.4	11.9	10.1	11.4	42.8
25	BOUCHACOURT CLARA	L'Isle d'Abeau	2004	9.6	10.5	11.1	11.5	42.7
26	RODRIGUES EMILIE	St Priest	1997	9.9	10.3	11.2	11.2	42.6
27	CADART LAURA	L'Isle d'Abeau	1992	10.0	11.3	9.9	11.1	42.3
28	NAEGELY MAEVA	Portet sur Garonne	1996	9.1	11.3	10.7	11.1	42.2
29	LECANU ANDREA	Osny	1998	10.7	10.7	9.8	10.8	42.0
	FLOHIC MAELA	Limours	2001	10.5	10.5	10.3	10.7	42.0

31	FRESQUET MATHILDE	Osny	2002	10.0	10.6	10.3	11.0	41.9
	PINON CHLOE	Limours	2002	9.4	10.5	11.0	11.0	41.9
33	BOUCHERIE LOANNE	Portet sur Garonne	1999	9.9	10.0	10.4	11.5	41.8
34	AUGUSTYNEK JULIETTE	Portet sur Garonne	2000	9.9	10.1	11.0	10.6	41.6
	DUMENIL HELOISE	L'Isle d'Abeau	2003	9.8	10.6	10.1	11.1	41.6
36	MINIER KLERVI	Beauchamp	1998	10.0	10.1	10.6	10.8	41.5
37	DIEPPOIS CHARLOTTE	Osny	1988	8.8	11.3	10.6	10.7	41.4
38	REBEYROL EMMA	Osny	2000	10.0	10.6	10.6	10.1	41.3
39	JEANNEAU LEA	L'Isle d'Abeau	2003	10.2	10.2	10.9	9.8	41.1
40	GUILLEMIN JUSTINE	L'Isle d'Abeau	2003	8.0	10.8	10.9	11.2	40.9
	ROBERT CAPUCINE	Limours	2006	10.0	9.3	10.4	11.2	40.9
42	HERVAS LAURA	St Priest	1994	9.8	10.6	10.0	10.3	40.7
43	PARENT JULIE	Limours	1998	10.1	9.8	9.7	10.9	40.5
44	BORDES CELIA	Moissy	1999	9.6	10.3	9.1	11.3	40.3
45	BENSIALI SARA	Moissy	2006	9.9	9.0	9.8	11.3	40.0
46	BOUSQUET ORANE	Moissy	2005	9.5	9.6	9.6	10.9	39.6
47	COUVREUR ALICIA	Moissy	2005	7.7	10.4	9.6	11.4	39.1
48	PEREIRA MAELYS	Mur es Allier	2001	9.9	8.1	10.2	10.4	38.6
49	NOVIELLO SARAH	Mur es Allier	2003	9.6	6.4	9.3	10.0	35.3
50	NOTA AMANDINE	Moissy	1989	0.0	11.1	11.1	11.5	33.7
51	VIEILLE LEONORE	Beauchamp	1997	0.0	0.0	9.4	10.7	20.1
52	VALLUCHE SANDRA	Mur es Allier	1999	0.0	10.1	9.6	0.0	19.7
53	RAMADE CAMILLE	Mur es Allier	1999	0.0	10.9	0.0	0.0	10.9









## 4. MASCULIN NIVEAU5 11 + . SA\_DA (individuels)

### 4.1. Résultats par équipes

	Equipe	Club							Total
1	Gannat	3--entente gymnique gannatoise	42.7	44.3	43.4	43.5	42.8	45.7	262.4
2	Crolles	38--Gym et rythme crolles	41.7	36.0	43.6	41.8	44.8	45.4	253.3
3	Fives	59--St maurice fives	42.1	37.4	40.8	43.9	44.9	42.8	251.9
4	Gardanne	13--Gardanne	38.9	37.5	42.7	43.1	44.6	43.8	250.6
5	Tonneins	47--Gym pour tous sj tonneins	37.1	34.6	44.5	40.7	44.0	43.3	244.2
6	Beauchamp	95--Arabesque gymnique Beauchamp	35.3	37.3	40.9	43.3	43.1	39.1	239.0
7	Rungis	94--Rungis	34.9	36.0	42.1	41.1	42.9	41.3	238.3
8	Brindas	69--A.s.brindas	34.8	34.8	39.5	41.2	40.8	38.2	229.3
9	Issoire	63--L issoirienne	33.6	32.7	38.8	39.6	41.8	36.8	223.3





### 4.2. Résultats individuels

	Gymnaste	Equipe	Annee							Total
1	DALENCON ADRIEN	Gannat	1991	11.0	11.7	10.7	11.2	11.5	11.7	67.8
2	LALLEMANT GAUTIER	Fives	2003	11.0	9.7	11.2	11.2	11.7	11.1	65.9
3	DAUGE GABRIEL	Gannat	2004	10.7	11.1	10.8	10.6	10.9	11.2	65.3
4	COMANDONE MATTEO	Crolles	2007	11.0	9.3	11.1	10.3	10.9	11.7	64.3
5	POURIEUX ARTHUS	Gannat	2005	11.1	10.5	10.5	10.7	10.1	11.2	64.1
6	VANGVIRACHITH ZAO	Crolles	2007	10.4	8.6	11.1	10.4	11.7	11.5	63.7
7	DALL'AVA REMI	Tonneins	1986	9.1	9.1	11.6	10.2	11.6	11.6	63.2
	LANCERY ROMAIN	Gardanne	2004	9.2	10.1	11.1	11.0	10.8	11.0	63.2
9	ROUMANI LORIS	Gardanne	2006	10.7	8.9	10.8	10.7	11.4	10.5	63.0
10	MARTINET LUCA	Crolles	2007	10.4	9.5	10.7	10.4	10.9	11.0	62.9
11	PERRIN JEROME	Gannat	2003	8.8	11.0	11.4	11.0	9.0	11.6	62.8
12	LARMINAT THEO	Gardanne	2005	9.7	9.9	10.5	10.6	11.1	10.9	62.7
13	BOUCHER KIM	Fives	2003	10.8	9.7	9.8	10.9	10.7	10.5	62.4
	DUPOUY ANDY	Tonneins	2004	10.2	9.4	11.4	9.9	10.7	10.8	62.4
15	BOUDOU ETHAN	Beauchamp	2003	9.2	10.5	10.4	10.9	11.1	10.2	62.3
16	COUTURIER QUENTIN	Fives	1999	9.8	9.0	9.9	11.1	11.6	10.6	62.0
17	TOFFOLI ANTHONY	Tonneins	1992	8.3	9.2	11.5	10.7	11.3	10.7	61.7
	GUILLOT MATISSE	Brindas	2005	9.2	9.6	10.7	11.3	11.0	9.9	61.7
19	COUTURIER FLORIAN	Fives	2002	10.5	9.0	9.9	10.7	10.9	10.6	61.6
20	LIONS JEAN-BAPTISTE	Rungis	1982	8.9	9.6	10.9	10.7	10.8	10.5	61.4
21	FONSECA EDWIN	Rungis	1997	9.1	9.8	10.4	10.7	10.7	10.2	60.9
22	CHANOIS MELVYNE	Crolles	2003	9.1	8.4	10.7	9.4	11.3	11.2	60.1
23	GUIRAO KILLIAN	Crolles	2006	8.7	8.6	10.3	10.7	10.8	10.4	59.5
24	PIEGAY ANTONY	Brindas	2006	9.9	8.7	10.4	10.0	10.8	9.5	59.3
25	MOLLE ARNAUD	Rungis	1989	9.7	7.9	10.5	10.0	10.7	9.6	58.4
26	PERRIN MATIYAS	Issoire	2005	9.4	9.2	9.6	10.3	10.7	9.1	58.3
27	HAMMACHE LILIAN	Beauchamp	2003	9.0	7.6	11.1	10.3	10.8	9.4	58.2
	PERRIN PIERRE	Gannat	2003	9.9	8.8	9.3	9.9	10.3	10.0	58.2
29	MOLINA MATHIS	Gardanne	2004	7.0	8.1	10.3	10.1	11.3	11.3	58.1
30	MECONI MATHIEU	Gardanne	2002	9.3	8.6	10.3	10.8	8.3	10.6	57.9
31	JOLIVET OIHAN	Issoire	2005	8.1	8.4	10.2	10.9	10.7	9.5	57.8





32	SPINOSA NATHAN	Rungis	2005	7.2	8.7	10.3	9.7	10.7	10.4	57.0
33	LE MOELLE EVAN	Beauchamp	2003	6.2	9.6	9.3	10.7	10.3	10.7	56.8
34	COSSON THIBAUT	Beauchamp	1990	9.0	8.6	8.1	11.1	10.9	8.8	56.5
	JARZAC KAIS	Crolles	2006	9.9	6.2	9.7	9.5	10.5	10.7	56.5
36	DALLA CIA ROMAIN	Tonneins	2006	9.5	6.9	9.4	9.9	10.4	10.2	56.3
37	FERROUDJ DIWAN	Issoire	2004	9.4	7.5	8.1	9.5	10.3	9.5	54.3
	PIOT NATHAN	Brindas	2004	7.9	8.2	9.1	10.2	8.7	10.2	54.3
39	HOCEINI BASTIEN	Brindas	2005	7.8	8.3	9.3	9.7	10.3	8.6	54.0
40	NUNES BAPTISTE	Beauchamp	2003	8.1	8.6	10.1	9.3	9.7	7.8	53.6
41	PALOMO GIMENEZ DANIEL	Tonneins	2007	8.2	4.7	10.0	9.8	10.2	9.3	52.2
42	LE GUYADER NICKY	Rungis	1963	6.7	5.6	9.8	8.6	8.8	10.2	49.7
43	TRIBOULET KASEY	Issoire	2004	6.7	5.4	10.1	8.9	8.8	8.7	48.6
44	VIALLET AXEL	Issoire	2005	6.2	7.6	8.9	8.6	10.1	6.7	48.1
45	BIGAS FLORIAN	Beauchamp	1999	3.9	1.3	5.6	10.6	7.9	8.6	37.9
46	FRANCOIS JAMES	Rungis	1968	6.9	6.1	0.0	0.0	8.3	8.2	29.5

## 5. FEMININ NIVEAU4 11-15 ans . SA\_DA (individuels)

### 5.1. Résultats par équipes

	Equipe	Club					Total
1	Privas	7--Sc privas gym	33.1	37.8	37.9	37.1	145.9
2	Haubourdin	59--Haubourdin gym	32.7	38.8	36.7	37.3	145.5
	Crolles	38--Gym et rythme crolles	33.1	37.0	37.8	37.6	145.5
4	Roanne	42--Amicale laïque de jeunes filles de roanne	31.6	38.1	36.5	37.3	143.5
5	Eragny	95--Gsa eragny	30.4	37.1	37.7	37.1	142.3
6	Lormont 1	33--Club gymnique lormontais	30.9	36.0	37.6	37.2	141.7
7	Perpignan	66--Uscm	30.4	38.1	35.4	37.5	141.4
8	Villeneuve sur Lot	47--Cercle gymnique villeneuvois	31.4	36.5	36.0	37.3	141.2
9	Chilly Morangis	91--Cgmc	33.1	36.7	34.0	36.9	140.7
10	Volvic	63--Volvic	32.3	36.3	34.3	37.3	140.2
11	Gargenville	78--Espérance de gargenville	31.6	35.6	36.8	36.0	140.0
12	Riorges	42--Olympique riorges gymnastique	29.6	37.5	35.6	36.8	139.5
13	Champigny	94--RSCChampigny gym	31.4	36.4	35.3	36.2	139.3
14	Yerres	91--Gym club yerrois	31.6	35.2	35.2	36.6	138.6
15	Castelnau le Lez	34--GSL34.com - Castelnau le Lez	30.2	36.1	36.7	35.5	138.5
16	Mur es Allier	63--CIG Mur es allier	30.7	34.8	36.1	35.5	137.1
17	Vic le Comte	63--Vic le comte	29.9	36.1	33.1	37.7	136.8
18	Muret	31--Le Ralliement	31.4	35.2	32.4	35.1	134.1

### 5.2. Résultats individuels





	Gymnaste	Equipe	Annee					Total
1	MENU JADE	Haubourdin	2006	11.8	13.1	12.6	12.2	49.7
2	CHARVE LILOU	Privas	2004	11.0	12.9	12.8	12.2	48.9
3	VERDOT ROXANE	Privas	2007	10.9	12.4	12.6	12.6	48.5
4	LORIER SHANA	Haubourdin	2006	10.7	13.1	12.0	12.6	48.4
5	BARDEL COLINE	Privas	2007	11.2	12.5	12.5	12.1	48.3
6	CLAVERIE ZOE	Villeneuve sur Lot	2004	11.0	12.2	12.3	12.7	48.2
7	RAVIER ALYSSA	Crolles	2005	10.6	11.9	13.0	12.6	48.1
8	EISENBARTH JODY	Eragny	2005	9.9	12.9	12.5	12.6	47.9
9	BRUYERE EMMA	Roanne	2005	11.2	12.6	11.3	12.5	47.6
10	JOSY VILTARD DEBORAH	Eragny	2005	10.4	12.1	12.4	12.4	47.3
	HECQUET ANNAELLE	Haubourdin	2007	10.2	12.6	12.0	12.5	47.3
	STRIPPOLI NINA	Crolles	2004	10.5	12.4	11.8	12.6	47.3
	OUDOT EMA	Roanne	2004	10.7	12.4	11.9	12.3	47.3
14	BARADU MAELYS	Champigny	2007	10.0	12.7	12.4	12.1	47.2
	XIONG LIZZIE	Privas	2007	10.9	11.9	12.1	12.3	47.2
16	BOUKHAROUBENE KENZA	Lormont 1	2003	10.1	12.0	12.5	12.4	47.0
	GARCIN MAILYS	Volvic	2007	10.7	12.3	11.6	12.4	47.0
18	FONTAS NOEMIE	Perpignan	2005	10.1	13.1	11.1	12.6	46.9
	BATTUT APOLLINE	Lormont 1	2003	10.8	12.0	12.4	11.7	46.9
	CAUSEUR LOE	Volvic	2006	11.0	11.5	11.9	12.5	46.9

21	SAMBA FOUANI ROMANE	Yerres	2004	10.6	12.3	11.3	12.5	46.7
	GIBAUT INESSA	Castelnau le Lez	2004	10.0	12.1	12.6	12.0	46.7
23	VERHOESTRATE EMMA	Chilly Morangis	2003	9.9	12.5	11.8	12.4	46.6
24	MIGLIORINI HANAE	Privas	2004	10.1	11.9	12.5	12.0	46.5
	BARRIER AURIANE	Riorges	2004	9.8	12.7	12.0	12.0	46.5
26	GARRE SUZIE	Eragny	2007	10.1	11.4	12.8	12.1	46.4
27	DIOMANDE EVA	Gargenville	2006	10.8	11.3	12.0	12.2	46.3
28	BORDERE LOLA	Villeneuve sur Lot	2005	10.3	11.8	11.9	12.2	46.2
	GERMON EVA	Lormont 1	2005	9.9	12.0	12.1	12.2	46.2
	VELARDO LILOU	Riorges	2005	9.7	12.5	11.6	12.4	46.2
31	MONDELIN LENA	Riorges	2003	9.7	12.3	12.0	12.1	46.1
32	KLEPPER EVE	Gargenville	2004	10.0	12.4	11.7	11.9	46.0
	LORMELE MARINE	Chilly Morangis	2004	11.8	12.3	9.7	12.2	46.0
	MC GROGAN ZOE	Perpignan	2005	9.5	12.5	12.3	11.7	46.0
	SAVINE CHLOE	Perpignan	2003	9.9	12.5	10.9	12.7	46.0
	BOST SYRIELLE	Riorges	2004	10.1	12.2	11.4	12.3	46.0
37	NOVO LOUNA	Villeneuve sur Lot	2006	10.1	12.0	11.8	12.0	45.9
	LOICHET EVANNE	Lormont 1	2005	10.0	11.9	12.0	12.0	45.9
	VACHER ALBANE	Volvic	2007	10.6	12.2	10.8	12.3	45.9
40	CANCES ALICE	Chilly Morangis	2004	11.4	11.9	10.2	12.3	45.8
	ROUSSEAU JADE	Perpignan	2005	10.4	12.0	11.2	12.2	45.8
	MAGAUD LOUANE	Vic le Comte	2006	10.0	11.5	11.6	12.7	45.8
43	ANDRE MAGALLON MATHILDE	Yerres	2005	10.4	11.5	11.8	12.0	45.7
	CABOCHE LISON	Haubourdin	2006	9.8	12.0	12.1	11.8	45.7
	CALANDREAU ELISE	Lormont 1	2003	9.7	10.7	12.7	12.6	45.7
46	SERY AMELIE	Villeneuve sur Lot	2005	9.8	12.3	11.1	12.4	45.6
	MACABREY AMANDINE	Roanne	2005	9.7	12.3	11.3	12.3	45.6
48	GUET KYARA	Champigny	2007	10.3	11.2	11.9	12.1	45.5
	CHERET ELSA	Castelnau le Lez	2006	10.1	12.1	12.0	11.3	45.5
50	COCHET JULIE	Chilly Morangis	2003	9.4	11.8	12.0	12.1	45.3
	BENDANOUN MELANY	Champigny	2007	10.9	11.6	11.0	11.8	45.3
	BEYNEL CLARA	Roanne	2005	9.5	12.2	12.6	11.0	45.3
	MATHE CANDICE	Vic le Comte	2006	9.9	12.0	10.8	12.6	45.3
54	BEALU JULIE	Gargenville	2003	10.5	10.6	12.8	11.3	45.2
	DUCOUM JULIE	Mur es Allier	2005	9.8	12.1	11.8	11.5	45.2
56	DIGNIMONT LEA	Gargenville	2003	10.3	11.9	11.0	11.9	45.1
	NORAZ CHLOE	Crolles	2003	11.8	12.2	9.0	12.1	45.1
	TUFFERY JULIANA	Mur es Allier	2005	10.5	11.4	11.1	12.1	45.1
59	UCHER JUSTINE	Villeneuve sur Lot	2005	9.9	11.4	11.7	12.0	45.0
	PINTO NIBAU ANAELLE	Mur es Allier	2005	10.0	11.0	12.1	11.9	45.0
61	CASSIER CANDICE	Gargenville	2006	10.1	11.0	12.0	11.8	44.9
	PACHON EMMA	Vic le Comte	2005	9.7	12.2	10.6	12.4	44.9
	VACHER CAMILLE	Volvic	2007	10.4	11.8	10.3	12.4	44.9
64	EISENBARTH FIDJY	Eragny	2005	9.6	12.1	11.0	12.0	44.7
	CHELEPANOVA NASTIA	Perpignan	2006	9.5	12.0	11.9	11.3	44.7
	AYENON THYA	Muret	2005	10.1	11.2	11.3	12.1	44.7
	GUIRAL MADIGANE	Crolles	2003	10.7	8.6	13.0	12.4	44.7
68	DOUGHERTY KATHLEEN	Yerres	2004	10.2	11.2	10.9	12.1	44.4
	BOURDEN ALICE	Muret	2006	10.7	11.6	10.7	11.4	44.4
	COTON NAOMI	Castelnau le Lez	2007	10.0	11.9	11.1	11.4	44.4
	PRADIER ÉMILIE	Castelnau le Lez	2005	8.4	11.8	12.1	12.1	44.4
72	ENVENT CAPUCINE	Haubourdin	2006	9.7	11.9	11.2	11.5	44.3
73	FERNANDEZ LAURA	Muret	2006	10.6	12.0	10.4	11.2	44.2
74	DRECOURT LOU-ANN	Eragny	2005	9.5	10.7	11.9	11.7	43.8
75	GRAISSAGUEL CHLOE	Champigny	2005	10.2	11.4	10.3	11.8	43.7
76	MORATILLE MARINA	Yerres	2004	10.6	9.0	12.1	11.8	43.5





77	ADETOLA MOESHA	Champigny	2007	9.7	12.1	9.5	12.0	43.3
	CORONES CLÉO	Castelnau le Lez	2004	10.1	11.4	10.6	11.2	43.3
79	LEPELLETIER PERRINE	Crolles	2003	8.4	12.4	10.3	11.8	42.9
80	RODRIGUEZ DE ARAUJO CANELLE	Muret	2007	9.9	11.6	9.4	11.6	42.5
81	CATHONNET MANON	Mur es Allier	2005	10.2	11.3	12.2	8.7	42.4
82	BOUCHERON JEANNE	Vic le Comte	2006	10.0	11.9	10.7	9.7	42.3
83	DIALLO KOUMBA	Chilly Morangis	2003	9.9	10.8	9.6	11.8	42.1
84	JOUDOUX NOELIE	Yerres	2005	9.1	11.4	9.5	11.7	41.7
85	CHAUDAGNE LEA	Riorges	2003	8.8	9.4	11.3	11.3	40.8
86	THIVEND LENA	Roanne	2004	0.0	13.1	12.0	12.5	37.6
87	GAZANO ROMANE	Muret	2006	0.0	6.0	10.3	10.7	27.0
88	FONTAINE AGLAE	Volvic	2007	9.5	6.7	10.1	0.0	26.3

## 6. FEMININ NIVEAU5 11 + . SA\_DA (individuels)

### 6.1. Résultats par équipes

	Equipe	Club					Total
1	LUC gym	59--Luc gym	44.2	48.3	44.8	45.4	182.7
2	Lambersart	59--SMG Lambersart	44.4	47.1	45.2	45.7	182.4
3	Bourg St Maurice	73--Bsm gym bourg st maurice	43.1	47.0	45.0	46.0	181.1
4	Lormont	33--Club gymnique lormontais	43.0	46.9	44.9	45.6	180.4
5	Couzeix	87--Couzeix gym	42.2	45.3	44.4	45.6	177.5
6	Conflans	78--PLM C Gym	42.5	45.8	44.3	44.5	177.1
7	Pierre Bénite	69--Patronage laïque de Pierre Bénite	43.2	47.2	42.2	44.0	176.6
8	Douai	59--Douai	41.1	45.9	42.4	45.4	174.8
9	Chanceaux sur Choisille	37--AS CHANCEAUX - GYM	42.5	41.1	39.1	43.8	166.5

### 6.2. Résultats individuels

	Gymnaste	Equipe	Annee					Total
1	DEVLEESSCHAUWER INES	Lambersart	1997	11.2	12.2	11.8	11.5	46.7
2	ROLLIN CAMILLE	Lormont	1996	11.1	12.0	11.5	11.7	46.3
3	CROZ FAUSTINE	Bourg St Maurice	1998	10.8	12.2	11.5	11.7	46.2
4	BEATRIZ LEA	Conflans	1998	11.1	12.1	11.6	11.3	46.1
5	DEVOET MAKEDA	Lormont	2004	10.5	11.8	11.8	11.7	45.8
	FONBONNE LAURINE	Couzeix	1997	10.2	12.1	11.5	12.0	45.8
7	HARHOURA FLAVIE	Pierre Bénite	2001	11.1	12.0	11.7	10.9	45.7
8	VERBEKE ISABELLE	LUC gym	2000	11.1	12.4	10.5	11.6	45.6
	BOULANGER CAMILLE	Douai	2001	11.1	11.8	10.9	11.8	45.6
	SORREL CARLA	Bourg St Maurice	2002	10.6	12.2	11.5	11.3	45.6
11	MOREL MARGAUX	Lambersart	1999	11.1	11.9	10.8	11.4	45.2
12	PETIT ALEXIA	Pierre Bénite	2003	10.5	11.9	11.5	11.2	45.1
13	BEAUVOIS CÉLINE	LUC gym	1983	10.9	11.9	11.1	11.1	45.0
	PICARD CAMILLE	Lambersart	1997	11.2	11.7	11.0	11.1	45.0
15	OUAZZANI HANA	LUC gym	2000	10.8	12.0	10.8	11.3	44.9
	DHANDA ERIN	Bourg St Maurice	2000	10.7	11.6	11.1	11.5	44.9
17	RAIMBAUD PAULINE	Lambersart	1998	10.9	11.3	11.6	11.0	44.8
18	DUSSARTRE LEA	Couzeix	2006	10.6	11.3	11.5	11.2	44.6
19	STANKIEWICZ INÈS	LUC gym	2000	10.7	11.1	11.3	11.4	44.5
	ASSOUANE ELSA	Pierre Bénite	2002	10.7	12.2	10.0	11.6	44.5
21	SCHMUTZ KILLIANA	Lormont	2001	11.0	11.4	11.3	10.7	44.4
	BOUVIER ALANA	Bourg St Maurice	2003	11.0	11.0	10.9	11.5	44.4
	LEYCURAS ELSA	Couzeix	2006	10.9	11.0	10.9	11.6	44.4
24	BURLION ELSA	Lambersart	1999	10.6	11.3	10.7	11.3	43.9
25	FALLOT MARGOT	Conflans	1995	10.4	11.4	10.8	11.1	43.7
26	LEVIONNAIS LÉA	Chanceaux sur Choisille	2000	10.3	10.4	11.2	11.7	43.6
27	SAILLY AUDREY	Conflans	1986	10.5	11.3	10.4	10.9	43.1
28	PAULAIS LOLA	Lormont	2001	9.7	11.7	10.3	11.3	43.0
29	LEFRANC LOUISE	Lambersart	1997	10.6	11.2	9.6	11.5	42.9
30	SUPIOT JULIE	Conflans	1981	10.2	10.2	11.1	11.2	42.7
31	MEURISSE CLAIRE	LUC gym	1996	10.1	12.0	9.7	10.6	42.4

	MILLEPIED AUDREY	Lormont	2000	10.4	10.8	10.3	10.9	42.4
33	PETIT MELINE	Douai	2002	10.4	10.3	10.2	11.4	42.3
34	AUVERLOT EMMA	Douai	2004	9.8	10.0	11.0	11.4	42.2
35	FASSARD ZOELIE	Douai	2002	9.8	11.9	10.2	10.0	41.9
36	DRABIK LORA	Chanceaux sur Choisille	2000	10.5	10.7	9.3	11.1	41.6
37	PARENTEAU YOLAINE	Chanceaux sur Choisille	1999	11.1	9.7	9.8	10.7	41.3
38	HARDOUIN ENORA	Bourg St Maurice	2004	9.5	10.7	9.9	11.1	41.2
39	DUHAMEL AUREORE	Douai	2005	9.8	10.2	10.3	10.8	41.1
40	HOFMAN OPHELIE	Douai	1996	9.8	11.9	9.5	9.7	40.9
41	BERRY ESTELLE	Pierre Bénite	2002	10.9	10.0	9.0	10.3	40.2
42	FONTAINE LÉA	Chanceaux sur Choisille	2004	10.6	10.3	8.8	10.3	40.0
43	SANCHEZ APOLLINE	Couzeix	2005	10.5	9.5	9.0	10.8	39.8
44	HAYNE FRANCESCA	Bourg St Maurice	2005	9.3	9.6	9.8	10.9	39.6
45	GIRARDEAU CELIA	Lormont	2001	9.9	11.1	7.6	10.9	39.5
46	SALMONT JOHANA	Conflans	1996	10.5	11.0	8.3	9.3	39.1
47	DEVILLEGER HANAE	Couzeix	2002	9.9	9.8	9.5	9.2	38.4
48	SELOSSE MANON	LUC gym	1994	11.4	11.9	11.6	0.0	34.9
49	CORREC LUCILE	Conflans	1991	9.7	0.0	10.8	10.3	30.8
50	PRINSAUD JOSEPHINE	Couzeix	2003	0.0	10.9	10.5	0.0	21.4
51	LITVINENKO LENA	Pierre Bénite	2001	0.0	11.1	6.4	0.0	17.5
52	ROBIN NOÉLINE	Chanceaux sur Choisille	2005	9.7	0.0	0.0	0.0	9.7

## 7. MASCULIN NIVEAU4 11 + . SA\_DA (individuels)

### 7.1. Résultats par équipes

	Equipe	Club							Total
1	Limours	91--Limours	30.4	31.6	37.0	35.0	37.2	37.0	208.2
2	Rungis	94--Rungis	33.7	30.3	36.1	32.5	38.1	36.1	206.8
3	Chateauroux	36--ASPTT GYM	32.0	32.7	35.9	34.8	37.7	32.9	206.0
4	Muret	31--Le Ralliement	34.2	30.7	36.2	34.4	37.2	31.8	204.5
5	Tours GC	37--Tours Gymnastique Club	29.7	32.6	37.1	33.5	37.5	33.8	204.2
6	Calais	62--Etoile de Calais	33.2	31.9	31.7	34.7	36.4	34.7	202.6
7	Clermont ferrand	63--Clermont st- jacques gymnastique	30.8	31.2	33.9	32.7	38.6	34.6	201.8
8	Dreux	28--Esperance drouaise	31.2	32.1	35.2	33.9	36.5	32.1	201.0
9	St Priest	69--Gymnique association saint priest	30.5	28.3	32.5	31.0	35.3	30.2	187.8

### 7.2. Résultats individuels







	Gymnaste	Equipe	Anne e							Total
1	EL MOUDNI HAZIM	Calais	1997	12.7	13.1	13.0	12.8	13.1	13.0	77.7
2	DHELENS LOIC	Rungis	1998	12.3	11.2	12.3	11.8	12.7	12.5	72.8
	SUIGNARD MAXIME	Rungis	2002	12.3	11.5	12.0	11.3	13.0	12.7	72.8
4	LEHMANN JULIEN	Limours	1998	11.4	11.0	12.4	11.8	12.4	12.3	71.3
5	TOSCA ADRIEN	Muret	1997	11.4	10.1	11.9	12.2	12.7	11.9	70.2
6	LARA KEVIN	Chateauroux	1991	10.8	10.7	11.9	11.7	12.7	12.3	70.1
7	DUCLOY THOMAS	Calais	2000	10.7	11.4	11.0	12.0	12.4	12.4	69.9
8	CORVAISIER BENJAMIN	Chateauroux	2000	11.1	11.3	12.4	11.9	12.4	10.2	69.3
9	FERNANDES JULIEN	Limours	2000	10.2	10.3	11.9	12.2	12.2	12.3	69.1
10	INCHINGOLO DONOVAN	Dreux	1994	10.3	12.0	12.6	11.2	12.8	10.1	69.0
11	LARCHER REMI	Muret	2003	11.4	10.4	12.3	10.9	12.5	11.4	68.9
12	GROSJEAN DAVID	Dreux	2000	11.4	11.0	10.1	12.0	12.1	12.0	68.6
13	TALON XAVIER	Clermont ferrand	1983	9.9	10.3	12.3	11.0	12.8	12.2	68.5
14	ZAJEWSKA DENIS	Tours GC	2000	10.1	10.8	12.3	11.3	11.6	12.0	68.1
15	PILLONETTO PIERRE	St Priest	2003	10.3	10.9	12.3	10.8	11.9	11.7	67.9
16	BERTHET ALEXIS	Chateauroux	1987	10.1	10.7	11.6	11.2	12.6	10.4	66.6
	PENNARD LÉO	Tours GC	2001	9.8	10.9	12.2	10.8	12.0	10.9	66.6
18	CONFORT CHRISTOPHE	St Priest	1976	9.9	8.8	12.6	9.9	12.7	12.2	66.1
19	DEPONT BERTRAND	Tours GC	1986	8.3	10.9	12.2	10.7	12.9	10.9	65.9
20	PAGLIAI AXEL	Muret	2001	11.4	10.2	11.1	11.1	12.0	8.5	64.3
	RAMAHANDRIARIVELO CYRIL	Clermont ferrand	1987	11.4	9.4	10.9	10.9	13.0	8.7	64.3
22	ARNOUX SIMEON	Clermont ferrand	2001	9.5	10.8	10.7	10.8	11.4	10.7	63.9
	CHAPUS CEDRIC	Clermont ferrand	1977	8.9	10.1	10.7	9.7	12.8	11.7	63.9
24	BERNEDE GUILLAUME	Dreux	2001	8.4	9.1	11.4	9.9	11.6	10.0	60.4
	POUBANNE PHILIPPE	Rungis	1961	9.1	6.8	11.8	9.4	12.4	10.9	60.4
26	LAURENT NICOLAS	Limours	2000	8.7	7.3	11.1	10.8	12.4	9.1	59.4
27	LEOST ETIENNE	Limours	1987	0.0	10.3	12.7	11.0	12.4	12.4	58.8
28	LEHMANN BENJAMIN	Limours	2000	8.8	10.2	8.2	10.7	11.9	8.4	58.2
29	WASER VIRGILE	Muret	2002	9.4	7.9	12.0	11.1	9.9	7.4	57.7
30	LOUISON TIBO	Calais	2006	9.8	7.4	7.7	9.9	10.9	9.3	55.0




31	JURE STEVAN	Dreux	2003	9.5	6.0	11.2	9.9	10.9	6.9	54.4
32	GAILLOCHON MATTEO	Chateauroux	2002	7.0	8.2	10.7	10.0	8.2	8.4	52.5
33	LENLART HUGO	Dreux	2001	5.4	7.6	10.1	10.7	10.7	7.1	51.6
34	D ARGENTRE BASTIEN	St Priest	2003	6.1	8.6	7.6	10.3	10.7	6.3	49.6
35	TURBAULT ETIENNE	Tours GC	1999	9.8	7.3	0.0	11.4	11.8	8.1	48.4
36	ZAJEWSKA CEDRIC	Tours GC	1998	0.0	10.6	12.6	0.0	12.6	10.6	46.4
37	GRAINDORGE ANCELIN	Chateauroux	2007	6.8	7.8	5.1	9.5	7.5	8.5	45.2
38	THAVIOT MATTHIEU	Rungis	1987	0.0	7.6	0.0	0.0	10.2	10.7	28.5
39	BOUVIER MATHIEU	St Priest	2002	10.3	0.0	0.0	0.0	0.0	0.0	10.3

## 8. MASCULIN NIVEAU4 11-18 ans . SA\_DA (individuels)

### 8.1. Résultats par équipes

	Equipe	Club							Total
1	Cysoing	59--Progres cysonien	36.3	34.1	36.2	37.5	37.1	36.3	217.5
2	Castelnau le Lez	34--GSL34.com - Castelnau le Lez	35.2	33.8	35.6	35.0	36.8	36.1	212.5
3	Rungis	94--Rungis	35.8	32.5	32.1	35.1	38.4	32.6	206.5
4	Pont de Claix	38--Pont de claix amicale gymnique	36.7	32.7	34.1	33.4	35.9	30.4	203.2
5	Brindas	69--A.s.brindas	33.8	31.2	34.4	33.9	37.8	30.0	201.1
6	Brunoy	91--Brunoy pyramide	34.5	30.8	31.4	35.3	36.3	29.8	198.1
7	Orsay	91--Caorsay	36.0	32.3	31.7	31.3	36.6	28.4	196.3
8	Cabestany	66--Coc gymnastique	34.7	29.6	30.6	32.2	35.0	32.8	194.9
9	Roanne ALRG	42--Amicale laïque de roanne garçons	33.4	34.0	27.0	33.6	35.3	26.0	189.3
10	Thiers	63--Ste gymnastique la thiernoise	30.8	30.5	31.8	33.3	33.1	27.9	187.4
11	Jonage	38--Jonage gymnastique	32.3	29.6	30.7	32.0	34.7	26.9	186.2
12	Rhodia club	38--Rhodia-Club Gymnastique	30.3	30.5	28.1	31.5	35.9	28.0	184.3
13	Vigneux de Bretagne	44--Amicale gymnique la paquelais vigneux de bretagne ( agpv )	33.5	27.6	25.7	32.2	32.8	26.1	177.9
14	Domène	38--Etoile sportive doménoise	29.7	29.7	27.0	31.1	32.6	22.0	172.1
15	Bourg de Thizy	69--Enfants de la trambouze	23.2	31.3	29.8	19.3	33.9	29.8	167.3







### 8.2. Résultats individuels

	Gymnaste	Equipe	Anne e							Total
1	VANGHELLE CHARLES	Cysoing	2002	12.4	11.3	12.1	12.5	12.0	12.1	72.4
2	MOSSE RUBEN	Cysoing	2003	12.5	11.0	11.8	12.9	12.6	11.4	72.2
3	LIBERKOWSKI FELIX	Cysoing	2004	10.4	11.8	12.3	11.9	12.3	12.8	71.5
4	RIVIERE LUCAS	Castelnau le Lez	2006	12.1	11.1	11.0	12.5	12.5	11.8	71.0
5	BELIARD ANTOINE	Castelnau le Lez	2004	11.8	11.0	11.5	11.5	12.3	12.5	70.6
6	BATTIN KYLIAN	Rungis	2001	12.1	10.9	10.8	11.1	13.0	12.1	70.0
7	SAN JOSE ETHAN	Pont de Claix	2003	12.3	11.4	11.5	11.6	11.8	11.3	69.9
	GEORGET KILIAN	Thiers	2004	11.2	10.6	12.2	11.9	12.2	11.8	69.9
9	DERBOIS NICOLAS	Brunoy	2002	11.9	10.1	11.4	12.4	12.5	11.0	69.3
10	DEMOLIERE LEO	Brindas	2002	11.7	10.9	11.3	11.4	12.8	10.3	68.4
11	MONGIN KILIAN	Rungis	2002	11.5	11.8	10.6	11.2	12.5	10.4	68.0
12	MARION SERGUEI	Pont de Claix	2004	12.4	10.9	11.2	10.7	12.4	9.9	67.5
13	GENUIT MATHIS	Roanne ALRG	2002	11.8	11.3	10.7	12.5	12.1	8.6	67.0
	PRIME MATTEO	Brindas	2002	11.7	9.3	11.6	11.4	12.7	10.3	67.0
15	LECLERC DIEGO	Rungis	2003	11.7	9.7	10.5	12.4	12.9	9.5	66.7
16	BOURDON ARTHUR	Jonage	2003	11.5	11.1	11.7	10.7	11.5	9.8	66.3
17	BABY SACHA	Castelnau le Lez	2005	9.9	11.1	11.7	10.3	11.3	11.8	66.1
18	TROUILLET BAPTISTE	Rungis	2004	12.0	9.8	10.7	11.5	11.8	10.1	65.9
	VILLETTELE MATTEO	Bourg de Thizy	2004	12.2	10.8	9.8	10.6	11.9	10.6	65.9
20	VANASTEN MATHIS	Cysoing	2003	11.4	10.2	11.6	12.1	11.7	8.8	65.8
21	RETUREAU DYLAN	Orsay	2002	11.4	10.2	10.4	10.4	12.6	10.7	65.7







	SEMAIL RAVEL YOUNES	Cabestany	2007	12.6	9.1	9.4	10.8	12.4	11.4	65.7
	GROS BAPTISTE	Pont de Claix	2001	12.0	10.4	11.4	11.1	11.6	9.2	65.7
24	OLLIVIER LORIS	Orsay	2002	12.4	11.4	9.6	10.9	11.4	9.6	65.3
25	LAPLACE LOUIS	Thiers	2001	12.3	10.6	11.6	10.9	10.1	9.2	64.7
26	BERTHELOT EVAN	Cabestany	2007	12.4	9.8	9.6	10.6	11.0	10.4	63.8
	MARCON MATHEO	Rhodia club	2004	10.9	10.9	10.4	10.2	12.0	9.4	63.8
28	DELCASSOU LILIAN	Rhodia club	2000	9.6	10.3	10.2	11.0	11.5	11.1	63.7
29	PENEAU CLEMENTIN	Cabestany	2006	8.8	10.7	11.6	9.8	11.4	11.0	63.3
30	BROUSSELY LUCAS	Brunoy	2004	10.9	9.5	10.2	11.6	11.7	9.2	63.1
31	MAILLARD-JARNOUX ELOUAN	Vigneux de Bretagne	2003	11.6	9.5	10.4	10.8	10.9	9.7	62.9
32	VAN WYNENDAELE TITOUAN	Cysoing	2004	8.9	10.4	11.5	10.7	12.2	9.1	62.8
33	DUVIVIER NOE	Brunoy	2004	11.7	9.8	9.0	11.3	11.0	9.6	62.4
34	BISSUEL GAETAN	Roanne ALRG	2005	11.7	11.9	6.8	10.6	11.8	9.5	62.3
	POYET MATHIS	Brindas	2002	10.3	7.8	11.5	11.0	12.3	9.4	62.3
36	GARNIER GABIN	Brunoy	2003	10.0	10.3	9.8	10.4	12.1	9.0	61.6
37	CHANAIS MATHIS	Pont de Claix	2004	10.7	10.3	11.1	10.7	11.7	6.9	61.4
38	POTARD IGOR	Orsay	2003	12.0	10.5	8.6	10.0	11.8	8.1	61.0
39	NEUVILLE PIERRE	Brindas	2003	10.4	11.0	7.3	11.1	12.1	8.6	60.5
40	MINELLA JULES	Castelnau le Lez	2007	11.3	10.0	6.5	11.0	11.5	8.9	59.2
41	JEANJEAN BRUNO	Domène	2006	10.3	10.0	9.6	10.4	10.7	8.0	59.0
42	FOURNIER WILLIAM	Brunoy	2003	10.5	10.4	9.4	10.8	11.1	6.3	58.5
	PERROUIN HOEL	Vigneux de Bretagne	2003	12.0	9.0	7.7	10.5	11.3	8.0	58.5
44	ROCHE THOMAS	Roanne ALRG	2005	9.9	9.6	8.4	10.5	11.4	7.9	57.7
45	CARRET SYLVAIN	Domène	2004	10.0	9.3	9.6	10.5	10.3	7.0	56.7
46	AYOUL ELOUEN	Vigneux de Bretagne	2003	9.9	9.1	7.6	10.9	10.6	8.4	56.5
	AFANASSIEFF LEO	Rhodia club	2007	9.6	9.2	7.5	10.3	12.4	7.5	56.5
48	SOFFIETTI FLORIAN	Domène	2004	9.4	10.4	7.8	10.2	11.6	7.0	56.4
49	GESQUIERE THOMAS	Jonage	2007	9.9	9.1	7.5	10.8	11.4	7.4	56.1
	SAULNIER KYLIAN	Jonage	2006	10.3	9.4	8.4	10.3	8.6	9.1	56.1
51	TRAVARD JULES ALEXANDRE	Roanne ALRG	2004	9.5	10.7	7.9	9.8	11.3	6.7	55.9
52	BOUTONNIER SIMON	Pont de Claix	2006	10.9	5.4	10.0	10.0	10.8	8.3	55.4
53	LAPALUS LORIS	Jonage	2006	10.5	6.1	9.6	10.4	11.8	6.3	54.7
54	LASSALLE JULES	Cabestany	2007	9.7	8.0	5.6	10.4	11.2	9.2	54.1
55	BILLON MAHER	Orsay	2003	11.6	10.4	11.7	0.0	12.2	7.7	53.6
56	JOUANNADE LUCAS	Bourg de Thizy	2005	0.0	10.5	10.2	8.7	12.4	11.2	53.0
57	FANTAUZZI THOMAS	Jonage	2007	7.3	6.2	9.4	10.5	11.4	8.0	52.8
	GOUTTE ELIE	Thiers	2001	7.3	9.3	8.0	10.5	10.8	6.9	52.8
59	BOIL TIMY	Cabestany	2007	9.7	7.9	8.9	10.8	11.1	3.6	52.0
60	DOKOUTCHAEF CROUZET GRICHKA	Rhodia club	2007	9.8	9.3	7.3	10.1	10.3	4.9	51.7
61	GROUSELLE TOM	Bourg de Thizy	2004	11.0	10.0	9.8	0.0	9.6	8.0	48.4
62	SOFFIETTI CORENTIN	Domène	2007	8.7	8.9	4.9	9.6	9.8	5.7	47.6
63	BOYER NOAH	Roanne ALRG	2005	8.7	10.8	5.6	10.3	11.3	0.0	46.7
64	BRUNET GALDRIC	Castelnau le Lez	2007	0.0	11.6	12.4	0.0	12.0	10.6	46.6
65	DUBARLE GAETAN	Domène	2005	8.5	8.8	7.0	8.9	7.5	5.6	46.3
66	LETELLIER ENZO	Vigneux de Bretagne	2005	9.0	7.8	5.8	9.5	6.7	0.7	39.5
67	LAMBERT VICTOR	Vigneux de Bretagne	2003	9.2	8.7	3.0	9.9	5.1	2.2	38.1

## 9. MASCULIN NIVEAU6 11 + . SA\_DA (individuels)

### 9.1. Résultats par équipes







	Equipe	Club							Total
1	Villeneuve sur Yonne	89--Elan Gymnique de Villeneuve sur Yonne	41.7	39.6	42.3	41.4	42.6	43.7	251.3
2	St Aubin du Cormier	35--Salto Gym Club	39.7	37.2	38.2	37.8	40.6	36.1	229.6
3	Monts	37--GSM	32.2	29.8	28.8	26.5	35.7	36.0	189.0

### 9.2. Résultats individuels







	Gymnaste	Equipe	Année							Total
1	BAUDOT MAXIME	Villeneuve sur Yonne	2003	11.1	10.3	10.7	10.7	10.9	11.0	64.7
2	FOURNIER RICHIE	Villeneuve sur Yonne	1999	10.8	9.7	10.7	10.3	10.5	10.9	62.9
3	KONOPKA DAMIEN	Villeneuve sur Yonne	1989	8.8	10.2	10.5	10.7	11.0	11.2	62.4
4	MICHEL CORENTIN	Villeneuve sur Yonne	2000	11.0	9.4	10.4	9.7	10.2	10.6	61.3
5	LESAINTE JULES	St Aubin du Cormier	2005	10.7	10.1	9.9	10.2	10.2	9.8	60.9
6	FAUSTIN-LEYBACH VALENTIN	Monts	2003	10.6	8.7	9.4	9.4	10.4	9.8	58.3
7	KOWARSKI ENEOUR	St Aubin du Cormier	2007	10.6	9.1	9.1	9.2	10.1	9.4	57.5
8	SEVIN RENAULT PETER	St Aubin du Cormier	2006	10.3	9.4	9.5	9.2	10.0	8.7	57.1
9	GAMBIER THEO	Villeneuve sur Yonne	2003	8.8	7.4	9.8	9.2	10.0	9.6	54.8
10	BRINCHAULT ELIOTT	St Aubin du Cormier	2007	8.1	8.6	9.7	9.2	10.3	8.2	54.1
11	BONNARDEL MAXENCE	Monts	2007	8.4	8.8	8.5	8.6	9.7	8.5	52.5
12	BEAUMONT CAMERON	Monts	2005	8.3	8.4	5.9	0.0	9.4	8.7	40.7
13	BOGAT ALLAN	Monts	2005	4.9	3.9	5.0	8.5	6.2	9.0	37.5

## 10. MASCULIN NIVEAU2 11 + . SA\_DA (individuels)

### 10.1. Résultats par équipes





	Equipe	Club							Total
1	Rhodia club	38--Rhodia-Club Gymnastique	37.2	32.5	39.2	38.2	37.9	35.6	220.6
2	Champigny	94--RSCChampigny gym	38.1	30.3	34.9	38.2	29.6	36.8	207.9
3	Pont de Beauvoisin	38--La Sentinelle	38.1	29.9	36.2	38.9	30.1	31.6	204.8
4	Ambérieu en Bugey	1--Ambérieu en Bugey	35.3	32.1	36.7	37.5	29.3	32.1	203.0

### 10.2. Résultats individuels





	Gymnaste	Equipe	Anne e							Total
1	QUIBLIER FRANCOIS	Rhodia club	1993	13.6	13.0	13.6	12.9	13.7	12.9	79.7
2	JAMET THOMAS *	Tours GC 1 (indiv) (indiv)	1995	13.3	11.3	13.3	13.0	12.3	13.4	76.6
3	VARENNES MATHIS	Champigny	1995	13.1	13.1	12.8	13.2	12.5	11.1	75.8
4	DE SIMONE BAPTISTE	Ambérieu en Bugey	1995	13.0	12.0	13.7	13.1	9.4	11.3	72.5
5	LEREDOTTE RAPHAEL	Pont de Beauvoisin	2001	12.4	10.1	12.6	13.9	10.4	12.9	72.3
6	COUSIN NOE	Champigny	2004	12.2	11.2	12.0	12.7	9.6	13.3	71.0
7	PEREZ KEVIN	Rhodia club	1994	10.6	9.1	13.1	13.0	11.8	12.5	70.1
8	AFANASSIEFF TITOUAN	Rhodia club	2002	12.3	9.6	12.5	12.3	12.4	9.7	68.8
	LEVICONTE EVANN	Pont de Beauvoisin	2002	12.7	10.3	13.7	12.7	9.2	10.2	68.8
10	CAVALLINI ADRIEN	Ambérieu en Bugey	2003	11.6	8.0	11.3	12.7	9.2	9.2	62.0
11	GONCALVES RAPHAEL	Ambérieu en Bugey	1992	10.7	8.9	8.8	11.7	10.7	9.0	59.8
12	AFANASSIEFF AXEL	Rhodia club	2000	11.3	6.1	10.9	11.8	7.7	10.2	58.0
13	CHOIRAT REMI	Pont de Beauvoisin	1999	9.7	7.6	8.0	12.3	10.5	8.5	56.6
14	DE OLIVEIRA AYMERIC	Champigny	2005	12.8	6.0	4.7	12.3	6.9	12.4	55.1
15	CHESNAIS LOAN	Pont de Beauvoisin	2002	9.1	7.2	9.9	11.9	8.7	8.2	55.0
16	VARENNES FREDERIC	Champigny	1968	9.8	2.4	10.1	10.8	7.5	10.8	51.4
17	LAURIOL CORENTIN	Rhodia club	2002	8.8	9.9	7.9	11.4	5.6	5.7	49.3
18	TEMPELAERE GUILLAUME	Ambérieu en Bugey	1984	0.0	11.2	11.7	11.1	9.0	0.0	43.0
19	ZAMBON CYRIL	Ambérieu en Bugey	1990	10.3	0.0	0.0	10.3	5.5	11.6	37.7
20	BARS LOGAN	Pont de Beauvoisin	1994	13.0	9.5	0.0	0.0	0.0	0.0	22.5

## 11. FEMININ NIVEAU1 11 + . SA\_DA (individuels)

### 11.1. Résultats par équipes

	Equipe	Club					Total
1	Castelnau le Lez	34--GSL34.com - Castelnau le Lez	37.2	39.6	41.9	41.4	160.1
2	Cournon	63--Cournon d'Auvergne Gym	36.9	41.6	39.0	41.1	158.6
3	Faches	59--Faches thumesnil	37.8	39.1	37.5	40.6	155.0
4	LUC gym	59--Luc gym	34.9	40.4	36.8	40.2	152.3
5	Villette d Anthon	69--Villette gym	35.6	37.1	37.6	39.4	149.7
6	Crolles	38--Gym et rythme crolles	33.9	35.2	37.2	39.5	145.8
7	La Cantalienne	15--La cantalienne	23.0	23.7	24.4	25.5	96.6







### 11.2. Résultats individuels

	Gymnaste	Equipe	Annee					Total
1	DECHAVANNE SINAI	Cournon	2005	13.6	14.2	14.0	13.8	55.6
2	PILLA LOUISE	Castelnau le Lez	1999	12.6	14.4	14.5	13.8	55.3
3	FLEJOU MAELLE *	Auneuil (indiv) (indiv)	1996	13.6	13.3	13.8	14.0	54.7
4	EGHERMANNE CAMILLE *	Mouvaux (indiv) (indiv)	1999	13.2	13.4	14.0	13.3	53.9
	DOZON LOUNA *	Trets (indiv) (indiv)	2003	13.6	13.5	12.5	14.3	53.9
6	NGANGUE SALOME	Castelnau le Lez	1998	11.6	12.6	13.7	14.0	51.9
7	AGHADJANIAN EMMA	Villette d Anthon	2000	12.3	13.9	12.1	13.3	51.6
8	ESCANDE CHARLINE	LUC gym	2003	11.4	13.7	12.6	13.5	51.2
9	LEGRAND CLÉMENCE	Faches	2001	12.5	12.9	12.5	13.2	51.1
10	DAVID LILI	Faches	2002	12.0	13.0	12.6	13.4	51.0
11	HAMMA MAYSSAN	Castelnau le Lez	2002	13.0	12.6	11.3	13.6	50.5
12	STANKIEWICZ CHIMÈNE	LUC gym	2003	11.6	13.0	12.1	13.6	50.3
13	DUBOIS MORGANE	Faches	1995	13.3	10.5	12.2	14.0	50.0
14	BABAUD-DULAC AMBRE	Cournon	2005	11.1	13.6	12.3	12.9	49.9
15	OUIDIR ORLY *	Portet sur Garonne 1 (indiv) (indiv)	1997	11.4	13.5	12.0	12.9	49.8
16	LEVADOUX LOU	Cournon	2000	10.6	13.8	11.1	14.2	49.7
17	NGOUNOU PAULINE	Villette d Anthon	2003	11.9	11.5	13.0	13.2	49.6
	PEREIRA CORALIE	Cournon	1994	12.2	11.6	12.7	13.1	49.6
19	VALENCOURT LAURIE	LUC gym	1992	11.7	12.3	11.6	13.1	48.7
20	DAVOLI OLLIA *	A. Dreux (indiv) (indiv)	1995	11.2	11.7	12.3	13.4	48.6
21	CHASTANG CHLOE	La Cantalienne	1997	11.3	11.8	12.3	13.1	48.5
22	DUPAS MAËLLE	Faches	2003	11.4	13.2	11.2	12.4	48.2
23	MOUMINOUX MARGOT	La Cantalienne	1998	11.7	11.9	12.1	12.4	48.1
24	LESCUREUX TESS	Crolles	1997	11.2	11.6	11.9	12.9	47.6
25	VIGNAL MANON	Crolles	1999	11.4	9.6	13.6	12.9	47.5
26	VALENCOURT EMELINE	LUC gym	1990	9.7	13.7	12.1	11.9	47.4
	CICALESE ELISE	Castelnau le Lez	2004	10.5	9.7	13.7	13.5	47.4
28	DELASSUS EMMA	Villette d Anthon	2001	11.4	11.7	12.5	11.3	46.9
29	TAFFOREAU EMMA	LUC gym	2004	11.6	10.5	11.4	13.0	46.5
	BEHAGUE MARGOT	Faches	1999	10.1	11.2	12.4	12.8	46.5
31	LACOMBE ENERYCE	Villette d Anthon	2004	9.8	10.9	11.8	12.9	45.4







32	DESIGNES ANTHEA	Crolles	2003	10.6	8.8	11.7	13.7	44.8
33	PUTOLA CANDICE *	Pont du Chateau 1 (indiv) (indiv)	1996	11.0	10.3	11.4	11.6	44.3
34	VERDIER MATHILDE	Cournon	2000	9.8	11.9	11.0	11.3	44.0
35	JOURDAN SALOME	Crolles	1999	11.3	7.2	11.6	12.7	42.8
36	BERTRAND CLOE	Crolles	1999	0.0	14.0	0.0	0.0	14.0
37	TARIFA ANOUK	Villette d Anthon	1999	0.0	0.0	0.0	10.0	10.0
38	PEREZ LAETITIA	Castelnau le Lez	1996	0.0	0.0	0.0	0.0	0.0

## 12. MASCULIN NIVEAU3 11-18 ans . SA\_DA (individuels)

### 12.1. Résultats par équipes

	Equipe	Club							Total
1	LUC gym	59--Luc gym	35.1	33.6	36.3	37.2	34.4	29.3	205.9
2	Lormont	33--Club gymnique lormontais	37.8	26.5	34.6	37.6	35.3	30.7	202.5
3	Riorges	42--Olympique riorges gymnastique	37.6	18.9	32.5	36.6	29.4	30.5	185.5

### 12.2. Résultats individuels

	Gymnaste	Equipe	Annee							Total
1	DUPONT ANTHONY	LUC gym	2002	12.2	12.2	12.9	12.6	12.5	9.9	72.3
2	SCHMUTZ LYRIANN	Lormont	2002	12.4	7.0	12.6	12.9	12.9	12.5	70.3
3	TERRADE YANN	Lormont	2000	12.9	10.3	10.5	12.2	11.2	11.8	68.9
4	FROMENT SAMUEL	LUC gym	2002	9.4	11.0	12.4	10.8	11.2	8.8	63.6
5	VERBEKE GABRIEL	LUC gym	2003	11.1	10.4	8.6	12.4	10.7	9.4	62.6
6	ARGAUD MATTHIEU	Riorges	2002	12.4	7.2	10.4	12.8	10.1	9.6	62.5
7	BERNARD GABRIEL	LUC gym	2002	9.6	8.8	11.0	11.2	10.3	10.0	60.9
8	NERI REYTCHY	Riorges	2004	13.1	4.2	11.1	12.1	9.8	10.5	60.8
9	BLANCHET JULIAN	Riorges	2003	12.1	7.5	9.4	11.3	9.4	10.4	60.1
10	OUESLATY ILYES	LUC gym	2004	11.8	8.5	9.7	12.2	9.2	8.6	60.0
11	PITTMAN SAMUEL	Lormont	2002	12.5	5.6	10.8	12.5	11.2	5.0	57.6
12	CONSTANT VICTOR	Riorges	2002	11.4	3.9	10.8	11.2	7.3	8.2	52.8
13	BICARD EDDIE	Riorges	2000	11.5	4.2	10.6	11.7	9.5	4.3	51.8
14	SAUVESTRE THIBAUT	Lormont	2000	7.3	9.2	11.2	10.8	8.9	0.0	47.4
15	BESANCON MARC	Lormont	2004	6.3	4.7	7.1	10.7	9.7	6.4	44.9







## 13. FEMININ NIVEAU2 11-18 ans . SA\_DA (individuels)

### 13.1. Résultats par équipes

	Equipe	Club					Total
1	Pierrelatte	26--Pierrelatte	36.1	38.8	38.0	40.2	153.1
2	LUC gym	59--Luc gym	35.6	38.6	36.3	38.3	148.8
3	Brie Comte Robert	77--Scbgym	37.0	36.4	35.5	38.8	147.7
4	Montmelian	73--Ecole gym sportive montmelian	33.6	35.1	36.0	39.1	143.8
5	Douai	59--Douai	32.4	34.3	38.3	38.3	143.3
	Irigny	69--Amicale laique irigny	32.8	36.6	35.7	38.2	143.3
7	Castelnau le Lez	34--GSL34.com - Castelnau le Lez	32.2	35.3	35.1	38.1	140.7
8	Chaponnay	69--Chaponnay gym	31.6	31.1	36.0	38.2	136.9
9	La Cantalienne	15--La cantalienne	32.0	33.2	29.0	34.4	128.6







### 13.2. Résultats individuels

	Gymnaste	Equipe	Annee					Total
1	PONT MAREVA	Pierrelatte	2003	12.2	13.8	12.4	13.6	52.0
2	ALCHOUBOUN CAMILLE *	Vaires 1 (indiv) (indiv)	2004	12.0	13.2	13.0	12.9	51.1
3	KEMMAS NAOMI	Pierrelatte	2005	12.0	13.2	12.7	13.1	51.0
4	GUILLAUD CAPUCINE	Montmelian	2004	11.0	13.5	12.6	13.3	50.4
5	KPAKPO MARINE	Brie Comte Robert	2001	13.3	12.7	10.5	13.3	49.8
	DEBOVES VICTORIA *	Houdan 1 (indiv) (indiv)	2003	11.9	11.7	12.9	13.3	49.8
7	BLOT ANAÏS	Castelnau le Lez	2003	11.4	12.8	12.5	12.8	49.5
	RENAUT DORINE	Pierrelatte	2004	11.9	11.2	12.9	13.5	49.5
9	EVARD FLAVIE	Douai	2002	11.2	12.2	12.7	13.3	49.4
10	DUVERT SOLENE	La Cantalienne	2004	11.8	12.5	11.9	12.9	49.1
11	METEL VICTORINE	Douai	2004	10.3	12.3	13.3	13.1	49.0
12	ALLEMAGNE ALEXIA	Irigny	2003	10.9	13.2	11.5	13.3	48.9
13	DE ROBERT DOU CONSTANCE *	Aix 1 (indiv) (indiv)	2001	11.6	11.4	12.8	13.0	48.8
14	PLANCQ LOU ANN	LUC gym	2003	9.9	13.5	12.3	12.7	48.4
15	POUY MAYLIS	Brie Comte Robert	2002	11.6	11.7	12.2	12.6	48.1
16	CORDEL ANNA	Montmelian	2003	11.7	11.9	11.7	12.7	48.0
17	ODEYER LISA	Pierrelatte	2005	11.3	11.8	12.4	12.4	47.9
18	DE SAINT CHARTRIER LAURA	Brie Comte Robert	2000	11.5	12.0	11.6	12.6	47.7
19	CHERON CHLOE	Brie Comte Robert	2002	12.1	10.8	11.7	12.9	47.5
	FOVET ALIX	LUC gym	2002	10.4	12.4	12.0	12.7	47.5
21	LEBLANC ILYONA *	Perpignan 1 (indiv) (indiv)	2005	11.7	12.2	10.6	12.7	47.2
22	DARFIN YAËLLE	Castelnau le Lez	2006	10.9	11.5	11.7	12.5	46.6
23	DECROIX CLEO	LUC gym	2004	12.5	10.2	10.6	12.9	46.2
	GLORIEUX ANNAELLE	LUC gym	2006	11.4	10.1	12.0	12.7	46.2
25	BOUCHILLOU CLARA	Chaponnay	2001	11.3	9.2	12.2	13.0	45.7
26	TORRE AMELIE *	Perpignan 1 (indiv) (indiv)	2006	11.4	12.0	10.4	11.8	45.6
27	WAGNER THAIS	LUC gym	2005	11.7	12.7	8.2	12.2	44.8







	TRONEL COLINE *	Mur es Allier 1 (indiv) (indiv)	2002	10.7	10.8	12.5	10.8	44.8
29	GUYON ADELE	Montmelian	2002	10.2	9.7	11.7	13.1	44.7
30	PELIGRY LILI FLEUR	Castelnau le Lez	2005	9.9	11.0	10.9	12.7	44.5
31	MORSETTI JEANNE	Chaponnay	2001	9.6	9.7	11.9	12.6	43.8
32	IYISABWE ITUZE BERSEN	Irigny	2006	9.5	9.8	11.7	12.7	43.7
33	COSTA BOÉ LEELOU	Castelnau le Lez	2006	9.6	11.0	10.3	12.6	43.5
34	VAROQUI JADE	Douai	2003	10.0	9.8	11.9	11.2	42.9
35	LEPAS MAELYS	Montmelian	2002	10.9	9.0	11.3	11.4	42.6
36	GOSSE FANNY	Brie Comte Robert	2001	10.4	8.3	11.3	12.3	42.3
	VINCENDEAU LAURA	Douai	2005	9.1	9.0	12.3	11.9	42.3
	MOREL CLARA	Irigny	2006	10.9	12.5	11.9	7.0	42.3
39	FERREIRA CLARA	Chaponnay	2002	9.8	10.1	11.9	9.9	41.7
40	COUILLEZ LOU-ANNE	Douai	2004	10.9	9.1	10.1	11.2	41.3
41	JACQUET SASHA	Irigny	2005	11.0	9.9	7.7	12.2	40.8
42	FOUKANI ANNA	Castelnau le Lez	2004	9.8	9.5	10.2	10.8	40.3
43	GUILLET MARIE	Chaponnay	2002	10.5	8.8	8.3	12.6	40.2
44	MOREAU JULIA	La Cantalienne	2002	10.6	10.2	0.0	10.8	31.6
45	MORLON LUCIE	La Cantalienne	2004	9.6	10.5	10.4	0.0	30.5
46	BENECH LÉNA	La Cantalienne	2002	9.6	0.0	6.7	10.7	27.0
47	AGRAIN JULIE	Irigny	2006	0.0	10.9	12.1	0.0	23.0
48	TILMANT SHANA	Pierrelatte	2000	0.0	11.4	11.3	0.0	22.7
49	D'ALESSANDRO ELSA	Chaponnay	2001	0.0	11.3	10.7	0.0	22.0

## 14. MASCULIN NIVEAU1 11 + . SA\_DA (individuels)

### 14.1. Résultats par équipes

	Equipe	Club							Total
1	Castelnau le Lez	34--GSL34.com - Castelnau le Lez	39.0	34.7	42.9	40.5	39.8	29.8	226.7
2	LUC gym	59--Luc gym	36.3	33.4	39.3	38.1	34.2	33.3	214.6





### 14.2. Résultats individuels

	Gymnaste	Equipe	Anne e							Total
1	PRECLOUX MATYS	Castelnau le Lez	2001	13.3	12.6	14.5	14.1	13.9	8.8	77.2
2	DUBIEN ARNAUD *	Cournon 1 (indiv) (indiv)	1997	14.2	10.9	14.1	14.1	10.2	13.5	77.0
3	PLANCQ ARTHUR	LUC gym	1998	13.5	9.6	14.3	13.0	13.5	12.0	75.9
4	CHABAUD MAIEUL	Castelnau le Lez	1998	13.5	10.4	14.1	12.6	12.5	11.7	74.8
5	ROUX MATHIEU	Castelnau le Lez	1993	12.2	9.6	14.3	13.8	13.4	9.3	72.6
6	ROELANDTS NICOLAS	LUC gym	1981	8.5	12.9	12.4	12.4	9.6	10.7	66.5
7	GAUQUIES CORENTIN	LUC gym	1993	13.0	9.6	9.3	12.5	7.6	10.6	62.6
8	DESWARTE JONATHAN	LUC gym	1991	9.8	10.9	12.6	12.6	9.1	6.8	61.8
9	PREVAULT FLORIAN	Castelnau le Lez	2003	11.8	6.5	9.3	12.0	10.6	7.2	57.4
10	MAGLIOCCA MARIUS	Castelnau le Lez	2001	8.6	11.7	10.6	10.5	6.6	2.5	50.5
11	DELGATTE PIERRE	LUC gym	1988	0.0	8.8	12.0	0.0	11.1	10.6	42.5





**Résultats de la compétition**  
***Finales nationales UFOLEP***  
***Crolles***  
***8 et 9 juin 2019***

# 1. FEMININ NIVEAU5 11-15 ans . SA\_DA (individuels)

## 1.1. Résultats par équipes

	Equipe	Club					Total
1	Conflans 1	78--PLM C Gym	43.1	43.7	45.8	46.1	178.7
2	Anse 1	69--Jeunesse ansoise	42.7	43.9	44.8	45.9	177.3
	Romans	26--avenir de romans	43.2	43.9	45.4	44.8	177.3
4	Lambersart 1	59--SMG Lambersart	41.4	44.4	45.3	45.4	176.5
5	Muret	31--Le Ralliement	43.5	41.7	45.1	45.9	176.2
6	Pornic 2	44--optimist pornic	41.5	44.6	44.1	44.9	175.1
7	Auneuil	60--Auneuil Gymnastique Artistique	41.6	43.8	43.5	45.9	174.8
8	Yerres	91--Gym club yerrois	42.2	41.7	44.1	45.4	173.4
	Osny	95--Espoirs gymniques d'osny	40.3	43.3	45.7	44.1	173.4
10	Boucau Tarnos	64--Sics Boucau Tarnos	41.8	43.5	44.8	43.1	173.2
11	Belleville sur Saone	69--Gym club belleville beaujolais	41.8	41.0	44.4	45.4	172.6
12	Pornic 1	44--optimist pornic	40.9	42.3	45.3	43.7	172.2
13	Chateauroux 1	36--ASPTT GYM	40.8	37.1	44.7	45.8	168.4
14	Cuisery	69--ESPACE GYM CUISERY	40.1	39.7	42.8	44.5	167.1
15	Pont du Chateau	63--La jeune gaule	41.2	39.3	41.7	43.4	165.6
16	Gradignan Gymnix	33--Gymnix	41.0	38.9	39.7	43.1	162.7

## 1.2. Résultats individuels





	Gymnaste	Equipe	Annee					Total
1	FIZANNE MATTHEA	Romans	2007	10.9	11.5	12.1	11.9	46.4
2	ANGOT MAÉLINE	Pornic 1	2006	11.0	11.2	11.7	11.3	45.2
3	MARTIN CLARICE	Anse 1	2007	10.9	10.9	11.6	11.6	45.0
	JOLLY EUGENIE	Lambersart 1	2006	10.6	11.6	11.2	11.6	45.0
5	LAMBERT MARION	Lambersart 1	2006	10.1	11.8	11.4	11.6	44.9
	MIOQUE ROMANE	Boucau Tarnos	2005	10.7	11.1	11.6	11.5	44.9
7	BONHOMME MAELYS	Conflans 1	2007	10.9	10.7	11.5	11.7	44.8
	KERVALLA MELISSA	Conflans 1	2006	10.8	10.8	11.8	11.4	44.8
9	PIERRON GAELLE	Conflans 1	2006	10.6	10.8	11.8	11.5	44.7
	BOURDON CLARIE	Belleville sur Saone	2005	10.8	10.9	11.3	11.7	44.7
11	SERGIENKO AGATHE	Romans	2004	11.0	10.7	11.4	11.5	44.6
	SAGNIER JULIE	Auneuil	2007	10.4	11.4	11.1	11.7	44.6
13	ZAWOL SAMANTHA	Belleville sur Saone	2004	10.6	10.8	11.6	11.5	44.5
14	BESNIER LOUNA	Pornic 2	2005	10.4	11.3	11.3	11.2	44.2
15	DREYFUS EVA	Anse 1	2007	10.4	11.2	11.0	11.5	44.1
16	JOUDOUX AMBRE	Yerres	2007	10.6	10.6	11.3	11.5	44.0
17	MERY ELEONORE	Auneuil	2003	10.7	10.7	11.2	11.3	43.9
18	CANAC CHARLOTTE	Muret	2007	10.9	10.6	11.1	11.2	43.8
	DENAMUR MARILOU	Muret	2006	10.9	10.7	11.9	10.3	43.8
20	LE BEC LIZZY	Pornic 2	2006	10.9	10.5	10.5	11.7	43.6
21	PEREIRA CRISTIANA	Anse 1	2007	10.8	10.9	11.0	10.8	43.5
	BOUZANNE LOLA	Chateauroux 1	2004	10.2	10.3	11.6	11.4	43.5
23	GALLIEN CALVET CAMILLE	Yerres	2007	10.6	10.3	10.9	11.6	43.4
	BRABANT MELISSA	Muret	2006	10.7	10.9	10.6	11.2	43.4
	BOISSY OCEANE	Chateauroux 1	2005	10.7	9.7	11.4	11.6	43.4
	DINIS MAELYS	Romans	2006	10.5	11.1	11.8	10.0	43.4
27	GUILLET THAIS	Conflans 1	2007	10.7	10.4	10.7	11.5	43.3
	CONJAT LOAN	Boucau Tarnos	2004	10.4	10.8	11.5	10.6	43.3

	BONNET JUSTINE	Pornic 1	2006	10.1	11.1	11.3	10.8	43.3
30	MARECHAL SARAH	Anse 1	2007	10.6	9.9	11.2	11.5	43.2
	FOUCHET CLEO	Chateauroux 1	2005	10.2	10.2	11.6	11.2	43.2
	CRAIN EMMA	Pornic 2	2004	10.0	11.3	10.7	11.2	43.2
	GUITTENY EVA	Pornic 2	2004	10.2	11.5	11.6	9.9	43.2
34	VASSALIERE MOUKOURI LEA	Lambersart 1	2006	10.0	10.4	11.3	11.3	43.0
35	VAILLOT ALYSSA	Cuisery	2006	10.4	10.0	11.2	11.3	42.9
	PINOT MORGANE	Auneuil	2003	9.9	10.4	11.1	11.5	42.9
37	LE BRUN LAURIANNE	Yerres	2004	10.0	10.2	11.7	10.9	42.8
	BAILLIET LUCILLE	Osny	2005	9.7	10.4	11.6	11.1	42.8
	PERROT CLEMENCE	Osny	2006	9.8	11.4	10.5	11.1	42.8
	PIERRARD SARAH	Pornic 1	2006	9.8	10.1	11.6	11.3	42.8
41	ALBERT ARMELLE	Belleville sur Saone	2005	10.2	10.1	11.0	11.4	42.7
	LECCA LEONIE	Cuisery	2004	9.8	10.4	11.1	11.4	42.7
43	PARRAIN CASSANDRA	Pont du Chateau	2005	10.4	10.7	10.8	10.7	42.6
44	ANDRE ELEONORE	Conflans 1	2006	10.7	10.3	10.3	11.2	42.5
45	LEFERT LAURA	Anse 1	2007	10.2	10.9	10.0	11.3	42.4
	DESBOONNETS AMBRE	Lambersart 1	2007	10.4	10.6	10.5	10.9	42.4
	PANISSARD CELIA	Muret	2006	10.4	9.5	10.9	11.6	42.4
48	DELCLOQUE SOLENN	Yerres	2005	10.4	10.6	10.2	11.0	42.2
	BOURSE CORALINE	Osny	2004	10.1	9.6	11.5	11.0	42.2
	BUTTEUX ROMANE	Auneuil	2007	10.5	10.6	10.1	11.0	42.2
51	ABIE MAELYS	Osny	2005	10.4	8.7	11.9	10.9	41.9
52	GISSELERE ROBYN	Lambersart 1	2007	9.9	10.2	11.4	10.3	41.8
	LACROUS LILOU	Boucau Tarnos	2005	10.3	10.8	10.4	10.3	41.8
	VOISIN LOU	Boucau Tarnos	2004	10.4	10.1	10.6	10.7	41.8
55	HAMEL LANA	Yerres	2005	10.3	10.0	10.1	11.3	41.7
	MONTANTEME THAIS	Anse 1	2007	9.7	10.8	10.7	10.5	41.7
	BOUBET ORNELLA	Gradignan Gymnix	2005	9.9	10.8	10.0	11.0	41.7
58	VIGNAUD FLORINE	Osny	2004	9.6	10.9	10.7	10.4	41.6
59	JACQUES MAELLE	Pont du Chateau	2005	10.2	9.6	10.5	11.1	41.4
60	STIHPASEUTH EMMA	Romans	2005	10.8	10.6	9.4	10.5	41.3
61	LUSZACK MANON	Osny	2006	10.0	10.6	10.0	10.6	41.2
	DULIN ADELINE	Auneuil	2004	10.0	10.8	9.1	11.3	41.2
63	COTTE CAROLINE	Pont du Chateau	2006	10.4	10.0	9.6	11.1	41.1
64	CREPIAT CASSIE	Pornic 1	2005	10.0	9.9	10.7	10.3	40.9
65	DORISSE LISA LOU	Pont du Chateau	2006	10.2	9.0	10.8	10.5	40.5
	FIOLEAU OCÉANE	Gradignan Gymnix	2005	9.8	10.3	8.8	11.6	40.5
	ROBELET OCEANE	Cuisery	2003	9.7	9.2	10.7	10.9	40.5
68	PETIT LOLA	Boucau Tarnos	2004	9.1	10.8	11.1	9.4	40.4
	COULON SALOME	Pornic 2	2005	9.7	10.2	9.7	10.8	40.4
70	BERNARD MARIE LOU	Cuisery	2004	9.9	10.1	9.2	10.9	40.1
71	DEBBABI INES	Yerres	2005	10.6	8.6	10.1	10.6	39.9
72	THERON DIANE	Lambersart 1	2006	10.3	10.4	9.6	9.5	39.8
73	HENRY MARINE	Gradignan Gymnix	2005	10.3	9.1	9.7	10.5	39.6
74	SILVA PAULINE	Boucau Tarnos	2003	10.1	9.8	10.0	9.4	39.3
	TREILLON AMBRE	Belleville sur Saone	2003	9.9	8.1	10.5	10.8	39.3
76	ESSERSI NAWEL	Romans	2004	9.8	8.4	10.1	10.9	39.2
77	FERERERE--COURADE AURE	Gradignan Gymnix	2005	10.3	8.6	10.2	9.7	38.8
	VAIRET CANDICE	Cuisery	2007	10.0	8.3	9.8	10.7	38.8
79	DURANTY-SOUBIRAN CARLA	Gradignan Gymnix	2005	10.5	8.4	9.8	10.0	38.7
80	JAMBON LEA	Belleville sur Saone	2004	9.6	7.7	10.3	10.6	38.2
81	GROSSET AMANDINE	Chateauroux 1	2005	9.7	6.8	9.7	11.4	37.6
82	GAUTIER LUCIE	Pornic 1	2005	8.7	8.6	10.6	9.1	37.0





83	BOHORC MAIWEEN	Pornic 1	2005	9.6	6.4	10.6	10.2	36.8
84	FEUILLERAT CLARA	Muret	2006	11.0	0.0	11.2	11.9	34.1
85	MOULINET ALIX	Gradignan Gymnix	2005	8.8	8.7	7.1	9.3	33.9
86	MICHEL CECILIA	Auneuil	2006	9.9	10.9	0.0	11.4	32.2
87	CHERVIER MELINE	Belleville sur Saone	2004	10.2	9.2	10.2	0.0	29.6
88	TRANCHANT PAULINE	Pornic 2	2003	0.0	8.0	10.1	10.7	28.8
89	GIRAUD NORA	Chateauroux 1	2004	0.0	6.9	10.1	11.4	28.4
90	MONNIER LEA	Chateauroux 1	2004	9.5	6.5	0.0	10.8	26.8
91	DAO LUNA	Conflans 1	2006	0.0	11.4	9.4	0.0	20.8
92	BAPTISTE FABIENNE	Romans	2007	0.0	10.5	9.5	0.0	20.0

## 2. FEMININ NIVEAU6 11-18 ans . SA\_DA (individuels)

### 2.1. Résultats par équipes

	Equipe	Club					Total
1	Carnoux Cassis	13--Carnoux - Cassis	43.7	45.4	45.4	44.9	179.4
2	Lisses	91--Gymnastique sportive lisses	42.7	42.9	45.9	43.4	174.9
3	Castelnau le Lez	34--GSL34.com - Castelnau le Lez	40.0	44.1	44.3	43.6	172.0
4	Cerny	91--Gymnastique sportive de cerny	41.7	42.1	45.4	40.9	170.1
5	Arras	62--Arras	39.6	43.3	43.7	43.0	169.6
6	Nantiat	87--Union sportive de nantiat	42.3	40.5	43.0	41.3	167.1
7	Seyssins	38--CLUB GYMNIQUE TRAMPOLINE DE SEYSSINS	40.4	40.8	42.1	41.3	164.6
8	Carvin	62--Carvin	41.7	40.6	39.1	41.2	162.6
9	Tours GC	37--Tours Gymnastique Club	37.0	39.3	39.3	38.7	154.3

### 2.2. Résultats individuels





	Gymnaste	Equipe	Annee					Total
1	KELLAL CHARLENE	Carnoux Cassis	2007	11.0	11.6	11.5	11.0	45.1
2	PROHENS ELSA	Carnoux Cassis	2004	10.8	11.0	11.4	11.4	44.6
3	HOOPER LILLY-VIDAINE	Carnoux Cassis	2006	10.6	11.2	11.8	10.9	44.5
4	KHODJA YASMINE	Lisses	2006	11.0	10.9	11.7	10.8	44.4
5	SCOTTI SALOME	Carnoux Cassis	2006	11.1	11.3	10.7	11.2	44.3
6	RZIKI SHIRINE	Arras	2007	10.9	10.8	11.2	11.3	44.2
7	KHODJA INES	Lisses	2006	11.1	10.5	11.1	11.0	43.7
	POINTEAU MAELLYS	Cerny	2004	11.0	11.0	11.4	10.3	43.7
9	MULLER AMMA	Castelnau le Lez	2002	11.0	10.9	10.2	11.2	43.3
10	MINEAU EMMA	Nantiat	2002	10.8	10.5	11.4	10.5	43.2
11	HOESTLANDT LEA	Carnoux Cassis	2002	10.3	11.3	10.5	10.9	43.0
12	LE CHARLOTTE	Lisses	2002	10.2	10.4	11.3	10.9	42.8
	BRANZI BOSCO CARLA	Castelnau le Lez	2002	9.8	10.6	11.4	11.0	42.8
14	MAROTTE AMBRE	Cerny	2004	10.3	10.5	11.2	10.5	42.5
15	BOCQUET JUSTINE	Arras	2006	9.8	10.9	10.5	11.2	42.4
16	WEISS LEELOU	Carnoux Cassis	2006	10.8	11.1	9.1	11.3	42.3
17	LADET CHARLOTTE	Castelnau le Lez	2001	9.5	11.0	11.2	10.4	42.1
18	PEREZ CHLOE	Cerny	2002	10.2	10.2	11.4	10.1	41.9
19	VAUTHIER AMANDINE	Cerny	2004	10.2	10.4	11.4	9.7	41.7
	FOUGERE MAUREEN	Castelnau le Lez	2002	9.3	11.1	10.6	10.7	41.7
21	BARTHOLEMY CAMILLE	Nantiat	2007	11.0	9.8	10.2	10.6	41.6
	LAFOND KARELL	Nantiat	2006	10.7	9.5	11.2	10.2	41.6
23	OLIVIER ANAIS	Lisses	2007	9.8	11.1	9.6	10.7	41.2
24	BAUCHER-MANUEL ELISA	Lisses	2007	10.4	8.2	11.8	10.7	41.1
	LESIEUR LOLA	Cerny	2006	9.9	10.2	11.0	10.0	41.1
26	TEIXEIRA ANAIS	Lisses	2005	9.5	10.2	10.6	10.7	41.0
	FERNANDES FLORINE	Tours GC	2001	9.9	9.7	11.2	10.2	41.0
28	LETERME AGATHE	Tours GC	2003	10.9	10.8	9.4	9.7	40.8
29	ROLLAND MUQUET PERRINE	Seyssins	2002	9.7	10.3	10.2	10.5	40.7



30	GIROFLET AMELIE	Seyssins	2001	10.0	9.4	11.0	10.1	40.5
	PENY ALICE	Seyssins	2003	10.5	10.4	10.5	9.1	40.5
32	GOUT MARIE	Castelnau le Lez	2000	8.2	10.3	11.1	10.7	40.3
33	LUPPI LUCIE	Seyssins	2001	8.4	10.7	10.4	10.7	40.2
34	ADAM LILA	Castelnau le Lez	2004	9.7	11.1	9.6	9.6	40.0
35	VIART JULIETTE	Arras	2005	9.0	9.2	11.3	10.4	39.9
36	CATRY CAMILLE	Carvin	2001	10.3	8.6	10.3	10.5	39.7
37	PREVEYRAUD MAELLYS	Nantiat	2007	9.8	10.1	9.7	10.0	39.6
38	DECOBERT ELISA	Arras	2001	7.5	11.2	10.7	10.0	39.4
39	ADAMS FERGY	Carvin	2006	11.0	10.3	8.3	9.5	39.1
	DJAHED NAÏLA	Carvin	2007	10.2	9.6	9.2	10.1	39.1
41	LEBACQ MANON	Arras	2005	8.4	10.4	9.9	10.1	38.8
42	BOUCHER VALENTINE	Carvin	2002	8.9	10.0	10.2	9.5	38.6
	CLEMENT GWENDOLINE	Arras	2002	9.9	8.6	10.0	10.1	38.6
44	FIGEA MATHILDE	Nantiat	2000	8.5	10.1	10.2	9.5	38.3
45	YILDIRIM MELTEM	Seyssins	2002	10.2	8.8	9.3	9.8	38.1
46	DESROCHES LAURA	Seyssins	2002	9.1	8.9	9.8	10.0	37.8
	PERSE EMELINE	Tours GC	2004	8.6	9.3	10.2	9.7	37.8
48	MERCIER LOUISE	Carvin	2006	10.2	8.3	7.8	10.3	36.6
49	BOY-JOLY JADE	Tours GC	2004	7.6	9.5	8.5	9.1	34.7
50	BELZANNE OTHILIE	Cerny	2001	7.8	9.0	9.6	7.9	34.3
51	BOUSSEMART JOSEPHINE	Carvin	2003	0.0	10.7	9.4	10.3	30.4

### 3. FEMININ NIVEAU6 11-18 ans . SA\_DA (B) (individuels)

#### 3.1. Résultats par équipes

	Equipe	Club					Total
1	Allex	26--Section gymnique allex	40.6	40.3	41.1	44.5	166.5
2	Bailleul	59--Avenir de bailleul	41.4	38.5	42.6	43.4	165.9
3	Trets	13--Gymnastique sportive tretsoise	40.8	41.5	40.0	43.4	165.7
4	Lagny sur Marne	77--Elan gymnique de lagny	40.2	36.3	43.4	45.3	165.2
5	Mouvoux	59--Association Sportive Mouvalloise	39.9	42.6	39.5	42.5	164.5
6	Sablons	38--Sablons	39.4	39.7	40.9	43.5	163.5
7	Perpignan	66--Uscm	38.4	38.0	42.8	43.8	163.0
8	Clermont l'Hérault	34--association clermontaise de gymnastique	40.4	37.5	39.8	44.1	161.8
9	Montagne Thiernoise	63--Gym trampoline Montagne Thiernoise	35.2	34.5	37.5	36.5	143.7





#### 3.2. Résultats individuels

	Gymnaste	Equipe	Annee					Total
1	DESCAMPS CAMILLE	Mouvoux	2003	10.9	10.9	11.3	10.7	43.8
2	GUIEN ANAELLE	Trets	2004	10.6	10.5	10.7	11.1	42.9
3	DESCHAMPS ORIANE	Mouvoux	2004	10.1	11.1	9.7	11.4	42.3
4	MENDEZ CARLA	Perpignan	2003	10.6	9.4	11.1	10.9	42.0
5	RAULT ALEXANDRA	Sablons	2003	10.4	11.1	10.7	9.6	41.8
	DUMONT ORIANE	Clermont l'Hérault	2001	10.0	10.7	9.7	11.4	41.8
7	BOCQUET CANDICE	Lagny sur Marne	2002	8.7	10.6	10.8	11.5	41.6
	LANGUE EUGENIE	Bailleul	2001	10.9	10.0	10.2	10.5	41.6
	COSETTINI MANON	Trets	2004	10.2	10.2	10.0	11.2	41.6
10	BELPALME EVA	Bailleul	2006	9.5	10.6	10.9	10.3	41.3
	MARION LOLA	Allex	2002	10.0	9.7	10.9	10.7	41.3
12	ZAPATA CHLOÉ	Lagny sur Marne	2002	10.4	7.8	11.2	11.8	41.2
13	RASPAIL ELINA	Allex	2002	9.2	10.3	10.2	11.4	41.1
14	BOULARD CLARA	Allex	2004	10.7	10.2	9.1	11.0	41.0
15	PERNOT NOEMIE	Trets	2001	10.2	10.6	9.3	10.6	40.7
16	LOUDUN MARIE-SARAH	Lagny sur Marne	2003	10.8	8.0	10.7	11.1	40.6
	JOLY ANGELINA	Perpignan	2006	9.9	9.1	11.0	10.6	40.6
	VERDA AMANDINE	Allex	2003	10.0	9.3	10.1	11.2	40.6
19	GAUTHERON CLARA	Sablons	2002	8.7	9.8	10.4	11.5	40.4
20	LADEN EMA	Bailleul	2004	10.3	9.9	9.6	10.5	40.3
21	SAAIDI ANNA	Bailleul	2002	10.7	7.9	10.4	11.2	40.2
22	FORNS MAGALI	Perpignan	2004	8.9	9.5	10.1	11.6	40.1
23	CLAPPAZ LOLA	Sablons	2004	10.5	9.6	8.8	10.8	39.7
	FAVIER MORGANE	Clermont l'Hérault	2003	9.7	9.5	9.6	10.9	39.7
25	VERSTRAETE CAMILLE	Mouvoux	2005	8.9	10.1	9.5	11.1	39.6
26	FORNS VINYET	Perpignan	2007	8.2	9.8	10.6	10.7	39.3
27	ALONSO ROMANE	Allex	2002	9.9	9.2	9.9	10.1	39.1
28	BAUX JULIA	Clermont l'Hérault	2004	10.3	8.0	9.4	10.6	38.3
29	DEGOUY MARGAUX	Trets	2004	8.4	10.2	9.9	9.6	38.1

30	RAMIREZ NAVARRO PAULA	Perpignan	2007	9.0	8.7	10.0	10.3	38.0
	MANOUVRIER CLARA	Sablons	2005	7.9	9.0	10.5	10.6	38.0
32	ALLIAUD LAURA	Clermont l'Hérault	2002	10.4	7.5	10.5	9.4	37.8
33	THOMAS FAUSTINE	Mouvoux	2002	10.0	10.5	9.0	8.2	37.7
34	GALLIGANI EMILIA	Lagny sur Marne	2005	9.0	9.9	8.8	9.9	37.6
	BICHI MARION	Trets	2005	9.3	8.4	9.4	10.5	37.6
36	SCOTTI LUDYVINE	Trets	2002	9.8	8.5	8.7	10.2	37.2
37	RICHARD JUSTINE	Lagny sur Marne	2004	10.0	7.1	8.9	10.9	36.9
38	NOYER LOUISE	Montagne Thiernoise	2007	9.1	9.5	9.6	7.5	35.7
39	DECLERCQ ALICIA	Bailleul	2004	8.5	8.0	8.1	10.9	35.5
40	VIDAL MAREVA	Perpignan	2001	8.1	9.3	8.5	8.9	34.8
41	SECK BOUSSO	Lagny sur Marne	2003	8.7	5.7	10.7	9.6	34.7
	JAYAT OCEANE	Montagne Thiernoise	2006	8.3	8.2	8.6	9.6	34.7
43	COSTE AMELISSE	Sablons	2002	9.8	9.2	8.4	7.2	34.6
44	FLAMANC MAYA	Clermont l'Hérault	2004	8.0	7.0	9.2	10.3	34.5
45	MICHELGRAND FANNY	Montagne Thiernoise	2004	5.8	7.7	10.1	10.8	34.4
46	BONJEAN ELEA	Montagne Thiernoise	2007	9.3	6.7	8.7	8.6	33.3
	HOSPICE KELLY	Sablons	2003	6.8	6.6	9.3	10.6	33.3
48	ROUPIE CAMILLE	Montagne Thiernoise	2001	8.5	9.1	9.1	6.4	33.1
49	DESCHAMPS VICTORYA	Mouvoux	2000	8.9	5.3	7.8	9.3	31.3
50	BRET ELISE	Alex	2004	0.0	10.1	9.8	10.9	30.8
51	ALBRESPIY MARIE	Clermont l'Hérault	2005	0.0	9.3	10.0	11.2	30.5
52	COUDE ANNE	Bailleul	2003	0.0	7.5	11.1	10.8	29.4
53	LAUBIE CONSTANCE	Mouvoux	2003	0.0	0.0	0.0	0.0	0.0

## 4. FEMININ NIVEAU6 11 + . SA\_DA (individuels)

### 4.1. Résultats par équipes

	Equipe	Club					Total
1	Cuisery	69--ESPACE GYM CUISERY	40.0	43.8	44.7	44.3	172.8
2	Eragny	95--Gsa eragny	38.8	45.1	43.7	44.8	172.4
3	UGVH Aubagne	13--UGVH	37.8	44.2	43.4	43.5	168.9
4	Fumel	47--A s gym fumel	39.7	40.7	44.5	42.9	167.8
5	Guines	62--La patriote de guines	39.2	42.3	43.1	42.6	167.2
6	Perpignan	66--Uscm	38.7	41.9	42.7	42.7	166.0
7	Lozanne	69--Gym lozanne	39.5	41.7	40.8	42.6	164.6
8	Chateauroux	36--ASPTT GYM	38.4	42.7	42.1	41.3	164.5
9	Beauchamp	95--Arabesque gymnique Beauchamp	39.0	40.7	41.5	42.0	163.2
10	Othis	77--Co othis	38.8	40.0	40.0	42.8	161.6
11	Aiguillon	47--Sporting club Aiguillon	37.5	40.4	40.3	41.5	159.7
12	Cournon	63--Cournon d'Auvergne Gym	36.3	40.3	40.7	38.9	156.2

### 4.2. Résultats individuels

	Gymnaste	Equipe	Annee					Total
1	TROUCHE AMANDINE	Eragny	1986	10.0	11.7	11.3	11.6	44.6
2	ANNAHEID SARAH	Eragny	1999	9.9	11.5	11.1	11.5	44.0
3	BURLAUD ELISE	Fumel	2003	11.0	10.1	11.6	10.7	43.4
4	DUSSERRE FLAVIE	Cuisery	2004	10.5	10.6	11.2	11.0	43.3
5	VOINIER PRUNE	Fumel	1999	10.0	10.8	11.3	11.1	43.2
6	URBAS ROXANE	Perpignan	1996	9.6	11.5	11.1	10.9	43.1
	PAQUIER FANNY	Cuisery	1999	9.8	10.9	11.1	11.3	43.1
8	LEROUX ELYSA	Guines	1996	10.1	10.8	11.0	10.9	42.8
	JACOB EWL	Cuisery	2005	9.2	10.9	11.7	11.0	42.8
10	SCHWEINGRUBER CLARA	UGVH Aubagne	2003	10.0	11.3	10.8	10.6	42.7
11	GAVOIS CAMILLE	Guines	1995	9.9	11.1	10.8	10.8	42.6
12	ZAK MARIE ANGE	Cournon	1994	10.4	11.3	10.2	10.6	42.5
	PICCOLOTTO ANNE LAURE	UGVH Aubagne	1994	9.1	11.1	11.2	11.1	42.5
14	LOQUIEN MARINE	Eragny	1991	9.5	11.3	11.0	10.6	42.4
	BORDILLON MAELLE	Lozanne	2005	9.4	10.8	11.1	11.1	42.4
16	VIVANT SARAH	Cuisery	2006	9.7	11.2	10.2	11.0	42.1
17	PAPIN NINA	Perpignan	2000	9.8	10.3	11.0	10.9	42.0
	ALLEN JADE	UGVH Aubagne	1997	9.2	10.8	11.2	10.8	42.0
19	ETOURNEAU MARION	Beauchamp	1991	10.4	10.0	10.7	10.8	41.9
20	VANPEVENAGE CAMILLE	Cuisery	2006	9.4	10.8	10.7	10.8	41.7
21	MARIANI LOU	UGVH Aubagne	2003	9.4	11.0	10.1	11.0	41.5
22	PORTRAIT ADELE	Chateauroux	2002	10.3	10.7	10.0	10.4	41.4
23	GUYOU LEA	Beauchamp	1999	9.8	10.1	10.6	10.6	41.1
	COUTANCIER AGATE	Othis	2003	9.7	9.3	11.2	10.9	41.1
25	OLIVAN JOY	Fumel	2001	9.4	10.4	10.9	10.3	41.0
26	FATH JEANNE	Eragny	2006	9.4	10.6	9.8	11.1	40.9
	PICHON FIONA	Chateauroux	2002	9.5	10.6	11.1	9.7	40.9
28	LECOCQ ANNE SOPHIE	Othis	2001	10.6	9.9	9.5	10.8	40.8
	GIRAUD LISA	Chateauroux	2002	8.7	11.4	10.6	10.1	40.8





30	HERTOUX BARBARA	Beauchamp	1996	8.8	10.2	11.1	10.3	40.4
31	PREVOT MANON	Lozanne	2006	10.4	10.2	8.9	10.7	40.2
32	GIRAUDON LEA	Aiguillon	2005	9.1	10.7	10.3	10.0	40.1
33	ADRIANSEN FAUSTINE	Guines	2004	9.0	9.7	10.7	10.6	40.0
34	DELFORGE LUNA	Perpignan	2006	9.5	10.2	10.0	10.2	39.9
	EVARD MAYLIS	Guines	2007	10.0	9.0	10.6	10.3	39.9
36	MOREL ELISA	Othis	2004	9.5	10.3	9.1	10.8	39.7
37	POUMEYROL LENA	Fumel	2001	9.3	9.0	10.7	10.5	39.5
	VIGNOLLES SANDRA	Aiguillon	1993	7.7	9.6	11.0	11.2	39.5
39	LAVENU-REMY ALEXIA	Chateauroux	2001	9.9	9.1	10.1	10.3	39.4
	MOCZYGEBA CONSTANCE	Lozanne	2006	9.4	10.4	9.9	9.7	39.4
41	SOUBIS COLINE	Beauchamp	1997	9.5	10.4	9.1	10.3	39.3
42	COLIN THALIA	Perpignan	2006	9.8	9.9	8.8	10.7	39.2
	CARNEMOLLA MARGAUX	UGVH Aubagne	2003	8.8	9.9	10.2	10.3	39.2
44	LANNOY LEONIE	Guines	2003	9.2	10.7	9.7	9.5	39.1
	BOISSIER LÉA JULIETTE	Cournon	2002	8.8	10.2	9.8	10.3	39.1
46	ROUSSEL CHLOE	Chateauroux	2002	8.2	10.0	10.3	10.5	39.0
47	LAUR VALENTINE	Lozanne	1998	10.3	9.0	9.8	9.7	38.8
48	BLES-GAGNAIRE GARANCE	Lozanne	2004	7.9	10.3	10.0	10.5	38.7
49	MONTIEL GRENA CANDELA	Aiguillon	2006	9.9	10.3	8.3	9.9	38.4
50	MONOYEZ PAULINE	Othis	2003	9.0	10.0	9.0	10.3	38.3
51	GOUT MANON	Othis	1997	8.2	9.8	10.2	9.8	38.0
52	LAJARRIGE MARINE	Perpignan	2006	9.5	8.3	10.6	9.5	37.9
	MOREIRA ERICA	Aiguillon	2006	9.0	9.8	9.7	9.4	37.9
54	LAGAVARDAN ROMANE	Aiguillon	2006	9.5	8.6	9.3	10.4	37.8
55	DELATTE CLÉO	UGVH Aubagne	2002	9.2	10.5	10.2	7.8	37.7
56	GUICHARD ELODIE	Cuisery	2005	10.0	10.8	10.2	6.5	37.5
57	BOULINGUEZ NAOMIE	Cournon	2002	9.0	9.3	9.6	9.0	36.9
58	MARILLIER ALISON	Othis	1999	9.0	9.0	9.1	9.7	36.8
59	MELLINGER LOANE	Eragny	2004	8.8	10.5	9.5	7.9	36.7
	MAGERAND LEA	Cournon	2001	7.7	9.5	10.5	9.0	36.7
61	DELBOS MARINE	Beauchamp	1992	8.9	9.7	7.9	9.0	35.5
62	BAJON AGAPE	Fumel	2002	8.8	8.7	9.4	8.5	35.4
63	MENARD CLEMENCE	Eragny	1997	8.5	5.5	10.3	8.6	32.9
64	YVANEZ CAMILLE	Fumel	1995	0.0	9.4	10.5	10.6	30.5
65	CAROUGE MAEVA	Cournon	2001	8.1	5.2	10.2	6.1	29.6
66	DECOSNE LOU	Lozanne	2004	0.0	8.4	9.6	10.3	28.3
67	PLOMION AURORE	Beauchamp	1980	9.3	0.0	7.9	9.4	26.6
68	PIFFETEAU JESSICA	Chateauroux	1984	0.0	0.0	0.0	0.0	0.0

## 5. FEMININ NIVEAU6 11-15 ans . SA\_DA (B) (individuels)

### 5.1. Résultats par équipes

	Equipe	Club					Total
1	Dammarie	77--Etoile sportive de dammarie les lys	42.5	43.0	43.9	42.7	172.1
2	Provins	77--Les manicous	41.2	43.9	43.2	43.0	171.3
3	Renaison	42--Amicale laique sportive renaison	42.6	44.6	43.4	39.7	170.3
	Chatou 2	78--Chatou DynaGym	41.7	43.6	41.9	43.1	170.3
5	Portet sur Garonne	31--Portet gym	41.4	43.7	42.1	41.7	168.9
6	Givors	69--Independante givors	41.7	42.5	43.0	41.6	168.8
7	Wasquehal	59--Esperance wasquehal gym	41.5	42.6	40.4	44.2	168.7
8	Romans	26--avenir de romans	41.4	42.8	40.5	43.7	168.4
9	Annet sur Marne	77--Annet sur marne	40.9	40.4	40.5	43.6	165.4
10	Voisins	78--Voisins	40.7	40.6	40.9	42.4	164.6
11	Bagnols sur Cèze	30--Bagnols sur Cèze	40.6	41.3	39.8	41.9	163.6
12	Issoire	63--L issoirienne	38.4	37.6	41.2	42.1	159.3





### 5.2. Résultats individuels

	Gymnaste	Equipe	Annee					Total
1	FRANCISCO SELYA	Provins	2006	10.8	11.0	11.4	11.0	44.2
2	GEHIN LOANE	Wasquehal	2005	10.8	11.4	9.8	11.4	43.4
	BRAVO LOANE	Portet sur Garonne	2005	10.5	11.3	10.6	11.0	43.4
4	PETROTCHENKO CAROLINE	Dammarie	2006	10.8	10.2	11.1	11.1	43.2
	SCHIAVAZZI LEANA	Renaison	2006	10.4	10.9	11.1	10.8	43.2
6	MARCHERAT COLYNE	Provins	2005	9.3	11.0	11.3	11.3	42.9
	PEYER ROMY	Dammarie	2007	10.4	11.1	10.7	10.7	42.9
	DOMETILLE MORGANE	Portet sur Garonne	2004	11.0	10.6	10.6	10.7	42.9
9	BELKHIRI HANNA	Givors	2006	10.0	11.0	11.0	10.8	42.8
10	CRUZ EMMA	Dammarie	2007	10.7	10.8	10.2	11.0	42.7
	REY LOUANE	Romans	2007	10.1	10.7	11.0	10.9	42.7
12	ROSZCZENKO WICTORIA	Chatou 2	2006	10.7	11.0	9.8	11.1	42.6
13	AIT-SGHIR KAMELIYA	Dammarie	2007	10.6	10.9	11.3	9.6	42.4
	MENIS CLARA	Portet sur Garonne	2005	10.0	11.1	10.7	10.6	42.4
15	DERIGON EDELWEISS	Renaison	2006	10.7	11.4	10.7	9.4	42.2
16	COZETTE LOU ANN	Annet sur Marne	2005	10.5	10.3	10.5	10.8	42.1
17	PHILIPPE CHLOE	Voisins	2005	10.3	10.5	10.8	10.4	42.0
	SAHNONNE SHERINE	Givors	2006	10.8	10.4	10.7	10.1	42.0
	GRZECZKOWICZ CHARLOTTE	Chatou 2	2006	10.5	10.9	10.9	9.7	42.0
20	KINDANGU VALENCE	Wasquehal	2004	10.7	11.2	8.9	11.1	41.9
	DEBERSE EVA	Chatou 2	2006	10.3	11.2	9.7	10.7	41.9
22	CORDIER AMBRE	Romans	2003	10.2	10.7	10.1	10.8	41.8
23	THOMAS CHLOE	Romans	2004	10.6	9.5	10.5	11.1	41.7
24	PESIN LAURINE	Wasquehal	2005	10.5	10.5	9.6	11.0	41.6
	GRIES ROMANE	Provins	2007	10.2	10.5	10.4	10.5	41.6
	VERGEOT ALYSON	Provins	2006	10.1	11.2	10.1	10.2	41.6
	GIRAUD ORLANE	Givors	2006	10.2	10.7	10.6	10.1	41.6
	AOUANOUK CELIA	Chatou 2	2006	10.2	10.5	10.5	10.4	41.6





29	GABSI FEYRIAL	Givors	2006	10.5	10.4	10.3	10.3	41.5
	PELTIER ELSA	Bagnols sur Cèze	2007	10.1	10.2	10.9	10.3	41.5
31	DEBAST ILANA	Voisins	2004	10.0	10.2	10.3	10.9	41.4
32	DURIER LUCIE	Renaison	2006	10.5	11.1	10.7	9.0	41.3
33	DIAZ CAMILLE	Voisins	2003	10.4	9.2	10.6	11.0	41.2
	ROUX CAMILLE	Annet sur Marne	2004	10.0	10.3	9.8	11.1	41.2
35	CHAUVEAU APOLLINE	Annet sur Marne	2006	10.0	10.2	9.9	11.0	41.1
36	KONIK SARAH	Dammarie	2006	10.4	9.9	10.8	9.9	41.0
	VINCENT MADELINE	Givors	2004	10.2	9.7	10.7	10.4	41.0
	HUGOT PAULINE	Chatou 2	2007	9.7	10.0	10.7	10.6	41.0
39	ANTIER ELOISE	Annet sur Marne	2006	10.2	9.6	10.3	10.7	40.8
	SAUVENEE ASTRID	Renaison	2006	10.4	10.8	9.8	9.8	40.8
	DEVOIZE CHLOE	Romans	2004	10.5	10.5	8.9	10.9	40.8
42	LUMINEAU MAELLE	Bagnols sur Cèze	2006	9.8	10.7	9.5	10.6	40.6
43	PERRIN ELOISE	Renaison	2005	11.0	8.9	10.9	9.7	40.5
44	DESCAMPS ALIX	Wasquehal	2005	9.5	9.5	10.7	10.7	40.4
45	RIBEYRE EMMA	Issoire	2004	9.6	9.7	10.4	10.6	40.3
46	PERHIRIN ANYA	Chatou 2	2006	9.8	9.9	9.7	10.7	40.1
47	AI GOUY SOLENE	Annet sur Marne	2006	10.2	9.1	9.8	10.7	39.8
48	CARON MARINA	Provins	2005	9.8	10.7	8.9	10.1	39.5
	BOREL CASSANDRE	Issoire	2004	8.9	9.7	10.4	10.5	39.5
50	ROUX LORIANE	Bagnols sur Cèze	2003	9.9	10.1	9.2	10.2	39.4
51	DUPUY-RODRIGUES THEA	Portet sur Garonne	2005	9.7	10.7	9.5	9.4	39.3
	HEITMANN LAURA	Issoire	2004	9.8	8.7	10.0	10.8	39.3
	ROCHE LISON	Romans	2003	9.4	10.9	8.5	10.5	39.3
54	THEVENET CLARA	Renaison	2005	10.2	11.2	9.6	8.1	39.1
55	BRUGIER NINA	Bagnols sur Cèze	2006	10.5	10.3	8.0	10.1	38.9
56	ARIA CANNELLE	Issoire	2003	10.0	8.5	10.0	10.1	38.6
57	LEGEAY ANGELINA	Voisins	2004	10.0	9.3	9.1	10.1	38.5
58	NETO RACHEL	Voisins	2004	9.6	9.8	9.2	9.7	38.3
	COLIN ENA	Portet sur Garonne	2003	9.9	9.3	9.7	9.4	38.3
	ALESSANDRI LUNA	Bagnols sur Cèze	2003	10.1	7.5	9.9	10.8	38.3
61	GARCIA MANON	Givors	2004	8.6	10.1	9.4	10.1	38.2
62	AL MIDANI CLARA	Provins	2005	10.1	8.5	10.0	9.5	38.1
63	GEYPELS ELENA	Voisins	2005	9.5	10.1	8.3	10.1	38.0
64	BRAUNSHAUSEN CLOTILDE	Issoire	2005	9.0	9.5	10.0	9.4	37.9
65	CHAPALAIN ENORA	Wasquehal	2004	9.0	7.1	10.3	10.7	37.1
	BIANCO LENA	Issoire	2005	8.7	7.8	10.4	10.2	37.1
67	MATURANA MELINA	Annet sur Marne	2006	8.5	6.0	9.0	9.6	33.1
68	SORBET AUREORE	Portet sur Garonne	2005	8.9	3.8	10.2	8.9	31.8
69	DE GRANDE EWANNE	Bagnols sur Cèze	2007	0.0	9.2	9.5	0.0	18.7

## 6. FEMININ NIVEAU6 11-15 ans . SA\_DA (individuels)

### 6.1. Résultats par équipes

	Equipe	Club					Total
1	Brindas	69--A.s.brindas	43.4	43.5	43.3	45.8	176.0
2	Meylan	38--Aspa meylan	42.2	43.7	43.0	46.5	175.4
3	Fresnes	94--A.A.S. FRESNES	42.4	44.4	43.6	44.8	175.2
4	Douai	59--Douai	41.6	42.5	44.7	45.9	174.7
5	Limonest	69--A.S.C.J.L. Limonest	41.9	42.2	44.1	44.1	172.3
6	Boucau Tarnos	64--Sics Boucau Tarnos	40.5	41.9	44.4	44.4	171.2
7	Perpignan	66--Uscm	43.0	41.4	42.2	44.1	170.7
	Martigues	13--Sports loisirs culture Martigues	40.7	41.9	42.8	45.3	170.7
9	Mantes la Ville	78--CAMV	40.7	43.3	42.4	44.0	170.4
10	Bousbecque	59--Bousbecque	41.2	42.4	41.4	44.6	169.6
11	Pont du Chateau	63--La jeune gaule	40.2	42.4	41.3	45.1	169.0
12	Haubourdin	59--Haubourdin gym	40.4	42.2	42.0	44.3	168.9
13	Houilles	78--Avant-Garde de Houilles	40.4	42.7	42.3	43.3	168.7
14	Castelnau le Lez	34--GSL34.com - Castelnau le Lez	39.6	42.5	41.9	43.9	167.9
15	Chappes LG	63--Chappes Limagne Gym	40.1	42.1	40.8	43.6	166.6
16	Chanceaux sur Choisille	37--AS CHANCEAUX - GYM	39.7	41.4	39.0	40.5	160.6

### 6.2. Résultats individuels

	Gymnaste	Equipe	Annee					Total
1	BAVILLE CHARLIE	Douai	2007	10.7	10.9	11.5	11.8	44.9
2	NESSAH SANA	Fresnes	2006	10.8	11.7	11.1	11.2	44.8
3	MARTINEZ NINON	Brindas	2007	11.0	11.0	11.3	11.1	44.4
4	TABURY THELMA	Mantes la Ville	2007	10.7	11.4	10.8	11.3	44.2
5	REYNIER DIT PRAT ELEA	Meylan	2006	11.0	10.6	10.8	11.6	44.0
6	AGNES EVA	Perpignan	2007	11.1	10.7	10.9	11.2	43.9
7	BOGUI DREZEL	Fresnes	2006	10.9	10.7	11.0	11.2	43.8
8	ANIEL CAMILLE	Meylan	2006	10.8	11.1	10.2	11.5	43.6
9	MERMILLOT BLONDIN INES	Meylan	2007	10.3	10.7	10.8	11.7	43.5
	GASARABWE EDWIGE	Brindas	2007	10.7	10.8	11.2	10.8	43.5
11	BALLY CLEA	Meylan	2007	10.0	11.0	10.7	11.7	43.4
12	NÉRÔME COLINE	Fresnes	2007	10.5	10.8	10.8	11.2	43.3
	DESMARETS EMMA	Douai	2007	10.5	10.9	10.3	11.6	43.3
	DESPREZ CHARLOTTE	Douai	2006	10.3	10.7	11.1	11.2	43.3
	GHESTEM AGATHE	Bousbecque	2006	10.4	10.7	10.8	11.4	43.3
16	CHEVROT CASSANDRA	Brindas	2007	10.4	10.6	10.8	11.4	43.2
	COLOMBIN GAIA	Brindas	2007	10.7	10.8	10.0	11.7	43.2
	DUBOIS ELISA	Brindas	2007	11.0	10.8	9.8	11.6	43.2
19	EJNAINI AMINA	Boucau Tarnos	2005	10.1	10.4	11.2	11.4	43.1
	LE FUSTEC MANON	Martigues	2007	10.0	10.6	11.3	11.2	43.1
	RION CHARLOTTE	Limonest	2005	10.6	10.6	11.0	10.9	43.1
22	BOVE FELICIA	Fresnes	2004	10.2	10.9	10.7	11.2	43.0







	MEYNAUD LOUISE	Limonest	2003	10.8	10.7	11.0	10.5	43.0
24	LEMOINE ANNABEL	Castelnau le Lez	2004	10.2	10.9	10.8	11.0	42.9
	BENTIN INES	Limonest	2005	10.6	10.5	10.4	11.4	42.9
26	MOSNIER CHLOE	Pont du Chateau	2006	9.9	10.4	11.0	11.5	42.8
27	VINCENT RIHANA	Houilles	2006	10.5	10.5	10.4	11.3	42.7
	GARS PAULINE	Haubourdin	2004	10.4	10.5	10.7	11.1	42.7
29	RICHAUME CLOE	Pont du Chateau	2006	9.5	10.9	10.8	11.4	42.6
30	FISCHER CANDICE	Boucau Tarnos	2005	9.8	10.5	11.0	11.2	42.5
31	COLOMBO ELISA	Limonest	2005	9.9	10.3	11.1	11.0	42.3
32	POIMBOEUF LOU	Meylan	2007	10.1	10.8	10.7	10.6	42.2
	ROUBIEU IRINA	Castelnau le Lez	2005	10.3	11.0	10.2	10.7	42.2
	DESCHAMPS LOUISON	Mantes la Ville	2007	10.3	10.5	10.2	11.2	42.2
35	GUIBE ODIN CAMILLE	Perpignan	2006	10.7	10.5	9.7	11.2	42.1
	WOLMY ALYSSIA	Boucau Tarnos	2003	10.4	10.7	11.2	9.8	42.1
	PROTCHE ALHENA	Martigues	2007	10.3	10.5	10.0	11.3	42.1
	DEMARCK CAMILLE	Bousbecque	2003	9.8	10.3	10.9	11.1	42.1
39	DE OLIVEIRA CLARISSE	Pont du Chateau	2006	10.7	10.5	9.9	10.9	42.0
40	TSE MARINE	Haubourdin	2006	9.8	10.5	10.4	11.2	41.9
	MADAU ELLA	Martigues	2006	10.3	9.7	10.8	11.1	41.9
42	LAVEDRINE MILLA	Haubourdin	2007	9.8	10.4	10.8	10.8	41.8
	LEDAC ROXANE	Meylan	2006	9.9	10.8	10.4	10.7	41.8
44	SABASTIER MONESTIER LOLA	Castelnau le Lez	2005	9.8	10.3	10.9	10.7	41.7
45	CAZEMAJOU CHLOÉ	Houilles	2006	9.9	10.7	10.9	10.1	41.6
	OLIVIER LILA-ROSE	Douai	2006	10.1	9.1	11.1	11.3	41.6
	LAROUX ADELE	Pont du Chateau	2006	10.1	10.6	9.6	11.3	41.6
	JESUS JADE	Brindas	2006	10.1	10.9	9.8	10.8	41.6
	CHABRIER LASNIER MALLISSE	Chappes LG	2006	10.0	10.3	10.6	10.7	41.6
	SERRANO NAIS	Chappes LG	2006	9.9	10.7	9.8	11.2	41.6
	MERLOT PERRINE	Bousbecque	2007	10.0	10.8	9.9	10.9	41.6
52	SAMAIN ADELIE	Houilles	2006	9.8	10.7	10.0	11.0	41.5
53	AMZEDE HAFSA	Mantes la Ville	2006	10.0	9.1	11.0	11.2	41.3
54	LOUDAR MARIE LOU	Bousbecque	2006	10.4	10.4	9.8	10.5	41.1
55	MINDEGUIA ELISE	Boucau Tarnos	2005	9.4	10.3	10.5	10.8	41.0
56	MARINI MAELYS	Houilles	2006	10.0	10.0	11.0	9.9	40.9
	DOS SANTOS STELLA	Boucau Tarnos	2006	10.2	8.7	11.0	11.0	40.9
	LAMBERT MANON	Martigues	2006	10.1	10.3	9.2	11.3	40.9
	CHATAIGNIER ELISE	Chanceaux sur Choisille	2007	10.1	10.9	9.5	10.4	40.9
	ROUSSEAU MADRID	Limonest	2005	9.9	9.7	11.0	10.3	40.9
61	LEBLANC LEONIE	Perpignan	2007	10.8	9.8	9.9	10.3	40.8
	SANQUER LILOU	Martigues	2006	8.6	10.5	10.7	11.0	40.8
	GHESTEM MARIE	Bousbecque	2004	9.9	10.5	9.7	10.7	40.8
64	CAZEMAJOU AMBRE	Houilles	2006	10.0	10.8	9.7	10.2	40.7
	HOUDOU CHIARA	Houilles	2006	9.8	10.5	9.6	10.8	40.7
	FLASQUE CHARLOTTE	Fresnes	2005	9.5	11.0	9.5	10.7	40.7
67	BERNADO MATILLO EMELINE	Perpignan	2007	10.4	8.3	11.3	10.6	40.6
	LECLERC-TARIAN ILONA	Boucau Tarnos	2004	9.6	9.7	10.8	10.5	40.6
69	LAMBRECHT HERMIONE	Haubourdin	2007	10.1	10.8	8.4	11.2	40.5
	GATIGNOL LALIE	Chappes LG	2007	9.6	10.6	9.9	10.4	40.5
71	DESESSART ANNLYSE	Bousbecque	2007	10.4	10.2	8.6	11.2	40.4
72	DORANDEU LYS	Perpignan	2006	9.3	9.8	10.1	11.1	40.3
	CARTIER ANAÏS	Chanceaux sur Choisille	2007	9.9	10.3	9.5	10.6	40.3
74	DUBOIS JUSTINE	Chappes LG	2007	10.1	9.9	9.4	10.8	40.2
75	POURIEL ALISSON	Castelnau le Lez	2004	8.8	9.6	9.9	11.5	39.8





	DIGONNAUX JENNY	Chappes LG	2006	10.1	10.5	8.3	10.9	39.8
77	BERRY VANILLE	Chanceaux sur Choisille	2007	9.8	10.3	10.2	9.2	39.5
78	CROZIER COLINE	Limonest	2003	9.7	10.4	8.5	10.8	39.4
79	MAURIES VICTOIRE	Perpignan	2004	9.6	10.4	8.8	10.4	39.2
	BONNAVITA ELSA	Castelnau le Lez	2005	9.3	9.2	10.0	10.7	39.2
	MILLET SOUNYA	Mantes la Ville	2006	9.4	10.7	9.5	9.6	39.2
82	MALEVRE MAILIS	Mantes la Ville	2007	9.2	9.1	10.4	10.3	39.0
83	FASSARD CELIA	Douai	2006	10.1	9.3	8.8	10.6	38.8
84	CARLIN ANAÏS	Chanceaux sur Choisille	2006	9.8	9.1	9.4	10.3	38.6
85	SERVANT LISA	Chanceaux sur Choisille	2007	9.9	9.9	9.8	8.8	38.4
86	COURTIAU CARLA	Mantes la Ville	2007	9.7	10.7	9.5	8.4	38.3
87	FIGUEIREDO JULINE	Chappes LG	2007	8.6	9.8	10.5	8.9	37.8
88	COURTIAL JADE	Martigues	2007	9.2	6.8	9.8	11.5	37.3
89	PELLETER KLARA	Fresnes	2006	9.8	8.2	8.4	9.2	35.6
90	COTON STELLA	Castelnau le Lez	2004	9.3	10.3	4.6	10.5	34.7
91	WREVEN AGATHE	Douai	2006	0.0	10.0	11.0	11.0	32.0
92	TIEBOIS ENOLA	Haubourdin	2006	10.1	0.0	10.1	10.6	30.8

## 7. FEMININ NIVEAU8 11 + . SA\_DA (individuels)

### 7.1. Résultats par équipes

	Equipe	Club					Total
1	Bouc Bel Air	13--Bouc bel air gymnastique	37.5	39.4	38.6	40.5	156.0
2	Romans	26--avenir de romans	36.5	38.6	39.5	40.7	155.3
3	St Martin Boulogne	62--Eveil de st martin	35.3	39.1	40.7	39.9	155.0
4	Orchies	59--La concorde orchies	33.6	36.4	39.5	40.2	149.7
5	Perpignan	66--Uscm	34.8	35.7	39.0	39.6	149.1
6	Belleville sur Saone	69--Gym club belleville beaujolais	33.6	35.4	38.9	40.4	148.3
7	Guines	62--La patriote de guines	34.4	35.6	38.7	39.4	148.1
	Castelnau le Lez	34--GSL34.com - Castelnau le Lez	33.7	36.6	38.3	39.5	148.1
9	Bourg St Maurice	73--Bsm gym bourg st maurice	33.6	39.0	37.9	40.4	147.9 (3.0)
10	Osny	95--Espoirs gymniques d'osny	34.6	34.2	38.8	38.9	146.5
11	Vineuil	41--Vineuil sports gym. artistique	34.2	34.7	36.5	38.7	144.1
12	Mantes la Ville	78--CAMV	33.8	34.7	36.5	37.5	142.5




### 7.2. Résultats individuels

	Gymnaste	Equipe	Annee					Total
1	GRANET LILY	Romans	2007	9.7	10.0	10.0	10.3	40.0
2	GARAFFA CASSY	Bouc Bel Air	2007	9.9	10.1	10.0	9.9	39.9
3	CRETEUR ELYNE	St Martin Boulogne	2005	9.3	10.3	10.1	10.0	39.7
4	DESHAYES LAURA	Bouc Bel Air	2004	9.9	9.9	9.5	10.0	39.3
5	THIOLLIER MAELYS	Romans	2006	8.9	9.7	10.1	10.4	39.1
6	MAREC LUSSY	St Martin Boulogne	2004	9.0	9.7	10.2	9.7	38.6
7	PINHEIRO ANAËLE	Perpignan	2005	9.4	9.7	9.6	9.8	38.5
	CHEVINS GABRIELLE	Bourg St Maurice	2007	8.6	9.8	9.7	10.4	38.5
9	GILLET ANAIS	Bouc Bel Air	2006	9.1	9.5	9.5	10.2	38.3
10	CHABBERT BOULHAN MANON	Osny	2006	9.3	9.1	9.8	9.8	38.0
	FABRE LILA	Bouc Bel Air	2005	8.6	9.8	9.4	10.2	38.0
12	LEPRETRE CAMILLE	St Martin Boulogne	2007	8.7	8.8	10.5	9.9	37.9
	DURAND MARINE	Romans	2003	9.1	9.3	9.7	9.8	37.9
14	SART MÉLANIE	Guines	2005	8.5	9.5	9.8	10.0	37.8
	EGLIN LEA	Romans	2004	8.7	9.4	9.7	10.0	37.8
16	BEAUMONT ORIANE	Orchies	1995	8.4	9.2	9.7	10.3	37.6
17	GONZALES MÉLISSA	St Martin Boulogne	2007	8.3	9.4	9.9	9.8	37.4
	CONDOMINAS JULIETTE	Perpignan	2005	8.7	8.8	9.7	10.2	37.4
	LOFFREDO DAPHNÉE	Perpignan	2004	8.9	8.6	10.1	9.8	37.4
	DE LA FOURNIERE CAPUCINE	Belleville sur Saone	2005	8.1	9.5	9.4	10.4	37.4
21	COLLIOT AMBRE	Belleville sur Saone	2006	8.2	9.3	9.8	10.0	37.3
	PAOLIN-TCHERKEZIAN MAHE	Bourg St Maurice	2006	8.7	9.6	9.1	9.9	37.3
23	GARNIER LAURINE	Belleville sur Saone	2006	8.5	8.6	9.9	10.2	37.2
	BLANC SARAH	Romans	2000	8.6	9.5	9.1	10.0	37.2





25	PIGEAIRE AGATHE	Castelnau le Lez	2004	8.0	9.6	10.0	9.5	37.1
26	CLERFAYTS ZOE	Osny	2007	8.6	8.5	10.0	9.9	37.0
	SARTRE HÉLOÏSE	Castelnau le Lez	2007	8.9	8.9	9.9	9.3	37.0
28	DEJARDIN SARAH	Castelnau le Lez	2001	8.8	9.3	9.2	9.6	36.9
	BOISNARD ELYNE	Vineuil	2007	9.2	8.5	9.6	9.6	36.9
30	LETIENNE JULIE	Orchies	1996	8.2	9.0	9.7	9.8	36.7
31	IMBERT THIFAINE	Guines	2005	9.0	9.0	8.7	9.9	36.6
32	CHEVALLIER PRISCILLIA	Orchies	1996	7.2	9.1	10.1	10.1	36.5
	ORLAY SHANEL	Bouc Bel Air	2003	8.6	9.3	9.0	9.6	36.5
	BOUET CHARLOTTE	Bourg St Maurice	2005	8.1	9.4	9.1	9.9	36.5
	CASTRO FERNANDES LARA	Bourg St Maurice	2007	8.1	9.1	9.2	10.1	36.5
36	LE BERRE ELAÏS	Guines	2006	7.8	8.6	10.0	10.0	36.4
	GOUVEIA COELHO LUANA	Bourg St Maurice	2007	8.2	9.9	8.3	10.0	36.4
38	DHIEUX THAIS	Guines	2006	8.5	8.5	9.8	9.5	36.3
	DARONAT LISE	Romans	2004	8.8	9.2	9.6	8.7	36.3
40	LAFONT MÉLODIE	Osny	2004	8.4	8.5	9.7	9.5	36.1
	TEISSIER AMBRE	Castelnau le Lez	2005	7.9	8.8	9.1	10.3	36.1
42	BARTELLEAU EMMA	Vineuil	2006	8.9	9.2	8.9	9.0	36.0
43	CHENNANE SOFIA	Mantes la Ville	2007	9.0	8.5	9.2	9.2	35.9
44	GUIMARAES CHLOÉ	Orchies	1997	8.1	7.8	9.9	10.0	35.8
45	DOBEL MORGANE	Castelnau le Lez	2004	8.0	8.5	9.2	9.9	35.6
	SOARES-SUPPLIGEAU ENZA	Vineuil	2006	7.7	8.6	9.1	10.2	35.6
	PLANCHE MANON	Belleville sur Saone	2006	8.8	7.9	9.4	9.5	35.6
48	HOLARD MARION	St Martin Boulogne	2004	8.2	8.3	9.1	9.9	35.5
	MALHERBE LARA	Perpignan	2005	7.8	8.6	9.6	9.5	35.5
	GAGET FLAVY	Belleville sur Saone	2005	7.9	8.0	9.8	9.8	35.5
	SUTHARSHAN ABIRAMI	Mantes la Ville	2005	7.7	9.2	9.4	9.2	35.5
52	CORREIA VALENTINE	Mantes la Ville	2007	8.1	8.5	9.1	9.6	35.3
	DELAMARE ZELIE	Mantes la Ville	2006	8.5	8.5	8.8	9.5	35.3
54	ANDRE MATHILDE	Osny	2005	8.0	7.9	9.3	9.7	34.9
55	ACETO LUCIE	Perpignan	2005	7.4	8.6	9.0	9.8	34.8
56	DESSEIN CLARA	Guines	2004	8.4	7.9	9.1	9.3	34.7
	MULLER AYMONE	Castelnau le Lez	2005	7.3	8.7	9.0	9.7	34.7
58	NGUYEN SARAH	Osny	2004	8.3	7.6	8.6	9.3	33.8
59	PIVRON EDEN	Vineuil	2006	8.4	8.4	8.9	8.0	33.7
60	FLAMENT CORALINE	Vineuil	2007	7.6	8.2	7.9	9.9	33.6
61	DAMBRINE TAINA	Osny	2005	7.9	8.1	8.1	9.4	33.5
62	CHERITAT ALICE	Mantes la Ville	2006	8.2	7.2	8.6	8.3	32.3
	GUENVER MAUD	Mantes la Ville	2006	7.5	7.3	8.3	9.2	32.3
64	MILLE CALLISTA	St Martin Boulogne	2005	0.0	9.7	9.7	10.1	29.5
65	IEMETTI MANON	Bouc Bel Air	2006	0.0	9.6	9.6	10.1	29.3
66	DELAGRANGE LANA	Bourg St Maurice	2005	0.0	9.7	9.9	9.1	28.7
67	DARCQ ISCIANE	Orchies	2000	8.9	9.1	9.8	0.0	27.8
68	CLEMENT EMILIE	Belleville sur Saone	2006	0.0	0.0	0.0	8.4	8.4
69	PEREZ MELISSA	Perpignan	2002	0.0	0.0	0.0	0.0	0.0
	BIGOT CORALY	Vineuil	2006	0.0	0.0	0.0	0.0	0.0

## 8. FEMININ NIVEAU5 11-15 ans . SA\_DA (B) (individuels)

### 8.1. Résultats par équipes

	Equipe	Club					Total
1	Menucourt	95--Gym menucourtoise	44.8	44.9	44.7	44.7	179.1
2	Vaugneray	69--Union sportive de l'ouest lyonnais	44.4	45.1	43.0	43.8	176.3
3	Volvic	63--Volvic	43.5	44.6	42.9	44.6	175.6
4	Voisins	78--Voisins	42.6	44.6	41.6	45.4	174.2
5	Brindas	69--A.s.brindas	43.1	45.8	40.5	43.9	173.3
6	Provins	77--Les manicous	44.5	44.2	40.5	43.7	172.9
7	Trets	13--Gymnastique sportive tretsoise	43.6	43.9	41.8	43.3	172.6
	Le Bouscat	33--Union Sportive Bouscataise Gym	42.2	44.5	42.0	43.9	169.6 (3.0)
9	Orchies	59--La concorde orchies	40.6	42.8	42.5	43.1	169.0
10	Chaponnay	69--Chaponnay gym	43.3	41.8	38.4	41.5	165.0
11	Clermont Ferrand	63--Clermont st-jacques gymnastique	40.4	42.9	40.4	40.9	164.6
12	Luynes	37--AS LUYNES GYM-ENFANTS	41.7	40.9	38.1	41.6	162.3

### 8.2. Résultats individuels





	Gymnaste	Equipe	Annee					Total
1	TOULOUR LILOU	Vaugneray	2006	11.5	11.8	11.4	11.8	46.5
2	DA SILVA LENA	Volvic	2006	11.4	11.9	11.0	11.6	45.9
3	VANDAELE ROMANE	Volvic	2006	11.2	11.2	11.5	11.8	45.7
4	GARNIL LEA	Menucourt	2004	11.2	11.8	11.1	11.5	45.6
5	THIERY AMANDINE	Voisins	2005	11.1	11.7	11.1	11.1	45.0
6	SERVOUZE CLARA	Vaugneray	2007	11.4	11.3	10.4	11.4	44.5
7	BOUTHEGOURD LUCILE	Menucourt	2004	11.0	10.7	11.3	11.4	44.4
	DUGAIS LEA	Brindas	2005	11.2	11.6	10.1	11.5	44.4
9	BOEFFARD FANNY	Menucourt	2004	11.0	11.2	11.1	11.0	44.3
	MALMONTET LEA	Menucourt	2004	11.1	11.2	11.2	10.8	44.3
11	GAUTIER MAELYS	Le Bouscat	2007	10.4	11.1	11.3	11.3	44.1
12	HERIZI AMEL	Trets	2005	10.8	11.3	10.4	11.3	43.8
	DESVEAUX-COLETTI CASSIE	Brindas	2005	10.9	11.3	10.5	11.1	43.8
14	BARRE MAEVA	Provins	2004	11.1	11.2	10.3	11.1	43.7
	MAROT FLEUR	Provins	2005	11.3	10.8	10.3	11.3	43.7
	LESTRADE CLARA	Volvic	2005	10.5	11.2	11.0	11.0	43.7
17	LAN LOUANE	Trets	2005	10.7	11.4	10.5	11.0	43.6
18	MENNIG ELINOR	Voisins	2005	10.5	11.9	9.9	11.2	43.5
19	APEA BERNICE	Provins	2006	10.8	11.5	10.4	10.7	43.4
20	GARLIN AMELIE	Orchies	2005	10.5	9.7	11.6	11.2	43.0
21	RIBON CAPUCINE	Vaugneray	2004	10.8	11.1	10.5	10.4	42.8
	JESUS CORALINE	Brindas	2003	10.8	11.5	9.9	10.6	42.8
	PAGEOT SELLIER DIANE	Le Bouscat	2005	10.3	11.2	10.2	11.1	42.8
24	LI SOPHIE	Voisins	2005	10.1	9.9	10.9	11.3	42.2
25	BOUCHARD CLOTILDE	Brindas	2005	10.2	11.4	9.8	10.7	42.1
26	BAHMANI SARAH	Menucourt	2006	11.2	9.8	10.3	10.6	41.9

	TAPIE MARGAUX	Le Bouscat	2006	10.7	11.3	8.9	11.0	41.9
28	LUCAS DE BAR LUCIE	Le Bouscat	2006	10.8	10.9	9.6	10.5	41.8
29	MAROT PERLE	Provins	2004	10.9	10.7	9.5	10.6	41.7
30	DESMET LISE	Orchies	2003	9.7	11.1	11.3	9.5	41.6
	DUDOIGNON ZOÉ	Orchies	2003	10.2	10.0	10.3	11.1	41.6
	BARDE LILY-ROSE	Chaponnay	2007	10.5	11.3	9.2	10.6	41.6
33	BOUVET JOSEPHINE	Trets	2005	10.7	11.3	10.1	9.4	41.5
	VARRY LILOU	Vaugneray	2004	10.7	10.9	9.7	10.2	41.5
	LALLART CHLOE	Clermont Ferrand	2003	9.8	11.1	9.8	10.8	41.5
	THENAULT LOLA	Chaponnay	2006	10.8	10.3	10.3	10.1	41.5
37	POURCHET NOEMIE	Clermont Ferrand	2003	10.9	10.5	10.2	9.8	41.4
38	ARGENTIN CAMILLE	Voisins	2005	10.6	11.1	8.5	11.1	41.3
	PASTUREAU FANNY	Trets	2006	11.3	9.4	10.1	10.5	41.3
40	BAPTISTA AMANDINE	Clermont Ferrand	2003	10.2	11.1	9.8	9.9	41.0
41	CHEZAL CAMILLE	Clermont Ferrand	2005	9.5	10.2	10.6	10.4	40.7
	GHAZALI LOUNA	Chaponnay	2006	10.9	9.8	9.5	10.5	40.7
43	PENAZZI AMANDINE	Trets	2006	10.8	9.6	9.6	10.5	40.5
44	MANCONI GAVINO LAURYNE	Trets	2005	10.2	9.9	10.8	9.3	40.2
	FAUQUEMBERGUE ANAÏS	Luynes	2003	10.4	10.0	9.6	10.2	40.2
	SABAU ELINE	Luynes	2003	10.5	10.2	9.6	9.9	40.2
	BOURGEOIS KINCY	Le Bouscat	2005	10.3	8.8	10.9	10.2	40.2
48	PESIN FLORINE	Orchies	2003	9.9	10.8	9.2	10.2	40.1
	ALCOLEA LAUREANA	Chaponnay	2007	10.7	10.3	8.8	10.3	40.1
50	DUMINY MAELY	Orchies	2004	10.0	10.2	9.0	10.6	39.8
	LYONNET LUCIE	Chaponnay	2007	10.9	9.9	9.4	9.6	39.8
52	LATHIERE MARION	Voisins	2004	10.2	7.9	9.7	11.8	39.6
	SABAU SHANA	Luynes	2003	10.7	9.9	8.3	10.7	39.6
54	MARTINEZ LEA	Brindas	2005	10.1	9.2	10.0	10.1	39.4
55	GUENOT ELOÏSE	Orchies	2004	9.9	10.7	9.3	9.4	39.3
56	TONNEAU ZOÉ	Provins	2006	11.1	10.1	8.0	10.0	39.2
	GONIN VICTORIA	Vaugneray	2005	9.1	9.7	10.7	9.7	39.2
	RABY JEANNE	Le Bouscat	2006	9.8	10.9	8.6	9.9	39.2
59	PIPA ELISA	Volvic	2005	9.4	10.1	9.4	10.2	39.1
60	BAMOUNGABIO TEDE	Provins	2005	11.0	9.3	8.7	10.0	39.0
61	THOMAS EVA	Luynes	2003	9.6	10.8	7.5	10.8	38.7
62	RAMALINGOM LEANE	Menucourt	2007	11.3	8.2	9.3	9.8	38.6
63	CAPITAINE CHLOE	Voisins	2004	10.4	8.3	8.4	9.9	37.0
64	BOELENS LAURELINE	Volvic	2004	10.4	10.3	7.3	8.8	36.8
65	LAMBLIN--MOLLER EVE	Chaponnay	2007	10.6	9.8	8.5	7.8	36.7
66	SAINT PAUL BEAL LILIA	Brindas	2006	10.1	6.0	9.1	9.8	35.0
67	ROZIERE MARGOT	Clermont Ferrand	2003	7.9	8.8	8.9	8.9	34.5
68	AINARDI MATHILDE	Luynes	2003	10.1	9.3	10.6	0.0	30.0





**Résultats de la compétition**  
***Finales nationales UFOLEP***  
***Crolles***  
***8 et 9 juin 2019***

# 1. FEMININ NIVEAU3 11 + . SA\_DA (individuels)

## 1.1. Résultats par équipes

	Equipe	Club					Total
1	Montereau	77--Cs montereau	34.8	36.3	37.7	38.1	146.9
	Rungis	94--Rungis	34.3	37.0	38.0	37.6	146.9
3	Gradignan Gymnix	33--Gymnix	33.8	34.9	37.8	38.5	145.0
4	LUC gym	59--Luc gym	32.0	36.4	38.1	38.0	144.5
5	Biarritz	64--Equilibre Biarritz	32.3	35.4	37.6	38.6	143.9
6	Amplepuis	69--La fraternelle	34.1	34.8	36.6	37.9	143.4
	Anse	69--Jeunesse ansoise	33.5	35.7	37.9	36.3	143.4
8	Muret	31--Le Ralliement	31.9	36.6	36.0	38.4	142.9
9	St Genis les Ollières	69--Entente St genoise	32.7	37.7	35.8	36.1	142.3
10	Chateaurenard	13--Indépendante chateaurenard	32.7	35.6	36.4	37.0	141.7
11	Castelnau le Lez	34--GSL34.com - Castelnau le Lez	34.3	35.9	36.5	34.4	141.1
12	Chateauroux	36--ASPTT GYM	32.5	35.1	35.3	37.0	139.9
13	Brindas	69--A.s.brindas	31.8	34.0	35.9	38.0	139.7
14	Vendome	41--US VENDOME	32.8	34.2	33.9	38.2	139.1
15	Maure de Bretagne	35--L'étoile mauritanienne	31.6	34.2	37.0	35.3	138.1
16	Ecuelles	77--Adsce gym	31.7	33.1	35.0	37.5	137.3

## 1.2. Résultats individuels





	Gymnaste	Equipe	Annee					Total
1	BARAKA AMINE	LUC gym	2000	10.7	13.7	13.4	13.1	50.9
2	PHIBEL LORETTA	Montereau	2004	11.5	12.8	13.4	12.9	50.6
3	FARJOT ILONA	Amplepuis	2005	11.3	12.7	13.2	12.6	49.8
4	GOLLIAU LUCILLE	Montereau	1997	12.1	12.4	12.4	12.7	49.6
5	GIRAUD EMMA	Amplepuis	2006	12.1	12.1	12.2	12.9	49.3
	MARTIN MAE	Brindas	2004	10.2	13.3	12.7	13.1	49.3
7	KHELOUI YAËLLE	Rungis	2000	11.2	12.7	12.9	12.3	49.1
	LAFERRERE FLORENCE	St Genis les Ollières	1990	11.6	13.2	11.8	12.5	49.1
9	HERAUD ALEXIA	Anse	2001	12.0	11.9	12.6	12.0	48.5
	AUBERT ELEA	Gradignan Gymnix	1994	11.9	10.3	13.1	13.2	48.5
11	MARCHIORI CLAIRE	Rungis	1985	11.5	12.2	12.2	12.3	48.2
12	NOWAK CLARA	Rungis	1999	11.6	12.1	11.6	12.6	47.9
13	LAURET EVE MARIE	Biarritz	1990	11.0	11.8	12.2	12.8	47.8
14	RAY JOHANNA	Anse	2000	10.2	12.5	12.6	12.3	47.6
15	NOYER EMILIE	Castelnau le Lez	2005	11.4	12.2	12.5	11.4	47.5
16	PUERTA ELOISE	Muret	2002	10.9	11.9	11.6	13.0	47.4
17	DINGER DILANA	Gradignan Gymnix	2000	10.5	11.8	12.5	12.5	47.3
	GUICHARD LOLA	Vendome	2001	10.8	12.4	11.1	13.0	47.3
19	PYDEGADU OCEANE	Muret	2002	10.6	12.5	11.4	12.7	47.2
20	GILLET MANON	Chateauroux	2000	11.0	11.5	11.7	12.9	47.1
	DUTFOY ELSA	Chateaurenard	1999	10.6	12.1	11.7	12.7	47.1
22	AYARI TASNIM	Chateaurenard	2005	10.3	11.6	13.2	11.9	47.0
	GARCIA EMILIE	Chateaurenard	2004	11.3	11.9	11.5	12.3	47.0
24	DE LA FOATA FANNY	Anse	2002	10.8	11.3	12.7	12.0	46.8
	CILLARD BENQUET LILI	Biarritz	2002	9.7	12.0	12.3	12.8	46.8
26	BEAUCHAMP LAURA	Castelnau le Lez	1999	11.7	11.6	12.4	10.9	46.6
27	BERTHON LAURE	Brindas	2003	11.4	10.1	11.9	13.1	46.5
28	DIBARBAURE GAYENETCHE LOU AINARA	Biarritz	1998	10.4	11.6	12.2	12.2	46.4



29	DELON EMILIE	Chateauroux	2000	10.6	12.2	11.6	11.9	46.3
30	YOCUM STACY	Muret	2002	10.3	10.7	12.5	12.7	46.2
	ROLLE SHERLEY	Maure de Bretagne	2005	10.7	10.9	12.5	12.1	46.2
32	PARIS MELISSA	Ecuelles	2005	10.9	11.3	11.8	12.1	46.1
	CASCARRA LOU	Gradignan Gymnix	1999	10.2	11.0	12.2	12.7	46.1
34	LUBINEAU LAURINE	Vendome	1998	11.3	11.4	11.7	11.6	46.0
	BALVAY LUCILE	St Genis les Ollières	1996	10.4	12.5	11.8	11.3	46.0
36	MEMBRIVES MELANIE	Montereau	2001	10.7	10.9	11.9	12.3	45.8
37	GENTE ANAËLLE	Rungis	2003	10.7	9.4	12.9	12.7	45.7
38	WARGNIER ESTELLE	LUC gym	2002	10.6	10.8	11.7	12.5	45.6
	CASU CAMILLA	St Genis les Ollières	2002	10.3	12.0	11.4	11.9	45.6
40	CHATARD FEDOUL SOLEA	Muret	1999	10.4	12.2	11.9	11.0	45.5
	MARICAL CHLOE	St Genis les Ollières	1999	10.7	10.9	12.2	11.7	45.5
42	SONNEFRAUD CHLOE	Ecuelles	2002	10.0	10.8	11.8	12.7	45.3
43	ROSSIN JULIETTE	Montereau	2002	10.2	11.1	11.4	12.5	45.2
	LEPERCK LUCIE	LUC gym	2003	10.6	10.1	12.9	11.6	45.2
	BOURLOIS MAELYS	Maure de Bretagne	2004	10.0	11.1	12.2	11.9	45.2
46	GUIBLIN LAURIE	Chateauroux	1990	10.8	11.3	12.0	10.9	45.0
	RASOARAHONA MIALY	Chateauronard	2005	10.8	11.2	11.1	11.9	45.0
	LE GOUALLEC KYLIANNE	Vendome	2003	10.7	10.4	11.1	12.8	45.0
49	MAURINES ROXANNE	Anse	1998	10.7	10.7	12.4	11.1	44.9
50	CHERISTIN MAYLEEN	Montereau	2004	11.2	10.5	10.9	12.2	44.8
	CAMU JULIE	Castelnau le Lez	1996	11.2	11.2	10.3	12.1	44.8
	ESCOLAR CLARA	Biarritz	2003	10.9	7.8	13.1	13.0	44.8
53	BOZEC SARAH	Ecuelles	1998	10.3	11.0	10.7	12.7	44.7
54	PRIOUL MAUD	Maure de Bretagne	1992	10.2	11.3	11.7	11.3	44.5
55	PERRET CHLOE	Amplepuis	1994	10.7	10.0	11.2	12.4	44.3
	DESCHAMPS ALEXA	Chateauronard	1996	10.2	10.9	11.2	12.0	44.3
57	CHOTARD MANON	Maure de Bretagne	1996	10.2	11.8	12.3	9.8	44.1
58	POTIER ANNE LONA	Chateauroux	1999	10.4	11.3	11.4	10.9	44.0
59	POUJADE BERTRAND MAËVA	Castelnau le Lez	2004	9.5	12.1	11.6	10.6	43.8
60	ROCCHETTI JENNIFER	Rungis	1988	10.6	11.2	11.5	10.2	43.5
	BARBIER ENORA	Maure de Bretagne	2003	10.7	10.4	11.2	11.2	43.5
62	GAUDY MANON	Ecuelles	2001	10.2	9.8	11.2	12.0	43.2
63	CHARPIN AUDREY	Chateauroux	2001	10.7	11.4	8.8	12.2	43.1
	LEGRET JULIE	Vendome	2002	10.5	9.3	10.9	12.4	43.1
65	AMAT MANON	Castelnau le Lez	2004	10.8	11.2	10.4	10.5	42.9
66	GIQUEL ANNAELLE	Ecuelles	2006	10.5	10.0	11.4	10.9	42.8
67	LEFEVERE AUDE	Brindas	2004	10.2	10.6	10.1	11.8	42.7
68	LE ROUX MANON	Anse	2003	10.0	10.7	10.0	11.5	42.2
69	EPAIN TIFFANY	LUC gym	1999	10.7	7.8	10.7	12.4	41.6
70	LAMBERT OLYMPE	Brindas	1997	10.2	8.6	10.5	10.0	39.3
71	N GAGUE ANNE-LAURE	Amplepuis	2002	9.5	8.8	10.1	10.3	38.7
72	LAMBERT CASSANDRE	Brindas	2000	10.1	6.7	11.3	9.7	37.8
73	DUBROCA AMELIE	Gradignan Gymnix	2005	11.4	0.0	11.5	12.6	35.5
74	LABURTHE LORENE	Gradignan Gymnix	1999	9.6	12.1	11.6	0.0	33.3
75	CARTRY ELEONORE	Muret	2003	0.0	11.2	10.0	11.4	32.6
76	LANEUSE KRYPEL	Biarritz	2002	0.0	9.6	11.0	11.3	31.9
77	POTDEVIN LENA	LUC gym	1999	0.0	11.9	11.8	0.0	23.7

## 2. FEMININ NIVEAU5 11-18 ans . SA\_DA (individuels)

### 2.1. Résultats par équipes

	Equipe	Club					Total
1	St Just St Rambert	42--Fjep st-just st-rambert	44.9	47.4	43.8	46.4	182.5
2	Crest	26--Us crétoise gymnastique	44.6	46.3	43.2	46.6	180.7
	Amiens	80--Femina Sport Amiens	45.0	45.3	44.9	45.5	180.7
4	Sallaumines	62--Dynamic Gym Sallaumines	44.0	44.4	44.0	46.6	179.0
5	Guadeloupe	971--AS GYMNIQUE DU MOULE	45.0	44.5	43.4	45.8	178.7
6	Salles SC	33--Sporting Club de Salles	43.7	43.1	44.5	47.2	178.5
7	Montmelian	73--Ecole gym sportive montmelian	44.7	44.1	43.4	45.2	177.4
8	Menucourt	95--Gym menucourtoise	44.5	45.0	41.9	45.4	176.8
9	Cournon	63--Cournon d'Auvergne Gym	42.4	44.9	43.3	45.1	175.7
10	Pont du Chateau	63--La jeune gaule	44.7	44.2	40.4	45.4	174.7
11	Montpellier MUC	34--MUC GYM	44.1	43.4	42.1	44.6	174.2
12	La Chatre	36--Union sportive la chatre	44.5	41.9	40.9	43.9	171.2
13	Blaye	33--A.L.BLAYE GYM	41.5	42.3	40.6	44.8	169.2





### 2.2. Résultats individuels

	Gymnaste	Equipe	Annee					Total
1	DUCHET ALYCIA	Sallaumines	2001	11.7	11.8	11.8	12.0	47.3
2	DUSSERT CARLA	Montpellier MUC	2001	11.1	11.6	11.5	11.9	46.1
3	LESCOUET AMBRE	Salles SC	2005	11.1	11.1	11.6	12.2	46.0
4	DUPRE ANGELIQUE	Menucourt	2000	11.4	11.7	11.5	11.2	45.8
5	FRAISSE LUCIE	St Just St Rambert	2004	11.3	12.2	10.4	11.8	45.7
	POINTUD LUCILE	St Just St Rambert	2004	11.4	11.2	11.5	11.6	45.7
	DULAS LESLIE	Salles SC	2002	11.0	11.5	11.3	11.9	45.7
	BOUCHET ALEXIA	Amiens	2002	11.2	12.2	11.2	11.1	45.7
	DEVENDEVILLE EMMA	Amiens	2003	11.3	11.6	11.3	11.5	45.7
10	QUERULE LORENA	Guadeloupe	2002	11.1	11.3	11.3	11.9	45.6
11	ROLLAND CINDY	Crest	2000	11.3	11.9	10.6	11.6	45.4
	MORCRETTE MARGOT	Amiens	2002	11.3	11.4	11.3	11.4	45.4
13	COUSIN ELISA	Sallaumines	2004	11.0	11.7	11.1	11.5	45.3
14	GIRAUDEAU EMMA	Cournon	2001	10.8	11.8	10.9	11.5	45.0
	BERGER TAIS	Crest	2005	11.1	11.6	10.7	11.6	45.0
16	ANNESTAY IRINA	Crest	2005	11.1	10.9	10.9	12.0	44.9
17	TESSANNE CHLOE	Montmelian	2003	11.2	11.1	11.0	11.4	44.7
18	GERMANY KIMLY	Menucourt	2003	11.0	11.1	10.7	11.8	44.6
19	COLOMBET ELSA	St Just St Rambert	2005	11.0	11.8	10.3	11.4	44.5
	THESSOT MARINE	St Just St Rambert	2002	10.8	10.8	11.3	11.6	44.5
	LEBATTEUX MYRIAM	Pont du Chateau	2003	11.3	11.6	9.9	11.7	44.5
	MANCHIN OPHELTES LISA	Guadeloupe	2003	11.2	11.0	11.3	11.0	44.5
23	DUMAS JULIETTE	La Chatre	2001	11.4	11.2	10.7	11.1	44.4
	BESLE SAONA	Guadeloupe	2004	10.8	11.5	10.7	11.4	44.4

25	GROSMANN CLEMENCE	Cournon	2001	10.4	11.8	11.1	11.0	44.3
	VITTON LOU	Montmelian	2002	11.1	11.5	10.5	11.2	44.3
27	RAMIRES GILBERT MELYSSA	Pont du Chateau	2005	11.2	10.7	10.9	11.4	44.2
28	LE FRANCOIS ALICE	Crest	2005	10.8	11.2	11.0	11.1	44.1
29	THAUVIN AMBRE	Salles SC	2006	10.8	10.8	11.0	11.4	44.0
30	PELISSON LOANE	St Just St Rambert	2005	10.6	11.7	10.6	10.9	43.8
31	CHAIZE JULIETTE	St Just St Rambert	2004	11.2	11.7	10.1	10.6	43.6
32	DA COSTA LEA	Amiens	2002	11.2	10.0	11.0	11.3	43.5
33	JACOB NOELYA	Guadeloupe	2003	11.4	10.4	10.1	11.5	43.4
34	MAURICE VALENTINE	Cournon	2003	10.4	11.1	10.5	11.3	43.3
	BASSO LEA	Montmelian	2002	11.3	9.1	11.4	11.5	43.3
	BRUNET PAULINE	Amiens	2003	11.2	9.7	11.1	11.3	43.3
37	SCHMITT MANON	Pont du Chateau	2002	11.2	10.3	10.4	11.2	43.1
38	BOURCIER ROMY	Blaye	2002	10.9	10.4	10.6	11.1	43.0
	DUBIEZ MADISSON	Sallaumines	2001	10.2	10.3	10.9	11.6	43.0
40	BOYER GARANCE	Montpellier MUC	2002	10.8	11.0	9.9	11.0	42.7
41	MONTALVERNE MELANIE	Cournon	2001	10.7	9.8	10.8	11.3	42.6
42	RAMECOURT LISA	Menucourt	2003	10.8	10.6	9.8	11.3	42.5
	BREJOUX LORIE	Salles SC	2003	10.8	9.7	10.6	11.4	42.5
44	ROUABAH ELIA	Crest	2005	11.1	11.6	8.2	11.4	42.3
	MOREAU AMANDINE	La Chatre	2004	10.7	9.4	11.1	11.1	42.3
46	CAZIN LÉONIE	Montpellier MUC	2003	10.7	10.6	10.4	10.5	42.2
	PERRIER CORALINE	La Chatre	2001	11.1	11.0	9.7	10.4	42.2
	DOBREMETZ LEA	Sallaumines	2001	10.8	10.6	9.3	11.5	42.2
	DUBIEZ LINDSAY	Sallaumines	2004	10.5	10.2	10.2	11.3	42.2
50	GENNIGES GAUTHIER CLEO	Pont du Chateau	2001	10.8	11.6	8.9	10.8	42.1
51	DA SILVA CUNHA ANDREA	Cournon	2001	10.5	10.2	10.5	10.8	42.0
	LUCKHAUS NOEMIE	Blaye	2003	9.9	11.3	9.6	11.2	42.0
	CLOAREC LOUANNE	Montmelian	2000	10.7	9.7	10.5	11.1	42.0
	FAUGEROUX AUDREY	Montmelian	2003	11.1	9.9	9.9	11.1	42.0
55	LAMOUREUX LEA	Blaye	2003	10.7	10.1	9.7	11.4	41.9
	DELANNAY NOEMIE	Guadeloupe	2006	11.3	10.7	9.3	10.6	41.9
57	ANDUJAR EDEN	Montpellier MUC	2001	11.3	10.2	10.0	10.3	41.8
58	DENIS LAURA	Menucourt	2001	11.3	9.5	9.8	11.1	41.7
59	DECROIX CAMILLE	Amiens	2002	10.6	10.1	10.2	10.4	41.3
60	BEAUVAIS NOÉMIE	Montpellier MUC	2003	10.9	10.2	9.9	10.1	41.1
61	PHILIBERT CHARLOTTE	Pont du Chateau	2004	11.0	9.6	9.2	11.1	40.9
	REVELON OCEANE	La Chatre	2004	10.8	10.1	8.9	11.1	40.9
63	AUSSOURD LEA	La Chatre	2003	11.2	9.6	9.4	10.6	40.8
64	CHAUVIN LEÏLA	Montmelian	2000	10.9	11.6	9.2	9.0	40.7
65	FARGES LISA	Cournon	2002	9.7	9.4	10.4	11.0	40.5
	KALTZ FLORA	Montpellier MUC	2002	10.4	8.7	10.2	11.2	40.5
67	DARTIER CLARA	Blaye	2001	10.0	10.0	10.2	10.1	40.3
68	NITHART JULIETTE	Menucourt	2000	10.8	10.2	9.9	9.3	40.2
	DURAND CHLOE	Salles SC	2006	10.7	9.3	8.5	11.7	40.2
70	THOMAS GWENAELE	Blaye	2004	8.8	10.5	9.6	11.1	40.0
71	DMYTROW LOU	Sallaumines	2003	10.1	8.7	10.1	10.9	39.8
72	ALLARD LUCIE	Blaye	2003	9.1	9.6	10.1	9.9	38.7
	LE BERRE TATIANA	Salles SC	2007	10.2	8.9	8.6	11.0	38.7
74	LEVEDER EMMA	Menucourt	2000	0.0	11.6	9.6	10.6	31.8

### 3. FEMININ NIVEAU3 11-18 ans . SA\_DA (individuels)

#### 3.1. Résultats par équipes

	Equipe	Club					Total
1	A. Dreux	28--Alliance de dreux gymnastique	36.0	37.4	37.8	39.2	150.4
2	Riorges	42--Olympique riorges gymnastique	34.5	39.3	37.2	39.2	150.2
3	Haubourdin	59--Haubourdin gym	34.9	38.4	37.1	38.4	148.8
4	Bagnols sur Cèze	30--Bagnols sur Cèze	33.9	37.9	38.0	38.4	148.2
5	Draveil Gym	91--A'tous gym Draveil	35.7	37.6	36.3	37.8	147.4
6	Cabestany	66--Coc gymnastique	35.1	37.4	37.2	37.0	146.7
7	Champigny	94--RSCChampigny gym	33.1	38.4	37.1	37.8	146.4
8	Privas	7--Sc privas gym	33.4	37.1	35.8	37.5	143.8
9	Muret 1	31--Le Ralliement	34.1	35.9	37.7	35.9	143.6
10	St Avertin	37--St-avertin sports	32.4	35.6	36.8	37.9	142.7
11	Gardanne	13--Gardanne	32.7	35.9	37.8	36.2	142.6
12	Artannes 1	37--Gymnastique enfants artannes	32.7	34.4	35.6	37.3	140.0
13	Vendome	41--US VENDOME	32.5	33.0	35.2	36.0	136.7





#### 3.2. Résultats individuels

	Gymnaste	Equipe	Annee					Total
1	POTTIN CASSANDRE	Draveil Gym	2001	12.7	13.6	12.7	12.8	51.8
2	ZERBINI EVA	Riorges	2003	12.4	13.4	12.5	13.0	51.3
3	GUILLEMARD JUSTINE	A. Dreux	2004	12.7	12.6	12.4	13.5	51.2
4	BOUILLOT LEA	Cabestany	2006	12.6	12.7	12.8	13.0	51.1
5	DICKO SAFIATOU	Bagnols sur Cèze	2007	12.2	12.6	12.9	13.1	50.8
6	RATINEY MAE	Muret 1	2001	12.4	12.5	12.9	12.0	49.8
	CADIER ELODIE	Bagnols sur Cèze	2005	11.1	12.8	13.0	12.9	49.8
8	FROBERT ELISE	Riorges	2002	10.7	13.1	12.7	13.2	49.7
9	BARATIN MATHILDE	Gardanne	2006	12.1	12.4	12.7	12.4	49.6
10	REYES ELISA	Privas	2003	11.4	13.2	12.2	12.7	49.5
11	FERENBACH ELSA	A. Dreux	2004	12.4	12.3	11.8	12.9	49.4
12	ROCHARD ELEONORE	Riorges	2002	11.1	12.8	12.0	13.0	48.9
13	BELLEY CLEMENCE	Champigny	2006	11.1	12.3	13.0	12.2	48.6
14	MOREAU COLLEEN	A. Dreux	2006	10.8	12.5	12.4	12.8	48.5
	VO LUCIE	Privas	2002	10.9	13.0	11.8	12.8	48.5
16	DULOIR MAUREEN	A. Dreux	2006	10.9	12.0	12.8	12.6	48.3
	TERREIL MANON	Draveil Gym	2001	11.7	12.0	12.0	12.6	48.3
	LISSY MAUREEN	Haubourdin	2001	11.2	11.9	12.5	12.7	48.3
19	PAGLI COLINE	Cabestany	2004	11.2	12.2	12.8	11.8	48.0
20	LENGLART MAELLE	Haubourdin	2002	11.5	11.6	12.3	12.5	47.9
	HERRERO AINHOA	St Avertin	2000	11.0	12.1	12.3	12.5	47.9
22	GRZELAK MATHILDE	A. Dreux	2004	10.3	12.2	12.6	12.7	47.8
23	PENDA KHIMIA	Champigny	2007	11.2	12.6	11.5	12.4	47.7
	DEBRUYNE JULIE	Haubourdin	2001	11.2	12.9	10.4	13.2	47.7
25	TALON LISE	Haubourdin	2003	12.2	12.3	12.3	10.8	47.6
26	BUFFIN LOAN	Champigny	2007	10.5	12.1	12.3	12.6	47.5
27	BLEUZEN MANON	St Avertin	2002	10.5	11.3	12.5	12.9	47.2
28	ROY ZOÉ	Artannes 1	2004	10.9	12.0	11.4	12.7	47.0




	AUCLAIR ANAELLE	Riorges	2002	11.0	11.4	11.9	12.7	47.0
	CAPELL ANNA	Bagnols sur Cèze	2004	10.6	12.4	11.9	12.1	47.0
31	DELBEZ OLIVIA	Cabestany	2007	10.8	12.0	11.6	12.2	46.6
32	SALMON JULIETTE	Draveil Gym	2001	11.3	11.2	11.6	12.4	46.5
33	COURSALT SARAH	St Avertin	2001	10.3	12.2	11.4	12.5	46.4
34	BURNICHON CHARLYNE	Riorges	2002	10.4	11.9	11.1	12.8	46.2
35	GORZA-VEYSSIERE LEONNIE	Vendome	2005	10.6	11.3	12.0	12.2	46.1
	RAVINEAU AUDEA	Vendome	2005	10.9	11.2	11.9	12.1	46.1
	PENFOLD INDY	Gardanne	2005	10.0	11.7	12.9	11.5	46.1
38	VASSAS ELEA	Privas	2001	11.1	10.9	11.8	12.0	45.8
39	DUPUY ROMANE	Artannes 1	2003	11.2	10.6	11.1	12.7	45.6
40	BENHAMLAT LILYA	Champigny	2007	10.8	12.4	11.4	10.9	45.5
41	RICHARD JULIA	Artannes 1	2003	10.6	10.7	12.3	11.8	45.4
42	RUVIRA CELIA	Muret 1	2004	10.7	9.9	12.7	12.0	45.3
43	SAADI ASSIA	Draveil Gym	2002	11.2	11.9	10.2	11.9	45.2
	COTARD ANNA	St Avertin	2002	10.5	11.0	12.0	11.7	45.2
	MERY LILOU	Gardanne	2006	10.3	11.8	12.2	10.9	45.2
46	BINTZ MAY-LINE	Draveil Gym	2005	9.4	12.0	11.3	12.3	45.0
	VERCHERE TIFFANY	Gardanne	2001	10.3	10.3	12.1	12.3	45.0
48	BODIN JULIE	St Avertin	2000	10.9	10.9	10.9	12.1	44.8
49	IMBAULT CASSIE-MARIE	Vendome	2004	11.0	10.5	11.3	11.7	44.5
50	JOUBERT-MONIER AMBRE	Cabestany	2005	10.2	11.7	11.0	11.4	44.3
51	MOLINO CHARLINE	Muret 1	2002	10.4	11.6	11.7	10.4	44.1
52	BELZUNCES JUSTINE	Muret 1	2001	10.8	11.8	10.7	10.7	44.0
53	GIUA MARIE	Artannes 1	2002	10.3	11.7	10.0	11.9	43.9
54	GOUEDARD CLARA	Cabestany	2005	11.3	12.5	8.1	11.8	43.7
55	POULARD ENOLA	Artannes 1	2005	10.3	10.1	11.9	11.3	43.6
56	AMET ALIXE	Muret 1	2001	10.9	8.3	12.1	11.9	43.2
57	BELGHADGI LEA	Gardanne	2005	10.1	11.4	10.2	9.6	41.3
58	BUFFIN ILANA	Champigny	2003	0.0	13.4	11.8	12.8	38.0
59	VOLLE SACHA	Bagnols sur Cèze	2007	0.0	12.5	12.1	12.4	37.0
60	ANDRAUD MARGAUX	Haubourdin	2001	10.5	13.2	12.1	0.0	35.8
61	BEAUDU ADÈLE	Vendome	2003	9.8	7.4	5.1	10.7	33.0
62	OLIVIER ALIZÉ	Vendome	2001	9.8	8.8	4.8	9.5	32.9
63	NUOVO HARMONIE	Privas	2001	10.5	0.0	11.3	0.0	21.8
64	BOUKHENOUNA CALI	Bagnols sur Cèze	2006	10.4	10.5	0.0	0.0	20.9

## 4. FEMININ NIVEAU2 11 + . SA\_DA (individuels)

### 4.1. Résultats par équipes

	Equipe	Club					Total
1	Noisy le Sec	93--La vigilante Noisy le Sec	35.7	38.6	38.0	37.9	150.2
2	Privas	7--Sc privas gym	36.3	38.2	36.9	38.7	150.1
3	Crest	26--Us crétoise gymnastique	35.3	39.7	36.1	37.8	148.9
4	Biarritz	64--Equilibre Biarritz	36.1	36.9	36.2	37.8	147.0
5	Lormont	33--Club gymnique lormontais	33.4	37.6	37.1	37.0	145.1
6	Riorges	42--Olympique riorges gymnastique	35.1	36.1	35.5	37.8	144.5
7	Clapiers	34--Gymnastique Artistique Clapieroise	36.0	35.7	35.2	37.3	144.2
8	Carvin	62--Carvin	34.0	36.1	35.8	35.9	141.8
9	Morsang sur Orge	91--Morsang sur Orge	34.9	34.4	35.1	34.4	138.8
10	Les Clayes	78--Les Clayes de la Gym	32.9	35.2	33.4	35.3	136.8
11	Artannes	37--Gymnastique enfants artannes	32.9	30.7	36.3	36.6	136.5
12	Pont du Chateau	63--La jeune gaule	23.4	29.4	32.5	24.4	109.7

### 4.2. Résultats individuels

	Gymnaste	Equipe	Annee					Total
1	QUINTANA CLOE	Privas	1999	12.7	13.7	13.6	13.3	53.3
2	ROLLAND CELIE	Crest	2000	12.5	13.5	12.7	12.9	51.6
3	SAUPIN CLARINE *	Eragny 1 (indiv) (indiv)	1998	12.6	13.2	12.8	12.9	51.5
4	ESCOLAR ELENA	Biarritz	2004	12.4	13.7	12.1	13.0	51.2
5	RIBEIRO MARIANNE *	Athis Mons 1 (indiv) (indiv)	2001	12.4	13.1	12.5	12.7	50.7
6	MERCIER BLANDINE	Noisy le Sec	2001	10.6	13.7	13.4	12.8	50.5
7	DECLAS COLINE	Riorges	1999	11.9	11.9	12.6	12.9	49.3
	PROUTEAU MARINE	Morsang sur Orge	1996	12.5	12.3	11.6	12.9	49.3
9	BENOIT MARGO	Crest	2001	11.7	12.6	12.2	12.5	49.0
10	CHAMBERT ESTHER	Riorges	1993	12.0	12.4	11.5	12.8	48.7
11	BATATA ADELINE	Carvin	1996	11.2	12.5	11.7	13.1	48.5
12	AZAIS ABIGAIL	Crest	1996	11.1	13.6	11.2	12.4	48.3
13	CHARBONNIER CORALIE *	Lieusaint 1 (indiv) (indiv)	2002	11.8	12.7	12.0	11.7	48.2
14	LEBOUCHER AMELIE	Carvin	1999	11.7	13.4	11.5	11.4	48.0
15	MOULAI MYRIAM	Noisy le Sec	1998	12.1	11.5	11.9	12.4	47.9
16	LECONTE MAELIS	Lormont	1999	11.5	12.0	12.0	12.1	47.6
	DESACHY MARION	Clapiers	1997	12.2	11.7	10.5	13.2	47.6
	ERNANDES ERIKA *	Gardanne 1 (indiv) (indiv)	1999	12.2	11.8	11.0	12.6	47.6
19	ALCANTARA JENNY	Biarritz	2000	11.8	11.9	12.0	11.8	47.5
	BRIAULT AINES	Biarritz	2005	11.1	11.3	12.1	13.0	47.5
21	ABDOUL MELLECK MAYLIS	Les Clayes	2002	11.3	12.8	10.7	12.2	47.0
	JOLIVET MARIE *	Muret 1 (indiv) (indiv)	2001	12.5	10.1	11.5	12.9	47.0
23	LACHAUD LOLA	Clapiers	1996	12.0	10.4	12.4	12.1	46.9





24	DORE LAURINE	Pont du Chateau	2000	12.2	10.0	11.9	12.7	46.8
25	BONVIN OCÉANE	Artannes	2000	11.1	10.2	13.2	12.1	46.6
26	BRUNEL JADE	Biarritz	1994	11.9	11.1	11.6	11.3	45.9
27	SEMET AMBRE	Artannes	2004	11.2	10.2	11.6	12.8	45.8
28	L'HOSTIS FLORIANE	Lormont	1997	11.6	11.1	10.5	12.5	45.7
29	TRAN LINDA	Noisy le Sec	1998	12.2	10.3	10.6	12.5	45.6
30	GUIRON CELIA	Privas	2003	11.5	8.9	12.2	12.8	45.4
	TOUREY AMBRINE	Riorges	1998	11.2	10.9	11.2	12.1	45.4
32	SERRE LEA	Pont du Chateau	1999	11.2	10.4	11.9	11.7	45.2
33	BOUJOT PAULINE	Riorges	1997	10.4	11.8	11.4	11.5	45.1
34	AYRAUD PERRINE	Privas	1984	12.1	12.4	11.1	9.1	44.7
	REGULUS CYRIELLE	Morsang sur Orge	2003	11.5	10.4	10.9	11.9	44.7
	BERTHELIER PAULINE	Noisy le Sec	1991	11.4	9.9	10.8	12.6	44.7
37	BERTET CLARA	Lormont	1997	10.3	10.4	11.4	12.4	44.5
38	RIVIERE MARIE	Les Clayes	1999	10.6	11.6	10.3	11.3	43.8
39	BUSSEROLLE SOLINE	Les Clayes	2002	11.0	10.8	10.1	11.8	43.7
	ANGILELLA AMBRE	Clapiers	2001	11.8	11.5	9.5	10.9	43.7
41	SOUCHET NEUMAN MORGANE	Les Clayes	2002	10.6	10.2	11.4	11.3	43.5
42	JARRIER-STETTIN JULIE	Les Clayes	2000	10.5	10.3	11.3	11.3	43.4
43	SEON ZOE	Crest	2004	10.0	11.3	10.3	11.6	43.2
44	GONZALEZ XANA	Biarritz	2005	10.3	11.3	11.5	10.0	43.1
45	ELHILALI LOPEZ MARIAH	Clapiers	2001	10.2	9.9	10.7	12.0	42.8
46	ESTEVE COLINE	Artannes	1994	10.4	9.1	11.5	11.7	42.7
47	DOUMAS MANON	Artannes	1991	10.6	10.3	10.5	10.8	42.2
48	CARDON LYLIE	Carvin	2006	10.4	9.7	12.6	9.2	41.9
49	ANSART COLINE	Morsang sur Orge	1994	10.9	9.3	11.7	9.6	41.5
50	AMOS MAELIE	Carvin	2005	10.6	10.2	9.2	11.4	41.4
51	SISTERON MELISSA	Crest	2004	10.8	8.7	9.9	11.4	40.8
52	LEQUIEN MARINE	Carvin	2000	11.1	7.9	9.7	11.0	39.7
53	COLMARD LAURETTE	Noisy le Sec	1994	0.0	13.4	12.7	12.4	38.5
54	BERRIE KELLY	Lormont	2001	0.0	13.5	11.9	11.8	37.2
55	FOURNIER LÉA	Clapiers	1998	11.8	12.5	12.1	0.0	36.4
56	BRIOT TESS	Privas	2001	10.7	0.0	9.8	12.6	33.1
57	CHOUABE LUCIE	Lormont	1998	0.0	12.1	13.2	5.5	30.8
58	NATTA VINCENTE	Morsang sur Orge	1989	0.0	10.6	11.8	3.9	26.3
59	HAMMOU SARAH	Morsang sur Orge	2001	0.0	11.5	10.6	0.0	22.1
60	GRANGE MATHILDE	Riorges	1998	0.0	10.0	10.0	0.0	20.0
61	GROSLIER JUSTINE	Pont du Chateau	2000	0.0	9.0	8.7	0.0	17.7
62	MOULIN MORGANE	Privas	2005	0.0	12.1	0.0	0.0	12.1
63	BRIAUDEAU LOLA	Artannes	1998	0.0	0.0	0.0	10.8	10.8

## 5. FEMININ NIVEAU5 11-18 ans . SA\_DA (B) (individuels)

### 5.1. Résultats par équipes

	Equipe	Club					Total
1	Loriol	26--Groupe omnisports loriolais (gol)	41.0	45.3	44.5	46.0	176.8
2	Montereau	77--Cs montereau	41.6	45.1	42.6	44.6	173.9
3	Vénissieux	69--Cmo vénissieux	40.0	42.8	42.8	45.4	171.0
4	Boulogne	92--Boulogne	41.1	42.6	43.1	43.4	170.2
5	Meulan	78--Meulan	41.4	42.7	41.5	43.7	169.3
6	Hazebrouck	59--GYM' FLANDRE	42.7	40.2	41.0	44.7	168.6
7	Orvault	44--A.L.P.C Orvault	40.2	42.4	40.3	45.0	167.9
8	Marvejols	48--Gymnastique sportive marvejolaise	41.6	41.8	37.4	45.6	166.4
9	Pornic	44--optimist pornic	41.1	41.4	39.3	44.1	165.9

### 5.2. Résultats individuels





	Gymnaste	Equipe	Annee					Total
1	OULABBI SALMA	Marvejols	2002	10.8	11.8	10.7	11.6	44.9
2	FAURIEL SALOME	Loriol	2003	10.4	11.4	11.4	11.1	44.3
3	ARNAUD MARIE	Loriol	2004	10.2	11.3	11.4	11.3	44.2
4	LEFEBVRE CHLOE	Hazebrouck	2002	10.9	11.0	10.4	11.5	43.8
5	CORNEILLAN AURYANN	Montereau	2003	10.2	11.1	11.1	11.2	43.6
	UNY MAILYS	Loriol	2002	9.8	11.1	11.0	11.7	43.6
	TUAL NOEMIE	Boulogne	2005	10.4	11.0	10.7	11.5	43.6
	LOUIS ALIENOR	Meulan	2004	10.5	11.0	10.8	11.3	43.6
9	TEMPREMENT MAELEEN	Montereau	2004	10.5	11.4	10.1	11.4	43.4
	GARNIER CARLA	Loriol	2004	10.1	11.2	10.7	11.4	43.4
	MICHEL MARGO	Loriol	2004	10.3	11.4	10.1	11.6	43.4
12	CARE HELENE	Meulan	2001	10.3	11.2	10.7	11.1	43.3
13	FRANCOIS MARIE	Montereau	2002	10.5	11.0	10.7	10.9	43.1
	GARROUDI JENNA	Vénissieux	2006	10.1	10.6	10.9	11.5	43.1
	BOYER AGATHE	Marvejols	2005	10.7	10.9	10.1	11.4	43.1
16	KAYADJANIAN NELLI	Vénissieux	2005	10.0	11.0	10.6	11.3	42.9
17	BRISOT CHARLOTTE	Orvault	2004	9.5	10.6	11.1	11.6	42.8
18	COEFFARRD LEXANE	Pornic	2003	9.9	11.2	10.2	11.1	42.4
19	BOUCHARD MARIE	Hazebrouck	2002	10.7	10.1	10.6	10.9	42.3
20	KUMI-BOAFO NOI	Montereau	2006	10.4	11.5	9.2	11.1	42.2
	HASSE LYNDA	Vénissieux	2000	9.5	11.1	10.6	11.0	42.2
	TAGAWA MAEVA	Boulogne	2002	10.0	10.1	11.3	10.8	42.2
23	PIEUSSESGUES CAMILLE	Montereau	2002	10.2	11.1	10.4	10.4	42.1
24	FAUS MATHILDE	Montereau	2003	10.1	10.7	10.4	10.7	41.9
25	DANIAU LILA	Boulogne	2005	10.7	10.7	9.7	10.7	41.8
26	TURPIN LEA	Pornic	2002	10.4	11.1	10.0	10.1	41.6
27	ALTAY KILDA	Vénissieux	2005	9.5	10.1	10.7	11.2	41.5
28	LAGNY EMMA	Hazebrouck	2005	10.5	9.6	10.3	10.9	41.3
29	VANHEE LOUISE	Hazebrouck	2001	10.6	9.5	9.7	11.4	41.2
30	MUNUERA MARINE	Marvejols	2003	10.0	9.9	9.2	11.8	40.9
31	SANE LENA	Orvault	2006	10.6	10.8	8.2	11.2	40.8
32	GREBERT ANAIS PAOLA	Orvault	2003	10.0	9.5	10.1	11.0	40.6
33	MARIOT CHLOE	Pornic	2001	10.5	10.6	8.8	10.1	40.0



34	LEPP MARIE	Boulogne	2005	10.0	10.8	8.9	10.1	39.8
	CELET MAILYS	Meulan	2004	10.1	9.1	10.1	10.5	39.8
36	ASTRUC JANAINA	Meulan	2006	10.5	9.4	9.2	10.6	39.7
37	JAEGGE LUCIE	Orvault	2002	9.3	10.3	9.9	10.1	39.6
	SANTOS MADIERA LEANNE	Pornic	2003	10.0	8.3	10.3	11.0	39.6
	MARION ANDREA	Meulan	2000	9.6	10.1	9.9	10.0	39.6
40	OLLIVIER ANNA	Vénissieux	2001	9.7	10.1	8.6	10.9	39.3
	LONGUENESSE MATHILDE	Orvault	2004	10.1	9.8	9.2	10.2	39.3
42	FONTAINE ANAELLE	Meulan	2007	9.8	10.4	7.8	10.7	38.7
43	GRANDJEAN LILA	Vénissieux	2007	10.2	7.8	9.0	11.4	38.4
44	FARINET JULIETTE	Pornic	2003	10.2	8.5	8.6	10.9	38.2
45	RAYNAL LISA	Marvejols	2005	9.7	9.2	7.4	10.8	37.1
46	BEHAR ANGELA	Boulogne	2001	9.8	5.9	10.4	10.4	36.5
47	PERRET EMMA	Marvejols	2004	10.1	9.1	6.8	9.6	35.6
48	POREZ MELANIE	Boulogne	2005	9.5	6.9	10.7	7.2	34.3
49	LAHEUX AXELLE	Orvault	2003	0.0	10.7	8.9	11.2	30.8
50	CRESPI ALYCIA	Pornic	2002	0.0	7.0	8.6	11.1	26.7
51	ALLAEYS EVE	Hazebrouck	2002	10.1	0.0	9.4	0.0	19.5

## 6. FEMININ NIVEAU1 11-18 ans . SA\_DA (individuels)

### 6.1. Résultats par équipes




	Equipe	Club					Total
1	Haubourdin	59--Haubourdin gym	38.4	40.8	38.0	37.8	155.0
2	Irigny	69--Amicale laique irigny	35.0	36.7	40.1	39.7	151.5
3	La Cantalienne	15--La cantalienne	35.2	35.6	35.2	35.1	141.1

### 6.2. Résultats individuels

	Gymnaste	Equipe	Annee					Total
1	FOURNIER HELOISE	Haubourdin	2003	13.6	14.3	13.3	12.6	53.8
2	NACEUR DEBORAH *	Gardanne 1 (indiv) (indiv)	2001	12.6	13.4	12.3	13.6	51.9
3	PONGA ROSETTE CASSANDRA *	Cabestany 1 (indiv) (indiv)	2002	12.0	14.1	12.5	12.7	51.3
4	SALGADO ELOANE	Haubourdin	2005	12.3	13.2	12.9	12.5	50.9
5	PLAZE MANON	La Cantalienne	2003	12.8	13.1	12.3	11.9	50.1
6	AVELANGE MANON	Haubourdin	2004	12.2	13.3	11.0	12.7	49.2
7	FORGUES EDITH	Irigny	2001	11.0	11.7	13.1	13.2	49.0
8	PROT OCEANE	Irigny	2004	12.3	10.5	13.2	12.7	48.7
9	BOULEZ CLEMENTINE	Irigny	2004	11.7	13.3	10.4	12.6	48.0
10	ESTEUILLE CHLOE *	US vendome	2001	12.4	12.1	12.3	11.0	47.8
11	DA SILVA ANDREA *	Ris Orangis 1 (indiv) (indiv)	2000	13.7	11.6	11.8	10.5	47.6
12	DEFAUX MAELIS	Haubourdin	2003	12.5	9.8	11.8	12.5	46.6
13	BOVASSE MARION *	Gardanne 1 (indiv) (indiv)	2002	11.1	9.4	13.0	12.4	45.9
14	RIBES LILI	La Cantalienne	2001	11.9	11.5	10.6	11.4	45.4
15	PLANTECOSTE MELINE	La Cantalienne	2003	10.5	10.6	12.3	11.8	45.2
16	MENU FAUSTINE	Haubourdin	2003	11.6	10.7	10.7	11.5	44.5
17	REY EDEN	Irigny	2004	0.0	11.7	13.8	13.8	39.3
18	DELBERT LEA	La Cantalienne	2001	9.9	10.5	0.0	10.6	31.0
19	LAMOUREUX LOAN	La Cantalienne	2002	0.0	11.0	10.2	0.0	21.2

## 7. FEMININ NIVEAU4 11-18 ans . SA\_DA (individuels)

### 7.1. Résultats par équipes

	Equipe	Club					Total
1	Chilly Morangis	91--Cgmc	33.0	37.4	37.4	37.8	145.6
2	Faches	59--Faches thumesnil	34.5	37.1	36.5	37.3	145.4
3	Orsay	91--Caorsay	33.1	36.9	36.5	37.6	144.1
4	Rhodia club	38--Rhodia-Club Gymnastique	32.5	36.3	37.0	36.9	142.7
5	Haubourdin	59--Haubourdin gym	32.4	37.2	35.2	37.3	142.1
6	Muret 1	31--Le Ralliement	32.3	37.2	35.7	36.7	141.9
7	Mur es Allier	63--CIG Mur es allier	32.6	35.5	36.1	37.6	141.8
8	Castelnau le Lez	34--GSL34.com - Castelnau le Lez	33.9	36.7	34.4	35.9	140.9
9	Artannes	37--Gymnastique enfants artannes	31.9	36.8	35.3	36.7	140.7
10	Perpignan	66--Uscm	33.7	35.8	33.7	36.8	140.0
11	Brindas	69--A.s.brindas	32.4	35.2	34.8	37.2	139.6
12	Belleville sur Saone	69--Gym club belleville beaujolais	31.6	35.5	35.7	36.7	139.5
13	Pornic	44--optimist pornic	32.2	34.0	35.9	35.8	137.9





### 7.2. Résultats individuels

	Gymnaste	Equipe	Annee					Total
1	BIKKA LEA	Faches	2001	12.3	12.9	13.2	12.8	51.2
2	OUAKALA ANAIS	Castelnau le Lez	2001	12.3	12.8	12.1	12.6	49.8
3	NOWICKI CLAIRE	Chilly Morangis	2002	11.1	12.6	12.4	12.7	48.8
4	VARSVAUX EMMA	Chilly Morangis	2000	11.1	12.0	12.9	12.7	48.7
5	KASIBORSKI SALOME	Orsay	2005	11.0	12.6	12.6	12.3	48.5
6	MC GROGAN MARGAUX	Perpignan	2001	11.1	12.2	12.6	12.5	48.4
7	DALLA COSTA LUNA	Belleville sur Saone	2002	10.6	12.5	12.4	12.5	48.0
8	NEMOZ AMBRE	Rhodia club	2002	11.0	11.7	12.8	12.4	47.9
9	GIANELLA LILOU	Orsay	2004	11.1	12.2	11.7	12.7	47.7
	HERBERT CHARLOTTE	Orsay	2003	11.0	12.0	12.2	12.5	47.7
	DEFEUILLET EMMA	Muret 1	2001	11.0	12.5	11.8	12.4	47.7
12	BUISINE CLEMENCE	Haubourdin	2003	10.7	12.1	12.7	12.0	47.5
13	GY MAELYS	Chilly Morangis	2002	10.4	12.7	12.0	12.2	47.3
14	BRACQ TIFFANY	Muret 1	2001	10.8	12.6	11.8	12.0	47.2
	HERBAUT ELISA	Rhodia club	2004	10.6	11.9	12.5	12.2	47.2
	MENNELLA LUCIE	Rhodia club	2003	10.9	12.7	11.7	11.9	47.2
	PADER JADE	Mur es Allier	2005	11.0	12.3	11.6	12.3	47.2
18	BELINGUIER LAURA	Muret 1	2001	10.5	12.1	12.1	12.3	47.0
19	CHASTIN YÉLÉNA	Haubourdin	2005	10.7	12.6	11.0	12.6	46.9
20	LAMMERTYN ALIZEE	Perpignan	2003	12.1	11.7	10.6	12.3	46.7
21	STASIW ZOE	Haubourdin	2005	10.4	12.1	11.5	12.5	46.5
	RAMDANE LINA NOUR	Faches	2002	10.3	11.6	12.5	12.1	46.5
23	BONVIN MAËVA	Artannes	2000	10.4	12.1	11.5	12.3	46.3
	D'ANCONA LAURYNE	Brindas	2001	10.2	12.4	11.3	12.4	46.3
25	GUILLOTEAU CAMILLE	Artannes	2002	10.8	11.2	11.6	12.6	46.2
	RENARD EMMA	Mur es Allier	2001	10.7	12.1	10.8	12.6	46.2
27	GILBERT CLARA	Chilly Morangis	2004	9.8	11.8	12.1	12.4	46.1
	GIRARDIN MARION	Chilly Morangis	2001	10.8	12.1	11.0	12.2	46.1

	REFF CLARA	Haubourdin	2002	10.6	12.5	10.8	12.2	46.1
	GENDROT MELINE	Pornic	2004	10.8	10.9	12.2	12.2	46.1
31	ROLLAND MANON	Orsay	2001	10.9	12.1	10.6	12.4	46.0
32	EURIN ELISE	Orsay	2002	10.8	11.8	11.3	12.0	45.9
	VERGOTE MAYLINE	Mur es Allier	2005	10.9	11.1	12.1	11.8	45.9
34	DELANGUE EMMA	Faches	2001	11.1	12.5	10.6	11.6	45.8
	ESPEYRAC LÉA	Castelnau le Lez	2001	10.9	12.0	11.1	11.8	45.8
	POULAT MAELISS	Belleville sur Saone	2003	10.8	11.7	11.1	12.2	45.8
37	BAROUX MANON	Rhodia club	2004	10.1	11.6	11.7	12.3	45.7
38	ANDRAUD MAÉVA	Haubourdin	2002	11.0	11.9	10.8	11.9	45.6
39	GOURAUD ROMANE	Pornic	2004	10.4	12.0	12.1	11.0	45.5
40	IMBERDIS INES	Mur es Allier	2002	10.1	9.6	12.4	12.6	44.7
41	PAUTRAT PAULINE	Pornic	2003	10.4	11.1	11.6	11.4	44.5
42	PLA JULIE	Perpignan	2002	10.2	11.5	10.5	12.0	44.2
	LULLIER ROMANE	Brindas	2004	11.0	11.7	10.6	10.9	44.2
44	MARTIN ANAIS	Brindas	2001	9.8	11.1	11.0	12.2	44.1
45	MORRISON ALYCIA	Belleville sur Saone	2003	9.5	11.3	11.2	12.0	44.0
46	GUETH LUCIE	Belleville sur Saone	2002	10.2	11.2	12.1	10.4	43.9
	PERRIER FANNY	Pornic	2004	11.0	10.1	10.6	12.2	43.9
48	MOYEMONT FLAVIE	Perpignan	2001	10.5	10.8	10.0	12.0	43.3
	YPERMAN JADE	Castelnau le Lez	2001	10.7	11.9	11.0	9.7	43.3
50	TENSI NAÏLA	Faches	2002	11.1	11.7	7.9	12.4	43.1
51	BAUDON PAULINE	Artannes	2001	9.5	12.6	10.4	10.3	42.8
52	PEPIN EMMA	Castelnau le Lez	2002	10.6	9.2	11.2	11.5	42.5
53	MARTINI LORAINÉ	Mur es Allier	2001	10.4	10.9	8.7	12.4	42.4
54	LARROUDE MARGOT	Muret 1	2001	10.4	9.2	10.9	11.3	41.8
55	GAUTRON ZOÉ	Artannes	2002	10.2	11.7	7.8	11.8	41.5
56	BALLEKENS HELOISE	Faches	2003	10.1	8.1	10.8	11.7	40.7
57	TEYSSIER CHARLOTTE	Brindas	2001	9.3	10.4	9.9	10.3	39.9
58	DUMORTIER LAURINE	Brindas	2001	11.2	0.0	12.5	12.6	36.3
59	SIMON CINDY	Artannes	2000	10.7	12.1	12.2	0.0	35.0
60	CORDOBA CÉLINE	Castelnau le Lez	2001	10.1	0.0	8.2	10.0	28.3
61	DARBON MARINE	Perpignan	2002	0.0	11.9	10.4	3.6	25.9

## 8. FEMININ NIVEAU4 11 + . SA\_DA (individuels)

### 8.1. Résultats par équipes

	Equipe	Club					Total
1	Riorges	42--Olympique riorges gymnastique	33.5	39.6	37.1	36.6	146.8
2	Le Chesnay	78--Société de gymnastique Le Chesnay	33.1	38.2	37.1	36.1	144.5
3	St Aubin du Cormier	35--Salto Gym Club	32.8	39.0	35.5	36.4	143.7
4	Villeneuve sur Lot	47--Cercle gymnique villeneuvois	33.0	38.0	35.2	37.1	143.3
5	Lyon	69--PL Vilette Paul Bert	32.3	39.1	35.4	36.3	143.1
6	Loos	59--Loos	34.3	37.1	34.5	37.1	143.0
7	Jonage	38--Jonage gymnastique	32.0	38.2	35.5	36.5	142.2
8	Halluin	59--Halluin	30.5	38.2	35.5	36.9	141.1
9	Voisins	78--Voisins	31.8	37.4	34.5	37.2	140.9
10	Cournon	63--Cournon d'Auvergne Gym	31.5	37.2	34.7	36.9	140.3
11	Castelnau le Lez	34--GSL34.com - Castelnau le Lez	30.3	37.8	35.2	36.1	139.4
12	Muret	31--Le Ralliement	31.0	35.6	35.1	34.8	136.5
13	Esvres	37--Gymnastique Sportive Esvres	30.9	34.5	33.8	36.4	135.6

### 8.2. Résultats individuels

	Gymnaste	Equipe	Annee					Total
1	KHOMYN EUGENIA	Le Chesnay	2001	12.3	13.1	12.9	12.4	50.7
2	VIGANNE CHLOE	Riorges	2000	11.8	13.0	12.5	12.2	49.5
3	MAGGIACOMO LYNAIS	Lyon	2007	11.7	13.0	12.1	12.5	49.3
4	BOUILLIE CLAIRE	St Aubin du Cormier	1990	11.6	13.1	12.3	12.0	49.0
5	MARTIN LORIE	Villeneuve sur Lot	2002	11.4	13.0	12.0	12.2	48.6
6	BENUCCI EMMA	Riorges	2003	11.0	13.2	12.2	12.1	48.5
7	LEAO SOPHIE	Voisins	1994	11.6	12.3	11.9	12.3	48.1
8	COMMUNIER LENA	St Aubin du Cormier	2002	10.9	13.2	11.5	12.3	47.9
9	BLANC LORAINÉ	Jonage	1999	10.2	12.7	12.5	12.4	47.8
	POMARAT EVA	Cournon	2001	10.9	12.6	11.7	12.6	47.8
11	BRUNEL ALEXANDRA	Jonage	1995	11.1	13.0	11.5	11.9	47.5
	TOUREY ELEA	Riorges	1992	9.8	13.4	12.4	11.9	47.5
13	THOREL LOU ANN	Halluin	1999	10.5	12.5	12.2	12.2	47.4
14	RABATE ARIANE	Loos	2004	12.2	10.7	12.0	12.4	47.3
	MEILLIER SOLENE	Villeneuve sur Lot	2002	10.5	12.0	12.2	12.6	47.3
16	MULLER CAMILLE	Castelnau le Lez	1996	9.8	12.4	12.8	12.0	47.0
17	GINDRE ROSALIE	Villeneuve sur Lot	1995	11.1	13.0	11.0	11.8	46.9
18	MEULENYZER CAROLINE	Jonage	1984	10.7	12.4	11.5	12.2	46.8
	SLAWSKI EMMA	Lyon	2001	10.1	13.1	11.6	12.0	46.8
20	PINEAU MAELLA	Esvres	2003	10.5	11.6	12.3	12.0	46.4
21	CATTEAU MARINE	Halluin	2004	10.0	12.4	11.6	12.2	46.2
	MALAVAL MARGOT	Le Chesnay	2001	10.2	12.2	11.8	12.0	46.2
23	DEVYNCK EMELINE	Halluin	1999	9.9	13.3	10.3	12.5	46.0
24	RIVALLAND AURELIE	Muret	1993	11.1	12.6	11.2	11.0	45.9
25	NUNES ANDRÉA	Cournon	2000	10.0	12.6	11.3	11.8	45.7





26	DE CROOCK MAHAUT	Loos	2002	10.9	11.8	10.6	12.2	45.5
	SOARES ANNA-LYDIA	Loos	1998	10.2	12.3	10.9	12.1	45.5
	DUPRE ELISE	Lyon	2000	10.5	13.0	11.7	10.3	45.5
	FRITEAU PAULINE	St Aubin du Cormier	2001	9.9	11.8	11.7	12.1	45.5
30	LASSERRE CLEMENTINE	Villeneuve sur Lot	2001	10.3	11.8	11.0	12.3	45.4
31	CARRERE MAELLE	Voisins	2002	10.4	11.3	11.3	12.3	45.3
	GARNIER MAUD	Voisins	1997	9.4	12.3	11.3	12.3	45.3
	CHAPIRON CLOTILDE	Castelnau le Lez	2004	9.7	12.4	11.3	11.9	45.3
34	PEREIRA MANON	Cournon	2000	9.6	12.0	11.1	12.5	45.2
	CHEVALLIER AXELLE	St Aubin du Cormier	2002	9.9	12.7	11.2	11.4	45.2
36	NICOLAS JULIETTE	Esvres	1998	9.6	11.4	12.0	11.9	44.9
37	FIRINGA LAURA	Loos	2004	9.9	12.0	11.6	11.3	44.8
	VALERY ROMANE	Castelnau le Lez	2001	10.3	13.0	10.3	11.2	44.8
	MORVAN MEGANE	Le Chesnay	1993	10.6	12.7	9.8	11.7	44.8
40	GUILLOIS LEA	Voisins	1999	9.7	12.8	9.6	12.6	44.7
	MIGLIAVACCA LOUNA	Muret	1999	10.1	10.7	12.2	11.7	44.7
42	ALLARDON CLEMENCE	Le Chesnay	1999	9.8	11.7	12.4	10.7	44.6
43	EXBRAYAT LOU	Riorges	2002	10.7	10.5	10.8	12.3	44.3
44	JEMELEDINE SARAH	Lyon	2001	10.1	12.0	10.2	11.8	44.1
45	DUMAS MARIE	Cournon	1989	10.6	10.6	11.7	11.1	44.0
	PINAU EMMA	Esvres	2004	10.8	11.2	9.5	12.5	44.0
47	CADET MARINE	Voisins	1996	9.8	11.9	10.2	12.0	43.9
48	BELZUNCES MATHILDE	Muret	2001	9.7	12.1	10.3	11.7	43.8
	BOROWSKY SELENA	St Aubin du Cormier	2002	10.3	12.4	9.3	11.8	43.8
50	JAUMONET MATHILDE	Jonage	1997	9.7	12.5	10.9	10.4	43.5
51	SIX LEA	Halluin	2003	9.5	10.3	11.7	11.6	43.1
52	CAILLAUD LEANE	Villeneuve sur Lot	2001	10.4	11.6	10.7	10.3	43.0
53	RE RAPHAELLE	Le Chesnay	2001	9.7	12.4	10.1	10.5	42.7
54	FOUCHE LOUISE	Muret	1999	9.7	10.9	11.7	10.2	42.5
55	VIDAL SALOME	Muret	1998	9.8	10.0	11.0	11.4	42.2
56	JOTTRAS SANTI	Castelnau le Lez	2002	10.2	10.3	10.2	10.9	41.6
57	BLANCHET CELIA	Riorges	2000	10.7	11.3	7.5	12.0	41.5
58	DENIAU LOUISE	Esvres	2003	9.6	11.4	9.2	10.9	41.1
59	JUBLIN ILONA	Esvres	2004	9.5	11.5	8.4	11.1	40.5
60	CORNUAU LUNA	Jonage	1998	9.8	9.9	9.4	10.0	39.1
61	BOYE LILY	Halluin	2006	10.0	7.5	10.6	10.5	38.6
62	ARONDAL STACY	Loos	1992	11.2	12.8	0.0	12.5	36.5
63	CHASTAGNER SERVANE	Lyon	1999	0.0	12.3	11.6	10.9	34.8
64	COSCUJUELA KAURY	Castelnau le Lez	1999	0.0	11.3	11.1	12.2	34.6
65	SALAS AUDREY	Cournon	1994	8.8	9.1	0.0	11.5	29.4

## 9. FEMININ NIVEAU7 11 + . SA\_DA (B) (individuels)

### 9.1. Résultats par équipes

	Equipe	Club					Total
1	Orsay	91--Caorsay	38.9	39.3	41.8	42.5	162.5
2	CERNY 3	Gymnastique sportive de CERNY	38.0	38.8	39.5	41.8	158.1
3	Osny	95--Espoirs gymniques d'osny	37.6	38.2	39.3	42.1	157.2
4	Wormhout	59--Wormhout	38.3	36.3	39.0	41.5	155.1
5	St Rambert d Albon	26--ASCR Gym	38.4	36.6	37.4	41.8	154.2
6	Irigny	69--Amicale laique irigny	37.6	34.8	39.3	41.9	153.6
7	Chauny	2--Chauny	38.4	35.8	37.6	41.6	153.4
8	Monts	37--GSM	36.9	35.3	37.8	41.2	151.2
9	Chateauroux	36--ASPTT GYM	36.7	33.5	38.0	41.2	149.4

### 9.2. Résultats individuels

	Gymnaste	Equipe	Annee					Total
1	VAUTHIER ALEXANDRA	CERNY 3	1977	10.4	10.8	10.7	10.8	42.7
2	CANDAS KASSANDRA	Orsay	2006	10.4	9.8	10.2	10.7	41.1
	BERREHOUC ISIS	St Rambert d Albon	2007	10.3	10.0	10.4	10.4	41.1
4	HERBERT RAPHAELLE	Orsay	2007	9.3	10.6	10.3	10.6	40.8
5	DUJARDIN SARAH	Osny	2005	10.3	9.3	10.0	10.7	40.3
6	CARTON AMELIE	Wormhout	2003	9.8	9.8	9.7	10.2	39.5
7	JEOUIT IMENE	Osny	2005	8.8	10.3	9.8	10.4	39.3
8	DILENSIGER CAMILLE	Irigny	2006	9.8	9.2	9.6	10.6	39.2
9	IANUCCI ANGIE	Irigny	2006	9.4	9.0	10.1	10.5	39.0
10	LECLEIRE ANAIS	Wormhout	2006	8.5	9.8	9.9	10.7	38.9
11	NIOT NOLWEN	Chauny	2003	9.4	9.4	9.6	10.4	38.8
12	RANCHOUX MAEVA	St Rambert d Albon	2007	10.0	8.8	9.5	10.4	38.7
	DABURON MARIE	Monts	1998	9.1	9.8	9.5	10.3	38.7
14	LIFCHITZ ERIN	CERNY 3	2006	9.6	9.4	9.4	10.2	38.6
15	BARBEY JEANNE	Orsay	2007	8.5	9.0	10.8	10.2	38.5
16	DEJARDIN LOUANE	Osny	2005	8.8	9.0	10.2	10.4	38.4
	NIEL ZOE	Osny	2005	9.4	9.1	9.3	10.6	38.4
	THEPAUT LEANE	Orsay	2007	9.5	7.7	10.5	10.7	38.4
	OUVRY MANON	Wormhout	2003	9.7	8.9	9.7	10.1	38.4
20	DOUTY LINDSEY	Chateauroux	2005	8.7	9.4	9.8	10.3	38.2
21	DIABIRA FATIMA	Orsay	2007	9.7	8.0	9.9	10.5	38.1
22	FOREST LILY	St Rambert d Albon	2007	9.4	8.9	9.1	10.6	38.0
	MARECHAL CAMILLE	Chauny	1991	9.9	9.2	8.3	10.6	38.0
24	BLIN ORIANA	CERNY 3	2004	9.4	8.8	9.6	10.1	37.9
25	BOCCACCINI LEA	Chauny	2002	9.8	8.4	9.3	10.3	37.8
26	BRISSET EMILIE	Osny	2005	8.9	9.5	8.9	10.4	37.7
	PARVILLEZ ANAELLE	Orsay	2006	7.7	9.9	10.2	9.9	37.7
	BELMARID AYA	Chauny	2004	9.3	8.5	9.6	10.3	37.7
29	MIGNARD ALIXE	CERNY 3	2005	8.6	9.7	8.8	10.5	37.6
30	DANIEL RACHEL	Chateauroux	2006	9.0	8.5	9.6	10.4	37.5
31	CHENILLE EDENE	Irigny	2006	9.6	7.9	9.5	10.4	37.4
32	STRZELCZYK MAEVA	Wormhout	2003	9.5	7.8	9.5	10.5	37.3

33	FERREIRA TINA	Chateauroux	2006	9.4	8.0	9.6	10.2	37.2
34	VIEGAS LISE	Osny	2004	9.0	8.6	9.3	10.2	37.1
35	PETIPHAR VICTORIA	Monts	2002	9.5	7.7	9.3	10.4	36.9
36	BOULAMLOUJ SOUNDIOUS	Monts	2004	9.0	8.3	9.5	10.0	36.8
	LEBRETON MORGANE	CERNY 3	1999	8.4	8.9	9.2	10.3	36.8
38	GIRAUD CLARA	Irigny	2005	8.8	8.6	9.0	10.2	36.6
	MARECHAL MARILOU	Chauny	2003	8.8	8.7	9.1	10.0	36.6
40	MIRONNEAU ROMANE	Irigny	2005	8.3	8.0	9.8	10.4	36.5
41	CREPIN COURIVAUX LOUANE	Chateauroux	2006	9.6	7.0	9.0	10.3	35.9
42	BONNARDEL MAELYS	Monts	2007	9.2	6.6	9.5	10.5	35.8
43	WAGNER LEONIE	Irigny	2004	7.9	8.0	9.8	10.0	35.7
44	BEUN CAMILLE	Wormhout	2006	9.3	6.6	9.7	10.0	35.6
45	SOYEZ MANON	Monts	2003	9.1	9.5	7.1	9.8	35.5
46	DAMOUCDARI SOLABE LYAH	St Rambert d Albon	2007	8.6	7.9	8.4	10.2	35.1
47	PIRES INES	CERNY 3	2005	8.5	6.4	9.8	10.2	34.9
48	ROBERT-LEMIUS FAUSTINE	Chateauroux	2007	8.6	7.6	8.6	10.0	34.8
49	HAMBACHER ANAËLLE	Monts	2004	8.8	7.7	8.1	10.0	34.6
50	AGENEAU RIVET ILENA	St Rambert d Albon	2007	8.7	8.9	6.2	10.2	34.0
51	MULLER MAELYS	Chauny	2007	7.9	8.0	7.7	10.1	33.7
52	DENAES ROMANE	Wormhout	2005	8.8	7.0	8.5	9.1	33.4
53	DA SILVA JULIE	St Rambert d Albon	2007	8.4	6.0	8.1	10.4	32.9