









**Résultats de la compétition**  
*Départementaux*  
*St Rambert d Albon*  
*1 et 2 février 2020*

# 1. FEMININ NIVEAU4 11-15 ans . SA\_DA (individuels)

## 1.1. Résultats par équipes


	Equipe	Club					Total
1	Romans	26--avenir de romans	32.2	33.2	35.0	35.8	136.2
2	Bourg st andeol	7--UNION SPORTIVE BOURGUESANNE	32.3	35.5	30.4	37.0	135.2
3	St Rambert d Albon	26--ASCR Gym	31.8	34.4	29.7	34.8	130.7

## 1.2. Résultats individuels





	Gymnaste	Equipe	Annee					Total
1	FIZANNE MATTHEA	Romans	2007	10.8	11.0	12.0	12.6	46.4
2	THUET ALEXINE	Bourg st andeol	2005	10.7	11.5	10.5	12.7	45.4
3	MALOUANI HANAE	Bourg st andeol	2008	10.8	12.4	9.6	12.5	45.3
4	DESESTRETS AGATHE	Bourg st andeol	2008	10.8	11.1	10.3	11.8	44.0
5	BLANDINO LOU	Romans	2005	10.5	9.1	12.1	12.2	43.9
6	MADELON FLAVIE	St Rambert d Albon	2006	10.5	11.8	9.4	11.9	43.6
7	VALZER VALENTINE	St Rambert d Albon	2004	10.9	11.3	9.8	11.5	43.5
8	LASNAMI MAEVA	St Rambert d Albon	2006	10.4	11.3	10.0	11.4	43.1
9	BAPTISTE FABIENNE	Romans	2007	10.9	11.7	9.6	10.8	43.0
10	LASHERMES CLARA	Bourg st andeol	2006	10.2	11.6	9.5	10.6	41.9
11	DINIS MAELYS	Romans	2006	10.2	9.1	10.9	11.0	41.2
12	ALMANZA MAELYS	St Rambert d Albon	2007	10.1	10.5	9.9	9.0	39.5
13	HERVE MONA	Bourg st andeol	2006	0.0	10.8	7.2	0.0	18.0
14	DEVOIZE CHLOE	Romans	2004	0.0	10.5	0.0	0.0	10.5

## 2. FEMININ NIVEAU6 11-15 ans . SA\_DA (individuels)

### 2.1. Résultats par équipes





	Equipe	Club					Total
1	Romans	26--avenir de romans	39.1	42.8	41.1	43.7	166.7
2	Loriol	26--Groupe omnisports loriolais (gol)	38.9	42.0	39.2	42.3	162.4
3	Crest	26--Us crétoise gymnastique	35.6	42.9	39.6	41.8	159.9
4	St Rambert d Albon	26--ASCR Gym	38.5	38.1	36.4	40.3	153.3
5	Montelimar	26--Montelimar	37.4	29.9	29.4	37.9	134.6

### 2.2. Résultats individuels

	Gymnaste	Equipe	Annee					Total
1	REY LOUANE	Romans	2007	10.2	10.9	11.1	10.7	42.9
2	GEURREIRO CATARINA	Loriol	2007	9.7	11.2	10.3	11.2	42.4
3	ROBIN SARAH	Romans	2008	9.6	10.8	10.2	11.2	41.8
4	DESBOS LUCIE	Crest	2007	10.0	10.7	10.3	10.0	41.0
5	DA COSTA MATHILDE	Romans	2006	9.4	10.9	9.6	11.0	40.9
6	CAISEY MAYEMBO CAMILLE	St Rambert d Albon	2007	10.4	10.2	9.2	10.8	40.6
7	GAMEL LOANE	Crest	2007	9.5	11.0	9.4	10.6	40.5
8	DEGRUEL MAIA	Crest	2006	9.3	10.5	9.9	10.7	40.4
9	BOURNE AXELE	Romans	2008	9.9	9.4	10.1	10.7	40.1
10	EZINGEARD TIFFANY	Romans	2005	9.2	10.2	9.7	10.8	39.9
11	CUSERNE NATACHA	Loriol	2006	10.3	10.6	10.1	8.7	39.7
12	AUBERT EMMA	Loriol	2007	9.2	10.0	9.2	10.3	38.7
13	RANCHOUX MAEVA	St Rambert d Albon	2007	9.7	9.1	9.1	10.1	38.0
	ABBAZ MANON	Crest	2006	6.8	10.7	10.0	10.5	38.0
15	NAVARY ISLEY	Loriol	2007	8.8	10.2	8.5	10.4	37.9
16	GARNIER LAURA	Loriol	2007	9.7	7.5	9.6	10.4	37.2
17	AGENEAU RIVET ILENA	St Rambert d Albon	2007	9.2	9.9	8.4	9.1	36.6
	PRUDHOMME LAHNA	St Rambert d Albon	2007	9.0	8.9	8.4	10.3	36.6
19	FOREST LILY *	St Rambert d Albon 1 (indiv) (indiv)	2007	9.1	8.8	9.2	8.7	35.8
20	SANCHEZ LAURA	Montelimar	2006	9.5	7.0	8.9	10.1	35.5
21	DAMOUCDARI SOLABE LYAH	St Rambert d Albon	2007	8.0	8.8	9.7	8.7	35.2
22	MARTINEZ SHEREEN	Montelimar	2006	9.6	8.4	6.8	8.7	33.5
23	DA SILVA JULIE	St Rambert d Albon	2007	9.2	7.4	8.3	8.4	33.3
24	BEGOU ANDREA	Loriol	2007	8.4	7.8	7.5	8.8	32.5
25	NOYER LOLA	Montelimar	2007	8.7	6.3	6.2	9.8	31.0
	SIRVENT CHAZEL ANA	Montelimar	2006	7.9	7.9	5.9	9.3	31.0
27	OUKYCH YOUSRA	Montelimar	2007	7.9	6.6	7.5	8.6	30.6
28	VALLIERES JULIETTE	Montelimar	2008	9.6	6.1	6.1	8.3	30.1

### 3. FEMININ NIVEAU7 11-15 ans . SA\_DA (individuels)

#### 3.1. Résultats par équipes





	Equipe	Club					Total
1	Romans	26--avenir de romans	38.6	40.6	40.7	40.2	160.1
2	Alex	26--Section gymnique alex	37.7	35.2	40.1	40.1	153.1
3	Crest	26--Us crétoise gymnastique	36.1	33.2	37.7	38.2	145.2
4	Montelimar	26--Montelimar	35.4	32.0	38.6	34.8	140.8

#### 3.2. Résultats individuels





	Gymnaste	Equipe	Annee					Total
1	GRANET LILY	Romans	2007	10.5	10.8	10.1	9.7	41.1
2	BARBELON LEA	Alex	2007	9.3	9.5	10.6	10.4	39.8
3	THIOLLIER MAELYS	Romans	2006	8.8	9.9	10.4	10.4	39.5
4	CORDIER OCEANE	Romans	2005	8.9	10.2	10.2	10.0	39.3
5	RIBEIRO INES	Romans	2004	9.4	9.7	10.0	10.1	39.2
6	DUFOUR LOU	Alex	2007	9.7	8.4	10.1	10.2	38.4
7	JACQUOT ROSALINE	Crest	2006	8.9	9.1	9.7	9.4	37.1
	DARFEUIL THAÏS	Alex	2008	9.5	8.4	9.4	9.8	37.1
9	GRIGORYEV MORGANE	Crest	2007	9.6	7.4	10.3	9.5	36.8
	OUM ORANNE	Alex	2006	9.2	8.1	9.8	9.7	36.8
11	MCHIRI MANON	Montelimar	2006	9.1	9.0	9.5	8.4	36.0
12	CHAZOT PHYBY	Alex	2006	7.9	8.9	9.6	9.4	35.8
13	BEGOT MELINE	Romans	2006	8.4	9.3	9.0	8.8	35.5
14	DEJOUX CELIA	Crest	2006	8.6	8.7	8.9	9.2	35.4
15	CHERGAOUI FAUSTINE	Romans	2007	9.8	9.3	9.4	6.8	35.3
16	GERLAND MILA	Alex	2008	9.0	8.2	9.5	8.2	34.9
	GIARDI EMMA	Montelimar	2006	8.4	8.1	9.1	9.3	34.9
18	SENSEY MARGOT	Montelimar	2007	8.4	7.7	9.7	8.4	34.2
19	CAYREL LOLA	Montelimar	2007	8.8	6.8	9.7	8.7	34.0
20	PAIXAO ELOÏSE	Crest	2005	8.0	7.4	8.8	9.7	33.9
21	LOMBARDY KELLY	Crest	2006	8.5	8.0	8.0	9.3	33.8
22	VIALLON ARWENN	Montelimar	2008	9.1	7.2	9.7	7.6	33.6
23	GBANE SASHA	Crest	2007	9.0	7.3	7.5	9.6	33.4

## 4. FEMININ NIVEAU7 7-10 ans . SA\_DA (individuels)

### 4.1. Résultats par équipes





	Equipe	Club					Total
1	Romans	26--avenir de romans	38.6	37.6	39.9	40.0	156.1
2	St Rambert d Albon	26--ASCR Gym	36.2	33.6	34.9	36.8	141.5

### 4.2. Résultats individuels





	Gymnaste	Equipe	Annee					Total
1	BATHILY GLASER JADE	Romans	2009	10.2	9.6	10.2	10.5	40.5
2	SERGIENKO GABRIELLE	Romans	2009	10.0	9.8	10.2	9.8	39.8
3	SAUBESTY CAMILLE	Romans	2010	9.2	9.0	9.4	10.0	37.6
	SERAOUI LINA	Romans	2011	9.2	9.2	9.5	9.7	37.6
5	DORNE MANON	St Rambert d Albon	2010	9.6	9.3	9.0	9.0	36.9
6	BRUYERE CHARLYNE	St Rambert d Albon	2010	9.2	8.8	9.0	9.3	36.3
7	MAHIEDDINE SOFIA	St Rambert d Albon	2010	8.9	8.4	9.2	9.2	35.7
8	GRANET LUCE	Romans	2012	8.9	8.3	10.0	6.8	34.0
9	EMMRICH LUNA	St Rambert d Albon	2010	8.5	7.1	7.7	9.3	32.6
10	FLEURY PERCONTE VITTORIA	Romans	2012	8.2	8.6	5.9	7.4	30.1
11	PAPOZ LANA	St Rambert d Albon	2009	8.2	5.2	7.1	7.6	28.1

## 5. FEMININ NIVEAU3 11 + . SA\_DA (individuels)

### 5.1. Résultats par équipes





	Equipe	Club					Total
1	Loriol	26--Groupe omnisports loriolais (gol)	34.2	35.6	36.5	38.4	144.7

### 5.2. Résultats individuels





	Gymnaste	Equipe	Annee					Total
1	BERGER PRALY OCEANE	Loriol	2002	12.0	12.4	12.7	12.5	49.6
2	THEVENET LEA	Loriol	2000	11.3	12.9	12.2	13.1	49.5
3	GENETTE MANDY	Loriol	2001	10.9	10.3	11.6	12.8	45.6

## 6. FEMININ NIVEAU3 11-15 ans . SA\_DA (individuels)

### 6.1. Résultats par équipes





	Equipe	Club					Total
1	Loriol	26--Groupe omnisports loriolais (gol)	32.7	32.8	35.4	35.9	136.8

### 6.2. Résultats individuels



	Gymnaste	Equipe	Annee					Total
1	CLOT MANON	Loriol	2007	11.0	12.0	11.8	11.2	46.0
2	NADAUD ANAIS	Loriol	2007	10.9	11.0	11.4	12.5	45.8
3	MOINE CLARA	Loriol	2006	10.8	9.8	12.2	10.9	43.7
4	GARAGNON JOHANNA	Loriol	2006	10.6	8.4	10.4	12.2	41.6

## 7. FEMININ NIVEAU6 7-10 ans . SA\_DA (individuels)

### 7.1. Résultats par équipes

	Equipe	Club					Total
1	Loriol	26--Groupe omnisports loriolais (gol)	39.9	41.6	39.5	42.9	163.9
2	St Rambert d Albon	26--ASCR Gym	38.7	38.1	40.4	41.1	158.3
3	Crest	26--Us crétoise gymnastique	38.8	39.5	37.0	42.9	158.2





### 7.2. Résultats individuels

	Gymnaste	Equipe	Annee					Total
1	VAUDAINÉ MANON	St Rambert d Albon	2010	10.6	10.1	11.1	11.1	42.9
2	HELPER LILOU	Loriol	2009	10.2	10.4	10.4	10.9	41.9
3	WALLOIS MELINA	Loriol	2010	9.4	10.8	9.6	10.9	40.7
4	DAVO ROMANE	Loriol	2009	9.8	9.8	10.6	10.3	40.5
5	DAMOUCDARI SOLABE EMMA	St Rambert d Albon	2010	10.3	10.4	9.2	10.0	39.9
6	FAURE LILY	Crest	2009	9.0	9.9	10.2	10.7	39.8
7	BRIAT-MULLER MANON	Crest	2009	10.1	9.8	9.0	10.8	39.7
8	BOELY LANA	Loriol	2009	10.2	10.2	8.7	10.4	39.5
9	ANNESTAY IRIS	Crest	2010	9.6	9.5	9.2	10.7	39.0
10	ARCHINARD RUBIE	Crest	2009	9.5	10.3	8.2	10.7	38.7
11	GUIGNON LOANE	Loriol	2009	9.1	10.2	8.7	10.6	38.6
12	BOUKCHACHA LOUANE	Loriol	2010	9.7	8.9	8.9	10.5	38.0
13	SASSOLAS ASIA	St Rambert d Albon	2010	9.2	8.7	9.8	10.0	37.7
14	PAIXAO MAEE	Crest	2009	9.6	8.3	8.6	10.5	37.0
15	DENIZET ANA	St Rambert d Albon	2011	8.6	8.9	8.4	10.0	35.9
16	PERRIERE ZOE	St Rambert d Albon	2010	8.5	7.1	9.0	9.4	34.0
17	BEATRIX LEYNA	St Rambert d Albon	2010	0.0	7.5	10.3	7.0	24.8




## 8. FEMININ NIVEAU7 7-12 ans . SA\_DA (individuels)

### 8.1. Résultats par équipes





	Equipe	Club					Total
1	Loriol	26--Groupe omnisports loriolais (gol)	38.0	37.6	39.0	39.3	153.9
2	St Rambert d Albon 2	26--ASCR Gym	34.0	30.9	35.2	35.5	135.6
3	St Rambert d Albon 1	26--ASCR Gym	33.6	32.0	35.6	34.2	135.4
4	Montelimar	26--Montelimar	35.4	28.9	36.5	30.2	131.0

### 8.2. Résultats individuels

	Gymnaste	Equipe	Annee					Total
1	LOPEZ MAE	Loriol	2007	10.5	8.8	10.1	10.0	39.4
2	DERDERIAN LILY	Loriol	2010	9.6	9.2	9.1	9.9	37.8
3	MELAN CLEMENTINE	Loriol	2009	9.1	9.0	9.8	9.6	37.5
4	BREDUILLIEARD MAELLE	Loriol	2009	8.8	10.0	9.4	9.2	37.4
5	DUTHOIT CLEA	Loriol	2010	8.7	9.4	9.4	9.8	37.3
6	GUIGNON MYA	Loriol	2010	8.8	8.6	9.7	9.2	36.3
7	MERINO LYANA	Montelimar	2008	9.1	9.4	9.3	7.7	35.5
8	MICHALON LINA	St Rambert d Albon 2	2010	8.7	8.1	8.9	9.3	35.0
9	CAILLET ALINA	St Rambert d Albon 2	2007	8.3	8.6	9.3	8.7	34.9
10	BELATRECHE REIHANA	Montelimar	2009	8.7	8.1	8.7	8.8	34.3
11	ROUX VALENTINE	St Rambert d Albon 1	2009	8.4	7.9	9.3	8.4	34.0
12	MAZARIN MANEL	St Rambert d Albon 1	2009	8.3	8.1	8.7	8.6	33.7
13	LAIGNEL SALOME	St Rambert d Albon 1	2010	8.5	8.3	8.9	7.8	33.5
14	DELAHAY ANAIS	St Rambert d Albon 1	2009	8.1	7.7	8.7	8.6	33.1
15	TARARE LÉANA	St Rambert d Albon 2	2008	7.9	6.2	8.8	8.9	31.8
16	OSTERNAUD GARANCE	St Rambert d Albon 1	2009	8.4	6.5	7.9	8.6	31.4
17	CHARAFI MILTANI NOUR	St Rambert d Albon 2	2010	8.3	7.1	8.2	7.6	31.2
18	LUIS PEREIRA LOU	St Rambert d Albon 2	2010	8.1	7.1	7.9	7.6	30.7
19	DELAUNAYE SATINE	Montelimar	2008	8.9	5.4	9.3	7.0	30.6
	LAVALLARD CLELIA	Montelimar	2009	8.7	6.0	9.2	6.7	30.6
21	CHIBANE SHANA	St Rambert d Albon 2	2007	8.7	5.2	8.0	8.6	30.5
22	LALAU NOUANE	Montelimar	2008	7.6	4.0	7.2	5.0	23.8
23	DRAGOSI CELIA	St Rambert d Albon 1	2008	0.0	0.0	0.0	0.0	0.0
	CHARLOT YONA	Montelimar	2008	0.0	0.0	0.0	0.0	0.0

## 9. FEMININ NIVEAU1 11 + . SA\_DA (individuels)

### 9.1. Résultats par équipes





	Equipe	Club					Total
1	Privas	7--Sc privas gym	34.8	37.0	39.1	37.6	148.5
2	Crest	26--Us crétoise gymnastique	33.3	37.1	37.8	38.3	146.5

### 9.2. Résultats individuels





	Gymnaste	Equipe	Annee					Total
1	QUINTANA CLOE	Privas	1999	11.7	13.0	13.3	13.5	51.5
	ROLLAND CELIE	Crest	2000	11.5	13.4	12.7	13.9	51.5
3	MOULIN MORGANE	Privas	2005	11.7	12.6	13.2	12.3	49.8
4	AZAIS ABIGAIL	Crest	1996	11.4	12.2	12.4	11.7	47.7
5	SISTERON MELISSA	Crest	2004	10.4	8.2	10.8	10.1	39.5
6	DOUCE MINA	Crest	2004	0.0	11.5	12.7	12.7	36.9
7	GUIRON CELIA	Privas	2003	11.4	0.0	11.9	11.8	35.1
8	REYES ELISA	Privas	2003	0.0	11.4	12.6	0.0	24.0

## 10. FEMININ NIVEAU4 11 + . SA\_DA (individuels)

### 10.1. Résultats par équipes





	Equipe	Club					Total
1	Loriol	26--Groupe omnisports loriolais (gol)	32.7	35.3	35.1	32.1	135.2
2	Crest	26--Us crétoise gymnastique	30.9	34.7	33.2	33.3	132.1

### 10.2. Résultats individuels





	Gymnaste	Equipe	Annee					Total
1	BRZEZINSKA CORALIE	Loriol	1995	11.0	11.8	11.9	11.0	45.7
2	BENMAKHOUF JADE	Loriol	2004	11.0	11.6	11.5	11.1	45.2
3	MICHEL MARGO	Loriol	2004	10.6	11.7	11.7	9.7	43.7
	PRADON MARY LOU	Loriol	2003	10.7	11.8	11.2	10.0	43.7
5	ROLLAND CINDY	Crest	2000	10.5	11.0	10.0	11.7	43.2
6	BERGER TAIS	Crest	2005	10.2	12.3	10.6	9.8	42.9
7	ANNESTAY IRINA	Crest	2005	10.1	11.1	9.9	10.6	41.7
8	LE FRANCOIS ALICE	Crest	2005	10.1	11.3	10.9	9.3	41.6
9	ROUABAH ELIA	Crest	2005	10.0	10.9	9.3	11.0	41.2
10	MALLEVAL LAURA	Loriol	2001	10.4	10.0	10.1	9.6	40.1
11	MAZARD SACHA	Crest	1999	10.2	7.2	11.7	0.0	29.1

## 11. FEMININ NIVEAU5 11-15 ans . SA\_DA (individuels)

### 11.1. Résultats par équipes





	Equipe	Club					Total
1	Crest	26--Us crétoise gymnastique	40.7	39.8	40.4	39.9	160.8
2	St Rambert d Albon 2	26--ASCR Gym	41.9	37.2	35.8	40.1	155.0
3	St Rambert d Albon 3	26--ASCR Gym	40.6	33.7	41.5	39.0	154.8
4	St Rambert d Albon 1	26--ASCR Gym	40.2	36.8	38.4	38.7	154.1

### 11.2. Résultats individuels





	Gymnaste	Equipe	Annee					Total
1	LUIS PEREIRA LISE	St Rambert d Albon 1	2006	10.5	9.9	10.1	10.9	41.4
2	HURTEAU CAMELIA	Crest	2006	9.6	10.3	11.0	10.3	41.2
3	LAOUAZI KELIA	St Rambert d Albon 3	2008	10.0	8.9	10.7	10.8	40.4
4	DUPRE EMMA	Crest	2007	10.1	9.9	9.4	10.6	40.0
5	CAMILLE VICTORIA	St Rambert d Albon 2	2007	10.5	9.3	9.9	10.2	39.9
6	VAUDAIN ELENA	St Rambert d Albon 3	2008	10.2	9.4	10.0	10.0	39.6
7	KOACHE JADE	St Rambert d Albon 1	2005	9.5	9.0	10.0	10.5	39.0
	BARWICKI CLEMENCE	St Rambert d Albon 3	2008	10.5	7.0	11.0	10.5	39.0
9	FAURE LEILA	Crest	2007	10.3	9.8	9.4	9.4	38.9
10	BAYLE LILOU	Crest	2006	9.8	9.8	10.6	8.5	38.7
11	BERREHOUC ISIS	St Rambert d Albon 2	2007	10.7	9.0	7.8	10.3	37.8
12	BERREHOUC LILOU	St Rambert d Albon 2	2007	10.2	9.5	7.9	10.1	37.7
	MASSON LOUANE	Crest	2006	10.0	9.0	9.1	9.6	37.7
14	ANDRIANIRINA ANJARA	St Rambert d Albon 2	2007	10.5	9.4	8.5	8.8	37.2
15	QUENARD ELISA	Crest	2008	10.3	9.0	8.8	9.0	37.1
16	MARTIN ZOE	St Rambert d Albon 1	2006	10.1	9.0	8.7	8.6	36.4
17	FREY LILY	St Rambert d Albon 3	2008	9.8	7.7	9.8	7.7	35.0
18	VANDENDRIESSCHE AMBRE	St Rambert d Albon 3	2008	9.9	7.7	9.8	7.4	34.8
19	BOUVET CLARA	St Rambert d Albon 2	2007	9.7	7.3	7.9	9.5	34.4
20	PERROT LYLOU	St Rambert d Albon 2	2006	8.9	6.3	9.5	9.4	34.1
21	CHARAFI MILTANI HIBA	St Rambert d Albon 1	2006	8.5	8.9	7.8	8.7	33.9
22	OVIZE LANA	St Rambert d Albon 1	2005	10.1	0.0	9.6	8.5	28.2
23	MOUA MANON	St Rambert d Albon 3	2008	8.4	4.7	9.3	5.4	27.8

## 12. FEMININ NIVEAU4 11-18 ans . SA\_DA (individuels)

### 12.1. Résultats par équipes

	Equipe	Club					Total
1	Loriol	26--Groupe omnisports loriolais (gol)	31.8	37.1	36.0	35.0	139.9
2	Montelimar	26--Montelimar	29.6	26.3	30.5	29.1	115.5

### 12.2. Résultats individuels





	Gymnaste	Equipe	Annee					Total
1	PION LOU	Loriol	2004	10.6	12.3	12.1	12.2	47.2
2	VIUJAS CHARLINE	Loriol	2008	10.2	12.3	12.1	12.0	46.6
3	FAURIEL SALOME	Loriol	2003	10.6	11.6	11.8	9.7	43.7
4	UNY LOUANE	Loriol	2004	10.6	11.1	11.2	10.6	43.5
5	GARNIER CARLA	Loriol	2004	9.9	12.5	10.1	10.1	42.6
6	HAMMARLEBIOD EMY	Montelimar	2006	10.4	7.9	10.3	10.2	38.8
7	FURNON-MATHEVET SHAYNICE	Montelimar	2006	9.6	8.2	10.6	9.5	37.9
8	DURIEU LOU	Montelimar	2005	9.6	8.5	9.6	9.4	37.1
9	DEYGAS JEANNE	Montelimar	2004	9.2	9.6	8.8	7.9	35.5
10	MATHON ANGELINA	Loriol	2006	0.0	9.4	10.4	10.8	30.6
11	CANOU LOU ANN	Montelimar	2005	0.0	0.0	0.0	0.0	0.0
	GARDANNE ANDREA	Montelimar	2002	0.0	0.0	0.0	0.0	0.0

## 13. FEMININ NIVEAU5 11 + . SA\_DA (individuels)

### 13.1. Résultats par équipes





	Equipe	Club					Total
1	Montelimar	26--Montelimar	41.3	35.6	40.2	37.5	154.6

### 13.2. Résultats individuels





	Gymnaste	Equipe	Annee					Total
1	ROCHE THAIS	Montelimar	1993	10.5	8.6	11.3	9.9	40.3
2	BATY MARIETTA	Montelimar	1993	10.5	8.9	9.5	9.7	38.6
3	NOYER GAELLE	Montelimar	2000	10.4	9.4	8.5	8.5	36.8
4	LOPEZ CARLA	Montelimar	2001	9.1	8.7	10.2	8.1	36.1
5	MORIN PERRINE	Montelimar	2002	9.9	6.6	9.2	9.4	35.1

## 14. FEMININ NIVEAU5 11-18 ans . SA\_DA (individuels)

### 14.1. Résultats par équipes





	Equipe	Club					Total
1	Allex	26--Section gymnique allex	39.1	32.7	35.8	32.8	140.4

### 14.2. Résultats individuels





	Gymnaste	Equipe	Annee					Total
1	RASPAIL ELINA	Allex	2002	9.6	8.8	9.7	8.5	36.6
2	BOULARD CLARA	Allex	2004	9.9	9.0	8.4	7.9	35.2
3	VERDA AMANDINE	Allex	2003	10.0	6.8	8.8	8.8	34.4
4	BRET ELISE	Allex	2004	9.6	8.1	8.9	7.6	34.2
5	ALONSO ROMANE	Allex	2002	9.3	5.8	8.0	7.0	30.1

## 15. FEMININ NIVEAU7 11 + . SA\_DA (individuels)

### 15.1. Résultats par équipes

	Equipe	Club					Total
1	Alex	26--Section gymnique alex	34.4	32.8	37.8	38.0	143.0





### 15.2. Résultats individuels

	Gymnaste	Equipe	Annee					Total
1	BROCHARD EMMA	Alex	2004	8.7	8.8	9.0	9.5	36.0
2	FAURE ANAELLE	Alex	2003	8.6	7.6	9.8	9.7	35.7
3	BRUCHON ANAELLE	Alex	2002	7.9	7.8	9.9	9.3	34.9
	OLIVERO NINON	Alex	2003	8.3	8.6	8.6	9.4	34.9
5	GUILLET MORGANE	Alex	2003	8.8	5.9	9.1	9.4	33.2







## 16. FEMININ NIVEAU8 7-10 ans . SA\_DA (individuels)

### 16.1. Résultats par équipes





	Equipe	Club					Total
1	Allex 2	26--Section gymnique allex	33.6	37.8	40.1	40.1	151.6
2	Allex 1	26--Section gymnique allex	33.5	34.9	39.7	40.7	148.8
3	St Rambert d Albon 1	26--ASCR Gym	32.4	36.3	38.5	39.8	147.0
4	St Rambert d Albon 2	26--ASCR Gym	33.0	35.5	37.6	40.1	146.2

### 16.2. Résultats individuels

	Gymnaste	Equipe	Annee					Total
1	COPIN MATHILDE	Allex 2	2009	8.9	9.6	10.0	10.0	38.5
2	ZOGLAMI NORANE *	Bourg st andeol 1 (indiv) (indiv)	2010	9.3	9.1	9.4	10.1	37.9
3	COPIN CAMILLE	Allex 2	2009	8.7	9.3	9.8	10.0	37.8
4	VIALETTE MAEVA	St Rambert d Albon 2	2010	8.4	9.5	9.6	10.2	37.7
	DOUBLIER VILLETTE MELIA	Allex 2	2010	8.0	9.5	10.3	9.9	37.7
6	RASPAIL ZELIE	Allex 2	2009	8.0	9.4	10.0	10.2	37.6
7	GIROD AURELIE	St Rambert d Albon 1	2009	7.9	9.2	10.1	10.0	37.2
8	ROS JEANNE	Allex 1	2011	8.1	8.8	10.0	10.0	36.9
9	PERRIOLAT ALICIA	St Rambert d Albon 1	2010	8.2	9.3	9.4	9.9	36.8
10	SAIDI SARAH	St Rambert d Albon 2	2010	7.9	8.7	10.0	9.9	36.5
11	ALLAIX MARINE	Allex 1	2010	7.8	9.0	9.2	10.2	36.2
12	TEIXEIRA REIS CHLOE	St Rambert d Albon 2	2010	8.4	8.3	9.3	10.1	36.1
13	CATY ADELE	St Rambert d Albon 1	2009	8.2	8.8	9.0	9.9	35.9
14	VIALETTE TATIANA	St Rambert d Albon 1	2009	8.1	9.0	9.0	9.7	35.8
15	MILLIER NEELA ROSE	Allex 1	2010	8.6	8.9	9.3	8.9	35.7
16	RANC LOËLIA	Allex 1	2011	7.3	8.2	9.6	10.0	35.1
17	LEGUAYE JULIE	St Rambert d Albon 2	2010	8.2	8.3	8.7	9.7	34.9
18	FOURNAT MANON	St Rambert d Albon 2	2010	8.0	7.9	8.2	9.9	34.0
19	KOPRU ÉLA	St Rambert d Albon 2	2010	7.3	9.0	7.5	9.9	33.7
20	BRET FAUSTINE	Allex 1	2010	8.3	4.7	10.2	10.3	33.5
21	PINET NOLA	Allex 1	2012	8.5	3.7	9.9	10.2	32.3
22	ROUMEAS ELENA	St Rambert d Albon 1	2009	7.6	3.9	10.0	10.0	31.5
23	DELAUNAY EMMA	St Rambert d Albon 1	2009	0.0	0.0	0.0	0.0	0.0

## 17. FEMININ NIVEAU8 7-12 ans . SA\_DA (individuels)

### 17.1. Résultats par équipes





	Equipe	Club					Total
1	Crest	26--Us crétoise gymnastique	37.2	37.7	39.5	40.2	154.6
2	Loriol	26--Groupe omnisports loriolais (gol)	36.2	37.9	38.2	40.9	153.2
3	Allex	26--Section gymnique allex	34.5	37.2	40.2	40.5	152.4
4	Privas	7--Sc privas gym	36.0	37.1	39.0	39.8	151.9

### 17.2. Résultats individuels





	Gymnaste	Equipe	Annee					Total
1	PERILLON LUNA	Loriol	2007	9.3	9.7	9.8	10.4	39.2
2	ROBERT LOUANE	Allex	2008	8.9	9.5	10.4	10.3	39.1
3	POULET CLEMENCE	Crest	2009	9.6	9.7	9.5	10.0	38.8
4	TERNISIEN LENA	Privas	2009	9.2	9.7	9.8	9.9	38.6
5	GERLAT ROMANE	Crest	2010	9.3	9.3	9.7	10.1	38.4
	PEYRICHON LINA	Crest	2009	9.0	9.1	10.3	10.0	38.4
7	REPELLIN LALIE	Privas	2007	9.1	9.2	10.2	9.8	38.3
8	CAMBRES CELIA	Crest	2008	9.3	8.9	9.8	10.0	38.0
	RIGAUD CLEMENCE	Allex	2009	8.9	9.1	10.1	9.9	38.0
10	PETROVIC MILA	Loriol	2010	9.2	9.2	9.2	10.1	37.7
11	CHAMP ANAE	Allex	2009	8.5	9.0	9.9	10.2	37.6
12	ANLI-VAREILLE EVA	Privas	2011	9.4	9.0	9.1	9.9	37.4
	NGOUMOU LILIANE	Crest	2010	8.6	9.1	9.7	10.0	37.4
14	ZABBAL JULIE	Loriol	2008	8.7	9.7	8.9	9.9	37.2
15	MASSE MAELYA	Privas	2008	8.0	9.2	9.9	10.0	37.1
	VIOLET YSEU	Crest	2010	8.4	9.6	9.0	10.1	37.1
17	GOUNON AXELLE	Allex	2009	8.2	9.5	9.3	10.0	37.0
18	GHAMZI MARWA	Loriol	2008	8.4	9.3	9.2	10.0	36.9
19	PASUCH CHIARA	Allex	2009	7.6	9.1	9.8	10.0	36.5
20	MARMAGNE ALEXIA	Privas	2009	8.3	8.6	9.1	10.0	36.0
21	MUNOZ LOLA	Loriol	2009	8.1	5.4	9.7	10.2	33.4
22	ZANCANARO MAELYS	Loriol	2009	9.0	4.5	9.5	10.2	33.2

## 18. FEMININ ENCHAINEMENT 9-12 ans . SA\_DA (individuels)

### 18.1. Résultats par équipes





	Equipe	Club					Total
1	Allex	26--Section gymnique allex	28.6	26.6	29.1	29.0	113.3

### 18.2. Résultats individuels





	Gymnaste	Equipe	Annee					Total
1	YOUNSI SHERYNA	Allex	2008	7.3	6.9	7.1	7.2	28.5
2	VIONDELPHIN LANA	Allex	2008	7.1	6.3	7.5	7.2	28.1
3	ARSAC CELIA	Allex	2008	7.6	5.9	6.5	7.3	27.3
	BARBERET CIARA	Allex	2007	6.3	6.6	7.1	7.3	27.3
5	MEGE AGATHE	Allex	2009	6.6	6.2	7.4	6.8	27.0
6	BONE CASSANDRE	Allex	2007	5.8	6.8	7.1	7.0	26.7

## 19. FEMININ ENCHAINEMENT 7-10 ans . SA\_DA (individuels)

### 19.1. Résultats par équipes

	Equipe	Club					Total
1	Allex	26--Section gymnique allex	28.3	27.3	29.4	29.0	114.0

### 19.2. Résultats individuels





	Gymnaste	Equipe	Annee					Total
1	SOULAT ANNE-LOU	Allex	2009	7.0	8.0	7.2	7.5	29.7
2	MONTEYREMAR D CHAUVET MAÏA	Allex	2010	6.7	7.5	7.4	6.1	27.7
3	BAROTEAU MARIA	Allex	2009	7.4	5.5	6.9	7.7	27.5
4	LE MEUR LOUISE	Allex	2010	5.8	6.3	7.6	7.0	26.7
5	JOLLAND EMY	Allex	2010	7.2	5.4	6.6	6.7	25.9
6	DUBOIS--REYNAUD SHIREL	Allex	2009	6.1	4.6	7.2	6.8	24.7

## 20. FEMININ NIVEAU8 7-8 ans . SA\_DA (individuels)

### 20.1. Résultats par équipes





	Equipe	Club					Total
1	Loriol	26--Groupe omnisports loriolais (gol)	35.4	38.3	39.5	40.1	153.3
2	Bourg st andeol	7--UNION SPORTIVE BOURGUESANNE	35.4	37.1	37.3	40.0	149.8
3	St Rambert d Albon 2	26--ASCR Gym	35.0	37.1	36.6	39.2	147.9
4	St Rambert d Albon 1	26--ASCR Gym	34.7	34.6	38.6	39.3	147.2
5	St Rambert d Albon 3	26--ASCR Gym	33.9	35.9	34.8	38.5	143.1

### 20.2. Résultats individuels





	Gymnaste	Equipe	Annee					Total
1	SALEIX MONNOURY LOLA	Loriol	2012	9.4	9.5	10.2	9.9	39.0
2	BOYRON AUBANE	Loriol	2011	8.7	9.9	10.0	10.1	38.7
3	BATOUX EMY	Bourg st andeol	2012	8.9	9.3	9.7	10.1	38.0
4	CHARRE KENZICE	Loriol	2012	8.9	9.1	9.8	10.0	37.8
5	DE BORAS SÉLÉNA	St Rambert d Albon 2	2012	8.9	9.4	9.4	9.9	37.6
	LARGUIER - BOSCHERINI LYS	Bourg st andeol	2012	8.9	9.2	9.5	10.0	37.6
7	VIALETTE MELISSA	St Rambert d Albon 3	2012	8.9	9.6	9.2	9.8	37.5
8	DARBIN LISON	Loriol	2011	8.4	9.5	9.5	10.0	37.4
9	FROGER ANGELE	St Rambert d Albon 1	2011	8.6	8.5	10.2	9.9	37.2
10	AJIB MAISSA	St Rambert d Albon 1	2011	8.7	8.6	9.7	9.7	36.7
	KOACHE JENNAH	St Rambert d Albon 1	2011	8.4	8.8	9.5	10.0	36.7
	MADELON CLARA	St Rambert d Albon 2	2012	8.8	9.1	9.0	9.8	36.7
	COIN JULIA	Bourg st andeol	2011	8.6	9.4	9.2	9.5	36.7
	DEHMANI LILIA	Bourg st andeol	2011	8.9	9.1	8.9	9.8	36.7
	PALPACUER SARAH	Bourg st andeol	2012	8.7	9.1	8.8	10.1	36.7
16	OUAOUA DESMARTIS ANISSA	St Rambert d Albon 1	2011	9.0	8.7	9.2	9.7	36.6
	ABBACHE NEYLA	St Rambert d Albon 2	2012	9.0	8.9	9.1	9.6	36.6
18	REGAL LUCIE	St Rambert d Albon 2	2012	8.0	9.5	9.1	9.6	36.2
19	GRASSET NALIE	Loriol	2011	8.4	9.4	9.5	8.8	36.1
20	LASMANI JOHANA	St Rambert d Albon 2	2012	8.3	9.1	8.9	9.7	36.0
21	BELDA LOLA	Loriol	2012	8.0	9.0	8.8	10.0	35.8
22	DAHMANI KHALISSA	St Rambert d Albon 3	2012	8.7	9.1	8.3	9.6	35.7
23	GUYONNET LILY-LOU	St Rambert d Albon 3	2012	8.5	8.7	8.7	9.5	35.4
24	DAHOU SAFWA	St Rambert d Albon 2	2012	8.3	8.4	8.0	9.8	34.5
25	SEIXAS CÉLIA	St Rambert d Albon 3	2012	7.8	8.5	8.6	9.2	34.1
26	OGIER MAËLYS	St Rambert d Albon 1	2012	7.7	8.2	8.2	9.4	33.5
27	BRESSY CHLOË	St Rambert d Albon 3	2012	7.5	7.9	8.2	9.6	33.2
28	LARGILLIERE LEXIE	Bourg st andeol	2012	0.0	9.2	8.3	9.8	27.3
29	SAVOUREY LOUVE	St Rambert d Albon 3	2012	0.0	5.0	5.8	9.5	20.3

## 21. FEMININ NIVEAU3 11-18 ans . SA\_DA (individuels)

### 21.1. Résultats par équipes





	Equipe	Club					Total
1	Privas	7--Sc privas gym	32.9	37.2	36.3	38.0	144.4
2	St Rambert d Albon	26--ASCR Gym	32.5	32.6	32.8	36.4	134.3

### 21.2. Résultats individuels





	Gymnaste	Equipe	Annee					Total
1	VO LUCIE	Privas	2002	11.1	12.8	12.5	12.6	49.0
2	CHARVE LILOU	Privas	2004	11.0	12.9	11.5	12.8	48.2
3	VERDOT ROXANE	Privas	2007	10.8	11.3	11.5	12.6	46.2
4	XIONG LIZZIE	Privas	2007	10.6	11.5	12.3	11.4	45.8
5	LALLEMENT MAILYS	St Rambert d Albon	2004	11.1	9.7	10.6	12.7	44.1
6	VIVET ANAIS	St Rambert d Albon	2003	11.0	10.4	11.6	9.7	42.7
7	LAOUAZI TRACY	St Rambert d Albon	2006	10.3	11.1	8.9	11.8	42.1
8	BRUYERE MARIE-ANAÏS	St Rambert d Albon	2004	10.2	11.1	8.6	11.9	41.8
9	MIGLIORINI HANAE	Privas	2004	10.2	9.5	9.0	11.1	39.8
10	GOUTAGNEUX SALOME	St Rambert d Albon	2004	10.4	7.7	10.6	10.3	39.0
11	BARDEL COLINE	Privas	2007	0.0	5.6	0.0	0.0	5.6

## 22. FEMININ NIVEAU8 11-15 ans . SA\_DA (individuels)

### 22.1. Résultats par équipes





	Equipe	Club					Total
1	Crest	26--Us crétoise gymnastique	33.7	31.1	37.1	37.9	139.8

### 22.2. Résultats individuels


	Gymnaste	Equipe	Annee					Total
1	TANCREZ LISA	Crest	2008	8.4	8.8	9.7	9.3	36.2
2	CRESSON ANOUCK	Crest	2007	8.0	9.7	7.5	9.5	34.7
3	KOUOH LEA	Crest	2005	8.9	6.3	9.8	9.5	34.5
4	GRAZIANO ELYNA	Crest	2006	8.4	6.3	10.1	9.6	34.4

## 23. FEMININ NIVEAU6 11-18 ans . SA\_DA (individuels)

### 23.1. Résultats par équipes

	Equipe	Club					Total
1	Bourg st andeol	7--UNION SPORTIVE BOURGUESANNE	41.4	42.8	39.5	42.6	166.3
2	Crest	26--Us crétoise gymnastique	37.5	42.5	38.3	42.2	160.5





### 23.2. Résultats individuels

	Gymnaste	Equipe	Annee					Total
1	ZEMBALIA ANTHEA	Bourg st andeol	2002	10.6	10.8	10.4	10.8	42.6
2	SOULLARD FANNY	Bourg st andeol	2005	10.7	10.9	10.1	10.4	42.1
3	PONTON EMY	Crest	2005	9.9	10.7	10.2	10.5	41.3
4	CELLIER LUCIE	Bourg st andeol	2004	9.9	10.4	9.5	10.8	40.6
5	DESHAYES EMMA	Crest	2004	9.4	10.5	9.9	10.4	40.2
6	CHEVALLIER ELOISE	Bourg st andeol	2002	10.2	9.7	9.5	10.6	40.0
7	JOUSSE LEA	Crest	2004	9.2	10.7	9.0	10.6	39.5
	MASSON OCÉANE	Crest	2002	9.0	10.6	9.2	10.7	39.5
9	GLEIZON MARYLOU	Bourg st andeol	2005	9.3	10.7	9.0	10.4	39.4
10	DEVLAEMINCK MAELLY	Crest	2003	8.3	8.9	6.7	9.6	33.5







## 24. FEMININ ENCHAINEMENT 6-8 ans . SA\_DA (B) (individuels)

### 24.1. Résultats par équipes





	Equipe	Club					Total
1	Crest	26--Us crétoise gymnastique	28.7	31.6	30.4	30.7	121.4

### 24.2. Résultats individuels





	Gymnaste	Equipe	Annee					Total
1	LECOINTRE-GAUTHIER MAELYS	Crest	2011	7.7	8.4	7.6	7.7	31.4
2	HUMBERT CAMILLE	Crest	2011	6.8	8.5	7.6	7.8	30.7
3	VICTOIRE AXELLE	Crest	2012	7.0	7.5	7.4	7.6	29.5
4	BOST HEIDI	Crest	2012	7.2	6.9	7.5	7.6	29.2
5	BUISSON MILLA	Crest	2011	6.5	7.2	7.7	7.2	28.6

## 25. FEMININ NIVEAU7 7-8 ans . SA\_DA (individuels)

### 25.1. Résultats par équipes





	Equipe	Club					Total
1	St Rambert d Albon	26--ASCR Gym	34.7	31.9	36.9	38.8	142.3

### 25.2. Résultats individuels





	Gymnaste	Equipe	Annee					Total
1	OCHIER GUSTIN ROMANE	St Rambert d Albon	2012	8.9	8.6	9.5	9.7	36.7
2	COURAGE LOU	St Rambert d Albon	2011	8.5	7.6	9.4	9.9	35.4
3	BOUHENIA MANÈLE	St Rambert d Albon	2011	8.3	8.3	8.3	8.4	33.3
4	ROUTAQUI BRUYERE AYA	St Rambert d Albon	2011	8.7	4.6	9.5	9.9	32.7
5	MEDDAH JENNA	St Rambert d Albon	2011	8.6	7.4	8.5	8.1	32.6
6	RANCHOUX AMELINE	St Rambert d Albon	2011	8.3	5.6	8.3	9.3	31.5

## 26. FEMININ NIVEAU2 11-18 ans . SA\_DA (individuels)

### 26.1. Résultats par équipes

	Equipe	Club					Total
1	Bourg st andeol	7--UNION SPORTIVE BOURGUESANNE	33.4	36.7	35.5	37.9	143.5

### 26.2. Résultats individuels

	Gymnaste	Equipe	Annee					Total
1	BOSSANNE ELSA	Bourg st andeol	2005	11.2	13.1	12.0	13.2	49.5
2	HUGUES CHARLOTTE	Bourg st andeol	2005	11.3	12.1	12.4	12.2	48.0
3	RIGOLE LENA	Bourg st andeol	2006	10.9	11.5	11.1	12.5	46.0
4	DUPONT THERESE	Bourg st andeol	2005	10.8	11.0	11.1	11.5	44.4