





Résultats de la compétition
DEPARTEMENTAL A FILIERE NATIONALE
VOREPPE
25 et 26 janvier 2020

1. FEMININ NIVEAU3 11 + . SA_DA (individuels)

1.1. Résultats par équipes





| | Equipe | Club |  |  |  |  | Total |
|---|--------------------|------------------------------------|--|---|---|---|-------|
| 1 | Pont de Beauvoisin | 38--La Sentinelle | 32.9 | 35.1 | 34.2 | 33.5 | 135.7 |
| 2 | Pont de Claix | 38--Pont de claix amicale gymnique | 32.1 | 31.9 | 35.3 | 32.7 | 132.0 |
| 3 | Jonage | 38--Jonage gymnastique | 32.3 | 31.3 | 34.8 | 31.5 | 129.9 |
| 4 | Tullins | 38--La Vaillante de Tullins | 32.1 | 31.1 | 32.5 | 31.0 | 126.7 |
| 5 | Domène | 38--Etoile sportive doménoise | 31.4 | 21.6 | 30.7 | 30.2 | 113.9 |

1.2. Résultats individuels





| | Gymnaste | Equipe | Annee |  |  |  |  | Total |
|----|---------------------|--------------------|-------|--|---|---|---|-------|
| 1 | JACQUINOT CAMILLE | Pont de Beauvoisin | 2005 | 11.2 | 11.6 | 11.4 | 12.3 | 46.5 |
| 2 | GUILLET NOA | Pont de Beauvoisin | 2004 | 11.0 | 10.7 | 11.6 | 12.3 | 45.6 |
| 3 | BOROWIEC MAEVA | Pont de Claix | 2001 | 10.9 | 10.8 | 11.7 | 10.6 | 44.0 |
| 4 | PERRIN COLINE | Jonage | 2004 | 11.1 | 10.5 | 11.4 | 10.9 | 43.9 |
| 5 | HUET AMELIA | Tullins | 2002 | 10.7 | 10.2 | 11.2 | 11.7 | 43.8 |
| 6 | MONNOT CELIA | Domène | 2000 | 10.7 | 10.2 | 10.6 | 11.5 | 43.0 |
| 7 | BANCHERI MEIJE | Tullins | 2002 | 10.7 | 11.5 | 10.8 | 9.9 | 42.9 |
| 8 | JULIEN MANON | Pont de Claix | 1999 | 10.4 | 9.6 | 11.5 | 11.3 | 42.8 |
| 9 | BOROWIEC ROXANE | Pont de Claix | 1997 | 10.8 | 11.5 | 9.6 | 10.8 | 42.7 |
| 10 | BLANC LORAINÉ | Jonage | 1999 | 10.7 | 10.1 | 11.5 | 9.3 | 41.6 |
| 11 | GODEFROY CHLOE | Pont de Beauvoisin | 1997 | 10.7 | 9.9 | 11.2 | 8.9 | 40.7 |
| 12 | MAGGUILI CLARA | Pont de Claix | 2001 | 9.8 | 9.3 | 12.1 | 9.2 | 40.4 |
| 13 | MORI LENA | Tullins | 2000 | 10.7 | 9.4 | 10.5 | 9.4 | 40.0 |
| 14 | DE CIANTIS LENA | Jonage | 1999 | 10.5 | 7.4 | 9.4 | 11.3 | 38.6 |
| 15 | MARCOUX LEONIE | Pont de Beauvoisin | 0 | 10.6 | 9.4 | 9.2 | 8.3 | 37.5 |
| 16 | DAVID JULIE | Domène | 2000 | 10.6 | 4.9 | 11.7 | 10.2 | 37.4 |
| 17 | MAZOYER CAMILLE | Tullins | 2003 | 10.2 | 7.6 | 9.8 | 8.9 | 36.5 |
| 18 | CARRET ESTELLE | Domène | 1998 | 10.1 | 6.5 | 8.4 | 8.5 | 33.5 |
| 19 | MEULENYZER CAROLINE | Jonage | 1984 | 10.4 | 10.4 | 11.9 | 0.0 | 32.7 |
| 20 | PASINI LAURENCE | Pont de Beauvoisin | 0 | 0.0 | 12.8 | 11.1 | 0.0 | 23.9 |
| 21 | CORNUAU LUNA | Jonage | 1998 | 9.8 | 0.0 | 0.0 | 8.5 | 18.3 |
| 22 | ARAMA YAELE | Tullins | 2002 | 0.0 | 0.0 | 7.4 | 8.0 | 15.4 |
| 23 | POMPA VALENTINE | Jonage | 2001 | 0.0 | 10.4 | 0.0 | 0.0 | 10.4 |
| 24 | QUANG GUERAUD MAEVA | Domène | 2000 | 0.0 | 0.0 | 0.0 | 0.0 | 0.0 |
| | | Domène | 0 | 0.0 | 0.0 | 0.0 | 0.0 | 0.0 |
| | | Domène | 0 | 0.0 | 0.0 | 0.0 | 0.0 | 0.0 |
| | | Pont de Beauvoisin | 0 | 0.0 | 0.0 | 0.0 | 0.0 | 0.0 |
| | ABGRALL LUISA | Pont de Claix | 2003 | 0.0 | 0.0 | 0.0 | 0.0 | 0.0 |
| | | Pont de Claix | 0 | 0.0 | 0.0 | 0.0 | 0.0 | 0.0 |
| | | Tullins | 0 | 0.0 | 0.0 | 0.0 | 0.0 | 0.0 |

2. FEMININ NIVEAU5 11 + . SA_DA (individuels)

2.1. Résultats par équipes

| | Equipe | Club |  |  |  |  | Total |
|---|--------------------|---|--|---|---|---|-------|
| 1 | Bourgoin-Jallieu | 38--La Jeune France de Bourgoin-Jallieu | 40.5 | 42.5 | 43.4 | 45.7 | 172.1 |
| 2 | St Laurent du Pont | 38--La Cartusienne | 42.8 | 41.0 | 42.5 | 44.5 | 170.8 |
| 3 | Pont de Claix | 38--Pont de claix amicale gymnique | 39.4 | 38.8 | 43.5 | 44.1 | 165.8 |
| 4 | Echirolles | 38--Amicale laique echirolles gymnastique | 38.9 | 39.4 | 43.4 | 44.0 | 165.7 |
| 5 | Pont de Beauvoisin | 38--La Sentinelle | 36.7 | 15.6 | 36.9 | 39.6 | 128.8 |
| 6 | Tullins | 38--La Vaillante de Tullins | 32.8 | 16.1 | 38.0 | 36.6 | 123.5 |





2.2. Résultats individuels

| | Gymnaste | Equipe | Annee |  |  |  |  | Total |
|----|------------------------|--------------------|-------|--|---|---|---|-------|
| 1 | SALOMON MAEVANE | St Laurent du Pont | 2007 | 11.2 | 11.1 | 11.6 | 11.3 | 45.2 |
| | DAVID DELPHINE | Bourgoin-Jallieu | 1998 | 11.0 | 10.8 | 11.6 | 11.8 | 45.2 |
| 3 | LEFEBVRE SOLENE | Echirolles | 1995 | 10.8 | 10.9 | 11.2 | 11.3 | 44.2 |
| 4 | GUILLEMIN MATHILDE | Echirolles | 2002 | 9.7 | 10.8 | 11.2 | 12.0 | 43.7 |
| | MAZABRARD JULIE | St Laurent du Pont | 1999 | 11.4 | 10.6 | 11.1 | 10.6 | 43.7 |
| 6 | MOSCARA CLEMENCE | Pont de Beauvoisin | 2005 | 9.9 | 10.6 | 9.9 | 11.5 | 41.9 |
| | POURCHI ROMANE | Pont de Claix | 2006 | 9.6 | 9.9 | 11.4 | 11.0 | 41.9 |
| 8 | COMTE AURELIE | Tullins | 1981 | 9.3 | 11.0 | 10.0 | 11.5 | 41.8 |
| | AMARACHE INES | Bourgoin-Jallieu | 1998 | 9.8 | 11.2 | 11.3 | 9.5 | 41.8 |
| 10 | SOLANS JULIA | Pont de Claix | 2003 | 10.1 | 9.8 | 10.4 | 11.2 | 41.5 |
| | FERRAZ JADE | Bourgoin-Jallieu | 2005 | 10.2 | 9.9 | 10.0 | 11.4 | 41.5 |
| 12 | CRETON JULIE | Pont de Claix | 2000 | 10.1 | 9.9 | 10.5 | 10.9 | 41.4 |
| 13 | CARTOUX CAPUCINE | Bourgoin-Jallieu | 2004 | 9.4 | 10.6 | 9.8 | 11.3 | 41.1 |
| 14 | LOTITO LEONIE | St Laurent du Pont | 2007 | 9.9 | 9.9 | 9.8 | 11.1 | 40.7 |
| 15 | FRANCO MAELLE | Pont de Claix | 1998 | 9.6 | 9.2 | 10.3 | 10.7 | 39.8 |
| 16 | VIGNEUX LISON | Bourgoin-Jallieu | 2003 | 9.5 | 8.4 | 10.5 | 10.3 | 38.7 |
| 17 | RUELLE JULIETTE | St Laurent du Pont | 2008 | 10.3 | 8.4 | 8.0 | 11.5 | 38.2 |
| 18 | GORDON LENA | Echirolles | 2007 | 10.0 | 7.4 | 10.1 | 10.2 | 37.7 |
| 19 | ROMAN FLORIANE | Echirolles | 2002 | 7.5 | 8.7 | 10.9 | 10.5 | 37.6 |
| 20 | PORCHER LAURIE | Bourgoin-Jallieu | 2001 | 9.4 | 7.3 | 9.4 | 11.2 | 37.3 |
| 21 | TAIX ZOE | Pont de Claix | 2001 | 9.1 | 8.6 | 8.7 | 10.4 | 36.8 |
| 22 | JOUBERT LUCILE | Echirolles | 2006 | 8.4 | 9.0 | 8.8 | 9.3 | 35.5 |
| 23 | LECLERC STELLA | St Laurent du Pont | 2007 | 8.9 | 6.7 | 10.0 | 9.4 | 35.0 |
| 24 | ARRUFAT MAELIA | Tullins | 2002 | 7.6 | 5.1 | 9.2 | 9.2 | 31.1 |
| 25 | MARTINET NINA | Pont de Claix | 2005 | 8.5 | 0.0 | 11.2 | 11.0 | 30.7 |
| 26 | CARRABIN LEA | Pont de Beauvoisin | 2003 | 8.2 | 5.0 | 8.4 | 8.8 | 30.4 |
| 27 | RENOUD CELIA | Pont de Beauvoisin | 2002 | 9.2 | 0.0 | 8.8 | 10.4 | 28.4 |
| 28 | JEANDET CHARLOTTE | Pont de Beauvoisin | 2002 | 9.4 | 0.0 | 9.8 | 8.9 | 28.1 |
| 29 | THOUVENET ELISE | Tullins | 2002 | 8.7 | 0.0 | 9.5 | 7.9 | 26.1 |
| 30 | PICHON EMELINE | Tullins | 1996 | 7.2 | 0.0 | 9.3 | 8.0 | 24.5 |
| 31 | MASSOT JOANNA | St Laurent du Pont | 2005 | 0.0 | 9.4 | 9.0 | 0.0 | 18.4 |
| 32 | POITOU LOUNA | Echirolles | 2003 | 0.0 | 0.0 | 0.0 | 0.0 | 0.0 |
| | PERRIN CLARA -> certif | Pont de Beauvoisin | 1999 | 0.0 | 0.0 | 0.0 | 0.0 | 0.0 |
| | PERRIN SOLINE | Pont de Beauvoisin | 1996 | 0.0 | 0.0 | 0.0 | 0.0 | 0.0 |

| | | | | | | | | |
|--|------------------|---------|------|-----|-----|-----|-----|-----|
| | ATTARD INES | Tullins | 2003 | 0.0 | 0.0 | 0.0 | 0.0 | 0.0 |
| | TAVEL GWENDOLINE | Tullins | 2002 | 0.0 | 0.0 | 0.0 | 0.0 | 0.0 |

3. FEMININ NIVEAU4 11-15 ans . SA_DA (individuels)

3.1. Résultats par équipes

| | Equipe | Club |  |  |  |  | Total |
|---|-------------|--|--|---|---|---|-------|
| 1 | Rhodia club | 38--Rhodia-Club Gymnastique | 32.6 | 35.3 | 35.8 | 35.7 | 139.4 |
| 2 | Heyrieux | 38--J.A.Heyrieux Gymnastique Sportive | 32.4 | 32.1 | 34.1 | 34.0 | 132.6 |

3.2. Résultats individuels





| | Gymnaste | Equipe | Annee |  |  |  |  | Total |
|----|-------------------|-------------|-------|--|---|---|---|-------|
| 1 | SAUNIER SOLENE | Rhodia club | 2006 | 10.7 | 12.3 | 11.0 | 12.3 | 46.3 |
| 2 | JACQUES VALENTINE | Rhodia club | 2006 | 10.9 | 11.8 | 11.9 | 11.4 | 46.0 |
| 3 | GOUTTE TYFFANIE | Rhodia club | 2005 | 11.0 | 10.8 | 11.9 | 12.0 | 45.7 |
| 4 | EGHA AGHE MAELYS | Heyrieux | 2005 | 10.6 | 10.2 | 12.1 | 12.6 | 45.5 |
| 5 | GUSTO LISA | Heyrieux | 2007 | 10.9 | 10.9 | 10.3 | 10.3 | 42.4 |
| | MARTIN ELSA | Heyrieux | 2008 | 10.9 | 10.9 | 10.5 | 10.1 | 42.4 |
| 7 | QUIBLIER LAURA | Rhodia club | 2007 | 9.3 | 11.2 | 12.0 | 9.3 | 41.8 |
| 8 | PERIGARD ANAIS | Heyrieux | 2008 | 10.4 | 9.4 | 10.6 | 10.5 | 40.9 |
| 9 | DIOGO JUSTINE | Rhodia club | 2005 | 9.8 | 10.0 | 11.2 | 9.8 | 40.8 |
| 10 | JACQUET MILLA | Rhodia club | 2007 | 10.6 | 8.5 | 10.8 | 10.8 | 40.7 |
| 11 | PARRA CHLOE | Heyrieux | 2005 | 10.2 | 6.9 | 11.4 | 10.9 | 39.4 |
| 12 | LOEUILLET ATENAIS | Heyrieux | 2007 | 0.0 | 10.3 | 0.0 | 0.0 | 10.3 |

4. FEMININ NIVEAU6 11-15 ans . SA_DA (individuels)

4.1. Résultats par équipes

| | Equipe | Club |  |  |  |  | Total |
|---|----------------------|---|--|---|---|---|-------|
| 1 | Pont de Beauvoisin 1 | 38--La Sentinelle | 41.3 | 41.4 | 40.5 | 43.7 | 166.9 |
| 2 | Rhodia club | 38--Rhodia-Club Gymnastique | 40.4 | 38.2 | 41.2 | 41.3 | 161.1 |
| 3 | Sablons | 38--Sablons | 40.0 | 40.1 | 38.9 | 41.9 | 160.9 |
| 4 | La Tour du Pin | 38--L'alerte gymnastique la tour du pin | 40.3 | 37.7 | 38.7 | 40.5 | 157.2 |
| 5 | Heyrieux | 38--J.A.Heyrieux Gymnastique Sportive | 40.1 | 36.3 | 39.8 | 40.5 | 156.7 |
| | Vinay | 38--GYM CLUB DE VINAY | 38.5 | 40.7 | 35.5 | 42.0 | 156.7 |
| 7 | Tullins | 38--La Vaillante de Tullins | 36.9 | 31.8 | 35.8 | 41.9 | 146.4 |





4.2. Résultats individuels

| | Gymnaste | Equipe | Annee |  |  |  |  | Total |
|----|---------------------------|----------------------|-------|--|---|---|---|-------|
| 1 | GUILLAUD JARGOT HELENA | Pont de Beauvoisin 1 | 2007 | 11.0 | 10.1 | 10.6 | 11.0 | 42.7 |
| 2 | LASSAIGNE LYSA | Heyrieux | 2007 | 10.9 | 10.3 | 10.4 | 11.0 | 42.6 |
| 3 | RUDEWIEZ LENA | Heyrieux | 2007 | 11.0 | 10.7 | 10.2 | 10.6 | 42.5 |
| 4 | ROCHE VICTORIA | Rhodia club | 2005 | 10.8 | 9.5 | 10.6 | 10.8 | 41.7 |
| | DA SILVA INES | Sablons | 2006 | 9.9 | 10.4 | 10.5 | 10.9 | 41.7 |
| 6 | PAVIET THEA | Pont de Beauvoisin 1 | 2006 | 9.7 | 10.6 | 10.0 | 10.6 | 40.9 |
| 7 | JACQUES CLEMENCE | Rhodia club | 2004 | 9.9 | 9.7 | 10.3 | 10.5 | 40.4 |
| 8 | ROUBY CLELIA | La Tour du Pin | 2006 | 9.5 | 9.6 | 10.6 | 10.6 | 40.3 |
| | METAY EGLANTINE | Rhodia club | 2005 | 9.8 | 9.8 | 10.2 | 10.5 | 40.3 |
| 10 | GALLIEN ROMANE | Pont de Beauvoisin 1 | 2007 | 10.6 | 9.1 | 9.4 | 11.1 | 40.2 |
| 11 | BONALDI MELISSA | Sablons | 2007 | 10.0 | 10.0 | 9.7 | 10.3 | 40.0 |
| 12 | PARENDEL OCEANE | Vinay | 2008 | 10.4 | 10.5 | 8.2 | 10.3 | 39.4 |
| 13 | GIORDANO CARLA | Vinay | 2008 | 9.3 | 10.8 | 8.7 | 10.3 | 39.1 |
| | GRANJON ELEA | Vinay | 2007 | 8.5 | 10.5 | 9.3 | 10.8 | 39.1 |
| 15 | GROS CYRIELLE | Pont de Beauvoisin 1 | 2006 | 9.4 | 10.2 | 8.3 | 11.0 | 38.9 |
| 16 | CHUZEVILLE CLARA | La Tour du Pin | 2005 | 10.6 | 9.8 | 9.3 | 9.1 | 38.8 |
| | LAIB JASMINE * | Jonage (indiv) | 2005 | 9.8 | 7.9 | 9.9 | 11.2 | 38.8 |
| | VALLET CHLOE | Sablons | 2005 | 9.6 | 9.7 | 9.1 | 10.4 | 38.8 |
| 19 | ROUX EMILIE | Rhodia club | 2006 | 9.6 | 9.2 | 10.1 | 9.5 | 38.4 |
| 20 | GUILLET LISA | La Tour du Pin | 2005 | 10.9 | 9.3 | 7.6 | 10.3 | 38.1 |
| 21 | JOUNAULT MAE | Tullins | 2008 | 9.6 | 7.6 | 9.5 | 11.0 | 37.7 |
| | ROUX CLARA | Sablons | 2007 | 10.5 | 10.0 | 8.7 | 8.5 | 37.7 |
| 23 | VUILLERMOZ ELINA | La Tour du Pin | 2006 | 8.4 | 9.0 | 9.7 | 10.5 | 37.6 |
| 24 | MANOUVRIER CLARA | Sablons | 2005 | 8.6 | 8.3 | 9.6 | 10.3 | 36.8 |
| 25 | MAILLARD MAYLIS | Rhodia club | 2006 | 9.9 | 8.2 | 9.6 | 9.0 | 36.7 |
| 26 | CLEMENT MAELI | Tullins | 2007 | 9.4 | 9.2 | 7.4 | 10.3 | 36.3 |
| 27 | AUDARD ANAELLE | La Tour du Pin | 2005 | 9.2 | 8.8 | 9.1 | 8.6 | 35.7 |
| 28 | LAZARTIGUES LUCIE | Heyrieux | 2007 | 9.5 | 8.2 | 9.0 | 8.6 | 35.3 |
| 29 | CAVAGNA ILANA | Tullins | 2008 | 9.0 | 8.2 | 7.5 | 10.5 | 35.2 |
| 30 | SEUROT MELISSA | Heyrieux | 2008 | 8.7 | 6.9 | 10.2 | 9.3 | 35.1 |
| 31 | FERNANDES LOLA | Tullins | 2006 | 8.7 | 6.4 | 9.6 | 10.1 | 34.8 |
| 32 | PORTERET EMMA | La Tour du Pin | 2005 | 9.3 | 7.9 | 7.9 | 9.0 | 34.1 |

| | | | | | | | | |
|----|-------------------|----------------------|------|------|------|------|------|------|
| 33 | TYRAS LANA | Vinay | 2006 | 10.3 | 3.7 | 9.3 | 10.6 | 33.9 |
| 34 | ISOARD FAUSTINE | Vinay | 2006 | 8.5 | 8.9 | 7.8 | 8.3 | 33.5 |
| 35 | NORZAMANE MOUNIA | Tullins | 2008 | 8.9 | 4.7 | 9.0 | 8.7 | 31.3 |
| 36 | DI MAURO MAENA | Pont de Beauvoisin 1 | 2006 | 10.0 | 10.5 | 10.5 | 0.0 | 31.0 |
| 37 | ROUSTAN SAEZ ELLY | Heyrieux | 2006 | 7.9 | 7.1 | 5.8 | 9.6 | 30.4 |
| 38 | SOUISSI SANA | Tullins | 2007 | 0.0 | 6.8 | 7.7 | 8.4 | 22.9 |
| 39 | GIBERT EMMY | Sablons | 2006 | 0.0 | 6.7 | 0.0 | 9.0 | 15.7 |
| 40 | * | Jonage (indiv) | 0 | 0.0 | 0.0 | 0.0 | 0.0 | 0.0 |
| | * | Jonage (indiv) | 0 | 0.0 | 0.0 | 0.0 | 0.0 | 0.0 |
| | * | Jonage (indiv) | 0 | 0.0 | 0.0 | 0.0 | 0.0 | 0.0 |
| | * | Jonage (indiv) | 0 | 0.0 | 0.0 | 0.0 | 0.0 | 0.0 |
| | * | Jonage (indiv) | 0 | 0.0 | 0.0 | 0.0 | 0.0 | 0.0 |
| | JACINTO ANAIS | Rhodia club | 2006 | 0.0 | 0.0 | 0.0 | 0.0 | 0.0 |
| | | Heyrieux | 0 | 0.0 | 0.0 | 0.0 | 0.0 | 0.0 |
| | | Pont de Beauvoisin 1 | 0 | 0.0 | 0.0 | 0.0 | 0.0 | 0.0 |
| | | Vinay | 0 | 0.0 | 0.0 | 0.0 | 0.0 | 0.0 |

5. FEMININ NIVEAU2 11 + . SA_DA (individuels)

5.1. Résultats par équipes





| | Equipe | Club |  |  |  |  | Total |
|---|-------------|-----------------------------|--|---|---|---|-------|
| 1 | Crolles | 38--Gym et rythme crolles | 33.8 | 32.6 | 36.6 | 34.2 | 137.2 |
| 2 | Rhodia club | 38--Rhodia-Club Gymnastique | 33.5 | 33.2 | 33.5 | 35.5 | 135.7 |

5.2. Résultats individuels





| | Gymnaste | Equipe | Annee |  |  |  |  | Total |
|----|--------------------|-------------|-------|--|---|---|---|-------|
| 1 | VIGNAL MANON | Rhodia club | 1999 | 11.9 | 11.7 | 12.3 | 13.1 | 49.0 |
| 2 | CHABROL ALIX | Crolles | 2004 | 11.7 | 10.0 | 12.1 | 11.8 | 45.6 |
| 3 | STIVAL LUCIE | Rhodia club | 0 | 10.9 | 11.7 | 10.5 | 11.8 | 44.9 |
| 4 | JOURDAN SALOME | Crolles | 1999 | 11.2 | 10.2 | 11.9 | 11.2 | 44.5 |
| 5 | BORNIET ROXANNE | Crolles | 2000 | 10.7 | 10.4 | 12.6 | 10.2 | 43.9 |
| 6 | LE GOALLER MARGAUX | Crolles | 2003 | 10.5 | 9.4 | 10.4 | 10.4 | 40.7 |
| 7 | FERREIRA CLARA | Rhodia club | 2002 | 10.7 | 9.8 | 10.7 | 9.2 | 40.4 |
| 8 | GENEVEY ALICIA | Crolles | 2003 | 10.9 | 9.8 | 8.4 | 11.2 | 40.3 |
| 9 | MORSETTI JEANNE | Rhodia club | 2001 | 10.1 | 9.4 | 9.6 | 10.2 | 39.3 |
| 10 | BOUCHILLOU CLARA | Rhodia club | 2001 | 10.2 | 9.3 | 8.7 | 10.6 | 38.8 |
| 11 | BERTRAND CLOE | Crolles | 1999 | 0.0 | 12.0 | 0.0 | 0.0 | 12.0 |
| 12 | GUILLET MARIE | Rhodia club | 2002 | 0.0 | 0.0 | 0.0 | 0.0 | 0.0 |

6. FEMININ NIVEAU3 11-18 ans . SA_DA (individuels)

6.1. Résultats par équipes





| | Equipe | Club |  |  |  |  | Total |
|---|-------------------|-----------------------------|--|---|---|---|-------|
| 1 | St Martin d Hères | 38--ESSM GYMNASTIQUE | 31.9 | 33.8 | 34.4 | 33.3 | 133.4 |
| 2 | Crolles | 38--Gym et rythme crolles | 31.9 | 30.9 | 33.7 | 34.6 | 131.1 |
| 3 | Rhodia club | 38--Rhodia-Club Gymnastique | 29.9 | 32.1 | 32.5 | 35.1 | 129.6 |

6.2. Résultats individuels





| | Gymnaste | Equipe | Annee |  |  |  |  | Total |
|----|---------------------|-------------------|-------|--|---|---|---|-------|
| 1 | RIGOUX ZOE | St Martin d Hères | 2003 | 10.7 | 12.3 | 12.3 | 10.9 | 46.2 |
| 2 | JANIN SAFIA | St Martin d Hères | 2006 | 10.2 | 11.3 | 11.5 | 11.5 | 44.5 |
| 3 | NEMOZ AMBRE | Rhodia club | 2002 | 10.5 | 10.6 | 10.9 | 11.9 | 43.9 |
| 4 | MENNELLA LUCIE | Rhodia club | 2003 | 10.1 | 10.9 | 11.4 | 11.3 | 43.7 |
| 5 | GUIRAL MADIGANE | Crolles | 2003 | 10.3 | 8.3 | 12.3 | 11.5 | 42.4 |
| 6 | NORAZ CHLOE | Crolles | 2003 | 11.1 | 10.0 | 8.6 | 11.9 | 41.6 |
| 7 | CHAVEROT AVRIL | St Martin d Hères | 2003 | 10.6 | 10.2 | 10.1 | 10.5 | 41.4 |
| 8 | MANSUY EMMA | St Martin d Hères | 2004 | 9.9 | 9.8 | 10.6 | 10.9 | 41.2 |
| 9 | STRIPPOLI NINA | Crolles | 2004 | 9.9 | 10.6 | 9.2 | 10.8 | 40.5 |
| 10 | BAROUX MANON | Rhodia club | 2004 | 9.3 | 10.6 | 10.1 | 9.7 | 39.7 |
| 11 | BLASSIAU JULIE | Crolles | 2004 | 9.9 | 9.8 | 7.9 | 11.2 | 38.8 |
| 12 | LEPELLETIER PERRINE | Crolles | 2003 | 10.3 | 10.3 | 8.0 | 10.0 | 38.6 |
| | MARTIN EVA | St Martin d Hères | 2004 | 10.6 | 8.2 | 9.5 | 10.3 | 38.6 |
| 14 | RAVIER ALYSSA | Crolles | 2005 | 10.5 | 0.0 | 12.2 | 9.6 | 32.3 |
| 15 | HERBAUT ELISA | Rhodia club | 2004 | 0.0 | 9.7 | 10.2 | 11.9 | 31.8 |
| 16 | | St Martin d Hères | 0 | 0.0 | 0.0 | 0.0 | 0.0 | 0.0 |
| | | Rhodia club | 0 | 0.0 | 0.0 | 0.0 | 0.0 | 0.0 |
| | | Rhodia club | 0 | 0.0 | 0.0 | 0.0 | 0.0 | 0.0 |

7. FEMININ NIVEAU5 7-12 ans . SA_DA (individuels)

7.1. Résultats par équipes





| | Equipe | Club |  |  |  |  | Total |
|---|-------------|--------------------------------|--|---|---|---|-------|
| 1 | Jonage | 38--Jonage gymnastique | 44.2 | 44.2 | 42.4 | 45.0 | 175.8 |
| 2 | Rhodia club | 38--Rhodia-Club Gymnastique | 42.2 | 41.5 | 42.1 | 38.5 | 164.3 |

7.2. Résultats individuels





| | Gymnaste | Equipe | Annee |  |  |  |  | Total |
|----|---------------------------------|-------------|-------|--|---|---|---|-------|
| 1 | DO NASCIMENTO LOUANE | Jonage | 2008 | 11.3 | 11.6 | 10.6 | 11.2 | 44.7 |
| | SAULNIER LAYNA | Jonage | 2009 | 11.0 | 11.2 | 11.0 | 11.5 | 44.7 |
| 3 | STEVENON NOEMIE | Jonage | 2008 | 10.7 | 11.1 | 10.1 | 10.5 | 42.4 |
| 4 | LARGENTON LYLOU | Jonage | 2008 | 11.2 | 9.6 | 10.1 | 11.0 | 41.9 |
| | AVIGNON JADE | Rhodia club | 2007 | 10.4 | 10.5 | 10.4 | 10.6 | 41.9 |
| 6 | GESQUIERE LANA | Jonage | 2009 | 10.3 | 10.3 | 10.7 | 9.1 | 40.4 |
| | BERNARD LUNA | Rhodia club | 2008 | 11.0 | 10.5 | 10.0 | 8.9 | 40.4 |
| 8 | CHATILLON QUAY EMMY | Rhodia club | 2008 | 10.7 | 10.7 | 10.2 | 8.7 | 40.3 |
| 9 | LAFFINEUR ANAIS | Jonage | 2008 | 10.5 | 10.2 | 8.2 | 11.3 | 40.2 |
| 10 | REY LEIA | Rhodia club | 2008 | 8.9 | 9.8 | 10.6 | 10.0 | 39.3 |
| 11 | PONSON CHARDAIRE ERINE | Rhodia club | 2008 | 9.5 | 9.7 | 10.9 | 8.3 | 38.4 |
| 12 | CARIOU CHAPOVALOFF LAURALINE | Rhodia club | 2009 | 10.1 | 8.1 | 8.6 | 9.0 | 35.8 |

8. FEMININ NIVEAU6 11-15 ans . SA_DA (B) (individuels)

8.1. Résultats par équipes

| | Equipe | Club |  |  |  |  | Total |
|---|----------------------|---|--|---|---|---|-------|
| 1 | Meylan | 38--Aspa meylan | 38.4 | 41.2 | 41.4 | 44.6 | 165.6 |
| 2 | Pont de Claix | 38--Pont de claix amicale gymnique | 39.0 | 38.7 | 39.7 | 44.0 | 161.4 |
| 3 | Crolles | 38--Gym et rythme crolles | 35.5 | 37.2 | 43.1 | 42.7 | 158.5 |
| 4 | L'Isle d'Abeau | 38--LA GYM DABEAU | 35.7 | 37.8 | 39.9 | 44.1 | 157.5 |
| 5 | St Laurent du Pont | 38--La Cartusienne | 37.9 | 39.0 | 38.3 | 41.2 | 156.4 |
| 6 | Echirolles | 38--Amicale laïque echirolles gymnastique | 36.9 | 38.4 | 36.6 | 41.3 | 153.2 |
| 7 | Pont de Beauvoisin 2 | 38--La Sentinelle | 37.1 | 36.9 | 37.9 | 37.9 | 149.8 |




8.2. Résultats individuels

| | Gymnaste | Equipe | Annee |  |  |  |  | Total |
|----|------------------------|----------------------|-------|--|---|---|---|-------|
| 1 | CHAZELLE MANON | Crolles | 2005 | 9.8 | 10.7 | 10.9 | 10.7 | 42.1 |
| 2 | PLOTTIN LEONIE | Meylan | 2007 | 9.9 | 10.8 | 10.1 | 11.0 | 41.8 |
| 3 | GIRAUD MARIANNE | Meylan | 2007 | 9.7 | 10.4 | 9.7 | 11.7 | 41.5 |
| 4 | AFFIF AMEL | Echirolles | 2008 | 9.5 | 10.1 | 10.3 | 10.7 | 40.6 |
| 5 | EL MAJRI AMBRINE | L'Isle d'Abeau | 2005 | 9.0 | 10.4 | 9.6 | 11.4 | 40.4 |
| 6 | LORDEY MARGAUX | Pont de Claix | 2008 | 9.5 | 10.3 | 9.7 | 10.8 | 40.3 |
| 7 | LEDAC ROXANE | Meylan | 2006 | 8.3 | 10.0 | 10.9 | 11.0 | 40.2 |
| | ANDROLETY NOEMIE | Pont de Claix | 2007 | 10.7 | 8.7 | 9.5 | 11.3 | 40.2 |
| 9 | SOUGEY LYLOU | St Laurent du Pont | 2007 | 9.1 | 9.7 | 10.5 | 10.8 | 40.1 |
| 10 | GUILLOM MATHILDE | Meylan | 2007 | 9.7 | 10.0 | 9.4 | 10.9 | 40.0 |
| | VILLERMET BLANDINE | Meylan | 2007 | 9.1 | 9.9 | 10.7 | 10.3 | 40.0 |
| 12 | MANALLAH MAISSANE | Pont de Claix | 2006 | 9.4 | 9.6 | 9.7 | 10.9 | 39.6 |
| | REBIAI INES | Pont de Claix | 2007 | 9.4 | 10.1 | 10.1 | 10.0 | 39.6 |
| 14 | BONNAILLIE MANON | Crolles | 2005 | 8.6 | 8.9 | 10.7 | 11.3 | 39.5 |
| 15 | MAURINO ELENA | Echirolles | 2007 | 10.1 | 9.5 | 9.1 | 10.5 | 39.2 |
| 16 | MOREL VICTORIA | St Laurent du Pont | 2007 | 9.0 | 9.7 | 9.8 | 10.6 | 39.1 |
| | SOURROUILLE LILA | St Laurent du Pont | 2007 | 10.0 | 9.7 | 8.0 | 11.4 | 39.1 |
| 18 | MILAN LOUANE | Pont de Claix | 2008 | 9.0 | 8.7 | 10.2 | 10.7 | 38.6 |
| 19 | KNIGHT LUCILE | L'Isle d'Abeau | 2005 | 8.9 | 9.8 | 8.9 | 10.9 | 38.5 |
| 20 | VAILLON ZOE | Echirolles | 2004 | 9.1 | 10.3 | 9.7 | 9.3 | 38.4 |
| 21 | KEIGNART ALINE | Crolles | 2007 | 9.0 | 8.0 | 10.9 | 10.4 | 38.3 |
| 22 | TOURNIAIRE SOLENE | St Laurent du Pont | 2005 | 9.8 | 9.9 | 10.0 | 8.4 | 38.1 |
| 23 | MAKHFI LINA | L'Isle d'Abeau | 2005 | 7.8 | 9.4 | 10.1 | 10.6 | 37.9 |
| 24 | MAGNE LILOU | Crolles | 2005 | 8.1 | 8.5 | 10.6 | 10.3 | 37.5 |
| 25 | BERHUY AXELLE | L'Isle d'Abeau | 2006 | 8.5 | 8.2 | 9.5 | 11.2 | 37.4 |
| 26 | COMBE VERDONCK LILOU | Pont de Beauvoisin 2 | 2008 | 8.6 | 9.5 | 9.0 | 10.2 | 37.3 |
| 27 | BOUCHACOURT LUCIE | L'Isle d'Abeau | 2008 | 9.0 | 6.8 | 10.7 | 10.4 | 36.9 |
| 28 | PRIMARD ELOISE | Pont de Beauvoisin 2 | 2006 | 8.9 | 9.2 | 9.9 | 8.8 | 36.8 |
| 29 | RICARD GAELLE | Pont de Beauvoisin 2 | 2006 | 9.9 | 8.3 | 8.7 | 9.7 | 36.6 |
| 30 | FAURE LISON | Crolles | 2006 | 7.8 | 8.6 | 10.3 | 9.8 | 36.5 |
| 31 | PLATZ TATIANA * | Meylan (indiv) | 2007 | 9.0 | 9.5 | 8.2 | 9.6 | 36.3 |
| | BENMOUSSA LILA | Pont de Claix | 2008 | 9.0 | 7.0 | 9.3 | 11.0 | 36.3 |
| 33 | BOUALLAG CRESPEL LOANE | Pont de Beauvoisin 2 | 2006 | 7.8 | 9.9 | 9.7 | 8.8 | 36.2 |
| 34 | FOULON EVA | Meylan | 2008 | 8.1 | 8.8 | 9.3 | 9.5 | 35.7 |





| | | | | | | | | |
|----|--------------------|----------------------|------|-----|-----|-----|------|------|
| | MAILLET LAURA LINE | Crolles | 2006 | 8.0 | 9.0 | 9.4 | 9.3 | 35.7 |
| | PAGAY KAREN | Pont de Beauvoisin 2 | 2007 | 9.7 | 7.5 | 9.3 | 9.2 | 35.7 |
| 37 | MENZER INES | Echirolles | 2008 | 8.2 | 8.5 | 7.5 | 10.8 | 35.0 |
| 38 | ANTHEAUME CAMILLE | L'Isle d'Abeau | 2005 | 8.8 | 6.9 | 9.2 | 9.4 | 34.3 |
| 39 | * | Meylan (indiv) | 0 | 0.0 | 0.0 | 0.0 | 0.0 | 0.0 |
| | * | Meylan (indiv) | 0 | 0.0 | 0.0 | 0.0 | 0.0 | 0.0 |
| | * | Meylan (indiv) | 0 | 0.0 | 0.0 | 0.0 | 0.0 | 0.0 |
| | * | Meylan (indiv) | 0 | 0.0 | 0.0 | 0.0 | 0.0 | 0.0 |
| | * | Meylan (indiv) | 0 | 0.0 | 0.0 | 0.0 | 0.0 | 0.0 |
| | VEYRAT EMMY | Echirolles | 2006 | 0.0 | 0.0 | 0.0 | 0.0 | 0.0 |
| | | Echirolles | 0 | 0.0 | 0.0 | 0.0 | 0.0 | 0.0 |
| | KAYAHAN DEFNE | Pont de Beauvoisin 2 | 2008 | 0.0 | 0.0 | 0.0 | 0.0 | 0.0 |
| | CLAPERON PAULINE | St Laurent du Pont | 2006 | 0.0 | 0.0 | 0.0 | 0.0 | 0.0 |
| | HEYLEN GWENAELE | St Laurent du Pont | 2006 | 0.0 | 0.0 | 0.0 | 0.0 | 0.0 |

9. FEMININ NIVEAU7 11-15 ans . SA_DA (individuels)

9.1. Résultats par équipes

| | Equipe | Club |  |  |  |  | Total |
|---|--------------------|---|--|---|---|---|-------|
| 1 | Sablons | 38--Sablons | 39.3 | 38.9 | 37.2 | 37.8 | 153.2 |
| 2 | L'Isle d'Abeau | 38--LA GYM DABEAU | 38.9 | 37.8 | 38.2 | 37.7 | 152.6 |
| 3 | St Laurent du Pont | 38--La Cartusienne | 35.8 | 35.1 | 38.9 | 38.4 | 148.2 |
| 4 | Seyssins | 38--CLUB GYMNASTIQUE SEYSSINS | 36.1 | 36.4 | 36.5 | 37.4 | 146.4 |
| 5 | Pont de Beauvoisin | 38--La Sentinelle | 35.7 | 32.4 | 38.0 | 39.2 | 145.3 |
| 6 | Echirolles | 38--Amicale laïque echirolles gymnastique | 33.3 | 25.7 | 32.5 | 31.8 | 123.3 |
| 7 | La Tour du Pin 1 | 38--L'alerte gymnastique la tour du pin | 18.1 | 14.1 | 16.9 | 16.2 | 65.3 |







9.2. Résultats individuels

| | Gymnaste | Equipe | Annee |  |  |  |  | Total |
|----|------------------------|--------------------|-------|--|---|---|---|-------|
| 1 | MANSON LYSIA | Sablons | 2007 | 10.7 | 9.6 | 9.5 | 10.1 | 39.9 |
| 2 | SLIMANI MARWA | L'Isle d'Abeau | 2005 | 10.0 | 9.6 | 9.5 | 9.6 | 38.7 |
| 3 | BERENGUER TIFFANY | L'Isle d'Abeau | 2006 | 9.5 | 9.7 | 9.1 | 9.8 | 38.1 |
| 4 | MAURER ANAIS | L'Isle d'Abeau | 2008 | 9.8 | 9.1 | 10.1 | 9.0 | 38.0 |
| 5 | TAIEB JUSTINE | Sablons | 2007 | 9.7 | 9.4 | 8.9 | 9.8 | 37.8 |
| 6 | TARDIVEL CAMILLE | Seyssins | 2006 | 8.6 | 10.1 | 9.1 | 9.7 | 37.5 |
| 7 | COSTE NOELIE | Sablons | 2004 | 8.9 | 9.8 | 9.4 | 9.2 | 37.3 |
| | DUCHEMIN MAILYS | St Laurent du Pont | 2008 | 9.0 | 9.5 | 9.5 | 9.3 | 37.3 |
| 9 | MOLIN DELAURENTI AMBRE | Echirolles | 2008 | 9.5 | 9.1 | 9.6 | 9.0 | 37.2 |
| | CIGNA VALERIE | St Laurent du Pont | 2008 | 9.2 | 8.3 | 10.1 | 9.6 | 37.2 |
| 11 | BLANC CHLOE | Sablons | 2004 | 8.9 | 10.1 | 9.4 | 8.4 | 36.8 |
| 12 | BREYSSE CASSY | L'Isle d'Abeau | 2008 | 9.0 | 9.4 | 9.3 | 9.0 | 36.7 |
| | THENET LOUISE | St Laurent du Pont | 2005 | 8.7 | 9.1 | 9.8 | 9.1 | 36.7 |
| 14 | BLANC MATHIEU MANON | Pont de Beauvoisin | 2006 | 9.1 | 7.8 | 9.5 | 9.9 | 36.3 |
| 15 | TROCME GALIE | Seyssins | 2006 | 9.1 | 9.4 | 9.0 | 8.6 | 36.1 |
| 16 | GALLAY MORGANE | Sablons | 2007 | 10.0 | 9.2 | 8.9 | 7.9 | 36.0 |
| 17 | JAZI CELIA | Echirolles | 2007 | 8.6 | 8.6 | 9.3 | 9.4 | 35.9 |
| | FOUCHER ORLINE | Seyssins | 2004 | 9.2 | 8.5 | 9.3 | 8.9 | 35.9 |
| | SOMMER EMILIE | St Laurent du Pont | 2007 | 8.9 | 8.2 | 9.5 | 9.3 | 35.9 |
| 20 | BERENGUER MORGANE | L'Isle d'Abeau | 2008 | 9.6 | 8.4 | 8.2 | 9.3 | 35.5 |
| 21 | DELAUX LILY | Pont de Beauvoisin | 2008 | 9.3 | 7.2 | 9.3 | 9.5 | 35.3 |
| 22 | DUPONT MARIE | Seyssins | 2006 | 8.7 | 8.4 | 9.0 | 9.0 | 35.1 |
| 23 | BIESSY CORDILLAT JULIE | Seyssins | 2005 | 9.1 | 6.9 | 9.0 | 9.8 | 34.8 |
| 24 | REVEYRON NINON | Pont de Beauvoisin | 2008 | 8.6 | 8.2 | 8.9 | 9.0 | 34.7 |
| | LABUDA JADE | St Laurent du Pont | 2005 | 8.4 | 7.6 | 8.5 | 10.2 | 34.7 |
| 26 | SCHMITT CECILE | La Tour du Pin 1 | 2006 | 10.0 | 7.0 | 8.6 | 8.7 | 34.3 |
| 27 | TOUR CORALINE | Pont de Beauvoisin | 2008 | 8.7 | 5.7 | 9.4 | 9.5 | 33.3 |
| 28 | DICHAMP CELIA | L'Isle d'Abeau | 2007 | 7.9 | 6.9 | 9.3 | 9.0 | 33.1 |
| 29 | ELSEN MANUELA | Seyssins | 2006 | 8.4 | 7.2 | 9.1 | 7.5 | 32.2 |
| 30 | BOUGOURZI JUSTINE | Echirolles | 2006 | 7.7 | 8.0 | 7.3 | 8.3 | 31.3 |
| 31 | DJILALI AYAD HADJER | La Tour du Pin 1 | 2006 | 8.1 | 7.1 | 8.3 | 7.5 | 31.0 |
| 32 | SOUTEYRAT NOELIE | Sablons | 2007 | 7.8 | 6.3 | 7.7 | 8.7 | 30.5 |



| | | | | | | | | |
|----|-------------------|--------------------|------|-----|-----|-----|------|------|
| 33 | PERRIN LINE | Pont de Beauvoisin | 2008 | 0.0 | 9.2 | 9.8 | 10.3 | 29.3 |
| | PELLERIN FLAVIE * | Tullins (indiv) | 2007 | 8.1 | 6.2 | 6.6 | 8.4 | 29.3 |
| 35 | BRUCHON LARA * | Tullins (indiv) | 2008 | 7.5 | 7.6 | 7.6 | 5.0 | 27.7 |
| 36 | MEKDAOUI JOUDIA | Echirolles | 2008 | 7.5 | 0.0 | 5.4 | 5.1 | 18.0 |
| 37 | PORTE LOUANE | Echirolles | 2007 | 0.0 | 0.0 | 6.3 | 5.1 | 11.4 |
| 38 | GALY ANGELYNA | La Tour du Pin 1 | 2006 | 0.0 | 0.0 | 0.0 | 0.0 | 0.0 |
| | SOURDIN MATHILDE | La Tour du Pin 1 | 2006 | 0.0 | 0.0 | 0.0 | 0.0 | 0.0 |
| | | La Tour du Pin 1 | 0 | 0.0 | 0.0 | 0.0 | 0.0 | 0.0 |
| | | La Tour du Pin 1 | 0 | 0.0 | 0.0 | 0.0 | 0.0 | 0.0 |
| | | Echirolles | 0 | 0.0 | 0.0 | 0.0 | 0.0 | 0.0 |
| | | Pont de Beauvoisin | 0 | 0.0 | 0.0 | 0.0 | 0.0 | 0.0 |
| | * | Tullins (indiv) | 0 | 0.0 | 0.0 | 0.0 | 0.0 | 0.0 |
| | * | Tullins (indiv) | 0 | 0.0 | 0.0 | 0.0 | 0.0 | 0.0 |
| | * | Tullins (indiv) | 0 | 0.0 | 0.0 | 0.0 | 0.0 | 0.0 |
| | * | Tullins (indiv) | 0 | 0.0 | 0.0 | 0.0 | 0.0 | 0.0 |
| | | St Laurent du Pont | 0 | 0.0 | 0.0 | 0.0 | 0.0 | 0.0 |

10. MASCULIN NIVEAU5 7-14 ans . SA_DA (individuels)

10.1. Résultats par équipes







| | Equipe | Club |  |  |  |  |  |  | Total |
|---|--------------------|------------------------------------|---|---|--|---|---|---|-------|
| 1 | Crolles | 38--Gym et rythme crolles | 44.6 | 38.2 | 41.1 | 43.9 | 45.8 | 41.4 | 255.0 |
| 2 | Pont de Beauvoisin | 38--La Sentinelle | 40.2 | 29.0 | 35.3 | 39.6 | 39.0 | 39.8 | 222.9 |
| 3 | Jonage | 38--Jonage gymnastique | 37.5 | 32.9 | 33.4 | 43.0 | 38.9 | 35.2 | 220.9 |
| 4 | Pont de Claix | 38--Pont de claix amicale gymnique | 9.5 | 8.9 | 11.8 | 16.3 | 18.5 | 11.4 | 76.4 |

10.2. Résultats individuels







| | Gymnaste | Equipe | Annee |  |  |  |  |  |  | Total |
|----|----------------------------|--------------------|-------|---|--|---|---|---|---|-------|
| 1 | RAVIER AXEL | Crolles | 2008 | 11.1 | 9.2 | 10.9 | 11.2 | 11.3 | 10.6 | 64.3 |
| 2 | PETILLOT MATHIS | Crolles | 2008 | 11.2 | 9.7 | 10.6 | 11.2 | 10.9 | 10.4 | 64.0 |
| 3 | RODRIGEZ FABIEN | Crolles | 2008 | 11.3 | 9.8 | 9.3 | 10.5 | 11.2 | 10.8 | 62.9 |
| 4 | VERA ELIAS | Crolles | 2009 | 11.0 | 9.5 | 9.5 | 11.0 | 11.5 | 9.4 | 61.9 |
| 5 | AHRENS NAEL | Crolles | 2009 | 10.9 | 8.1 | 10.1 | 9.8 | 11.8 | 9.4 | 60.1 |
| 6 | MARTINEAU QUENTIN | Pont de Beauvoisin | 2006 | 10.8 | 7.3 | 9.8 | 10.7 | 10.5 | 10.6 | 59.7 |
| 7 | LEMOINE LUCAS | Jonage | 2006 | 9.1 | 9.4 | 9.8 | 10.4 | 10.9 | 8.6 | 58.2 |
| 8 | CHEVALIER DOS SANTOS ALAIN | Jonage | 2008 | 9.1 | 8.5 | 9.1 | 10.9 | 9.7 | 10.7 | 58.0 |
| 9 | FAYET GABIN | Pont de Beauvoisin | 2006 | 9.4 | 8.3 | 8.3 | 9.8 | 9.8 | 10.2 | 55.8 |
| 10 | MARRET ALLISTER | Crolles | 2009 | 8.1 | 8.6 | 8.4 | 8.9 | 10.9 | 9.6 | 54.5 |
| 11 | CREPET GABRIEL | Jonage | 2009 | 10.2 | 7.3 | 8.2 | 10.7 | 9.3 | 8.6 | 54.3 |
| 12 | POIRON LOUIS | Pont de Beauvoisin | 2006 | 10.7 | 5.8 | 9.1 | 9.9 | 9.0 | 9.4 | 53.9 |
| 13 | TARDY GAETAN | Pont de Beauvoisin | 2009 | 8.7 | 7.6 | 7.2 | 9.1 | 8.5 | 9.6 | 50.7 |
| 14 | LABROSSE TOM | Jonage | 2007 | 9.1 | 6.9 | 6.3 | 11.0 | 9.0 | 6.8 | 49.1 |
| 15 | PAPE GREGOIRE | Pont de Beauvoisin | 2010 | 9.3 | 2.1 | 8.1 | 9.2 | 9.7 | 8.8 | 47.2 |
| 16 | ARBIA THOMAS | Jonage | 2007 | 8.4 | 7.7 | 2.3 | 9.2 | 9.0 | 7.3 | 43.9 |
| 17 | MARTIN LAUZIER LAURIS | Pont de Claix | 2008 | 4.9 | 6.6 | 6.9 | 8.3 | 9.7 | 5.8 | 42.2 |
| 18 | GIRARD EVAN | Pont de Beauvoisin | 2008 | 7.8 | 1.3 | 5.8 | 7.8 | 8.8 | 6.8 | 38.3 |
| 19 | CHAGAS ROMAIN | Pont de Claix | 2008 | 4.6 | 2.3 | 4.9 | 8.0 | 8.8 | 5.6 | 34.2 |
| 20 | DESCOMBES THOMAS | Jonage | 2006 | 6.6 | 0.0 | 1.6 | 8.5 | 7.7 | 5.4 | 29.8 |
| 21 | BERMOND MIKA | Pont de Claix | 2005 | 0.0 | 0.0 | 0.0 | 0.0 | 0.0 | 0.0 | 0.0 |
| | BOTET GAEL | Pont de Claix | 2006 | 0.0 | 0.0 | 0.0 | 0.0 | 0.0 | 0.0 | 0.0 |
| | GAILDRAT TIMOTE | Pont de Claix | 2006 | 0.0 | 0.0 | 0.0 | 0.0 | 0.0 | 0.0 | 0.0 |
| | POUSSIN JEREMI | Pont de Claix | 2008 | 0.0 | 0.0 | 0.0 | 0.0 | 0.0 | 0.0 | 0.0 |

11. MASCULIN NIVEAU6 7-10 ans . SA_DA (individuels)

11.1. Résultats par équipes





| | Equipe | Club |  |  |  |  |  |  | Total |
|---|---------------|------------------------------------|---|---|--|---|---|---|-------|
| 1 | Crolles | 38--Gym et rythme crolles | 43.2 | 39.6 | 36.5 | 37.8 | 44.0 | 38.7 | 239.8 |
| 2 | Pont de Claix | 38--Pont de claix amicale gymnique | 36.9 | 33.8 | 24.4 | 34.6 | 34.9 | 29.2 | 193.8 |
| 3 | Jonage | 38--Jonage gymnastique | 36.9 | 30.2 | 24.7 | 33.2 | 32.2 | 28.4 | 185.6 |

11.2. Résultats individuels





| | Gymnaste | Equipe | Année |  |  |  |  |  |  | Total |
|----|--------------------------|---------------|-------|---|--|---|---|---|---|-------|
| 1 | BON ADRIEN | Crolles | 2011 | 10.5 | 10.6 | 9.3 | 9.8 | 11.3 | 10.3 | 61.8 |
| 2 | TOUSSAINT NATHANAEL | Crolles | 2010 | 10.9 | 9.7 | 9.2 | 9.8 | 11.3 | 10.6 | 61.5 |
| 3 | DEROUX ROBIN | Crolles | 2010 | 11.1 | 9.1 | 9.5 | 9.1 | 10.9 | 9.6 | 59.3 |
| 4 | ALAMI IDRISSE NAHEL | Crolles | 2010 | 10.7 | 10.2 | 8.5 | 9.1 | 10.5 | 8.2 | 57.2 |
| 5 | THEVARD SOLAL | Pont de Claix | 2009 | 10.1 | 8.2 | 7.6 | 9.3 | 9.5 | 8.0 | 52.7 |
| 6 | BORETTI THIBAUT | Pont de Claix | 2009 | 8.5 | 8.1 | 6.6 | 8.9 | 8.8 | 8.2 | 49.1 |
| 7 | LENNE MATHIS | Pont de Claix | 2009 | 10.1 | 9.7 | 5.8 | 8.6 | 8.6 | 6.1 | 48.9 |
| 8 | JOLY LYAM | Jonage | 2010 | 8.2 | 7.1 | 5.6 | 8.5 | 7.8 | 9.6 | 46.8 |
| 9 | FAVRE MAERON | Jonage | 2012 | 9.4 | 7.5 | 7.0 | 7.8 | 8.3 | 6.2 | 46.2 |
| 10 | EA LOIC | Jonage | 2011 | 8.4 | 6.8 | 7.5 | 8.1 | 8.2 | 6.4 | 45.4 |
| 11 | LAVIE CLEMENT | Jonage | 2010 | 9.4 | 8.4 | 4.3 | 8.2 | 7.9 | 5.7 | 43.9 |
| 12 | SERGENT MAISONNEUVE EVEN | Pont de Claix | 2009 | 8.2 | 7.8 | 4.4 | 7.8 | 8.0 | 6.9 | 43.1 |
| 13 | RIOS JAOUEN | Jonage | 2011 | 8.6 | 7.2 | 3.7 | 7.9 | 7.3 | 6.2 | 40.9 |
| 14 | GUICHARDIERE MAEL | Jonage | 2010 | 9.5 | 5.8 | 4.6 | 8.4 | 6.5 | 3.0 | 37.8 |
| 15 | COLLINOT LISANDRO | Pont de Claix | 2010 | 7.5 | 7.4 | 1.8 | 0.0 | 7.1 | 3.1 | 26.9 |
| 16 | | Crolles | 0 | 0.0 | 0.0 | 0.0 | 0.0 | 0.0 | 0.0 | 0.0 |
| | | Crolles | 0 | 0.0 | 0.0 | 0.0 | 0.0 | 0.0 | 0.0 | 0.0 |
| | VANDAELE LOUIS | Pont de Claix | 2010 | 0.0 | 0.0 | 0.0 | 0.0 | 0.0 | 0.0 | 0.0 |

12. FEMININ NIVEAU4 11-18 ans . SA_DA (individuels)

12.1. Résultats par équipes





| | Equipe | Club |  |  |  |  | Total |
|---|-------------------|---|--|---|---|---|-------|
| 1 | St Martin d Hères | 38--ESSM GYMNASTIQUE | 32.1 | 34.7 | 36.1 | 33.7 | 136.6 |
| 2 | La Tour du Pin | 38--L'alerte gymnastique la tour du pin | 31.4 | 37.1 | 30.0 | 33.7 | 132.2 |
| 3 | L'Isle d'Abeau | 38--LA GYM DABEAU | 30.8 | 34.9 | 34.4 | 30.6 | 130.7 |
| 4 | Nivolas Vermelle | 38--Nivolas alep espoir gymnique | 30.4 | 32.9 | 31.1 | 31.5 | 125.9 |
| 5 | Tullins | 38--La Vaillante de Tullins | 30.0 | 27.0 | 29.9 | 27.4 | 114.3 |

12.2. Résultats individuels





| | Gymnaste | Equipe | Annee |  |  |  |  | Total |
|----|-------------------------|-------------------|-------|--|---|---|---|-------|
| 1 | AMRAOUI JADE | St Martin d Hères | 2006 | 10.7 | 11.9 | 11.9 | 11.5 | 46.0 |
| 2 | DE PARSCAU VICTOIRE | La Tour du Pin | 2002 | 10.2 | 12.9 | 9.9 | 11.8 | 44.8 |
| 3 | LARDET MELISSA | L'Isle d'Abeau | 2003 | 10.3 | 12.1 | 11.7 | 10.5 | 44.6 |
| 4 | GLASSON OCEANE | Nivolas Vermelle | 2004 | 10.4 | 11.4 | 11.0 | 11.6 | 44.4 |
| 5 | JACOBÉ EMMA | St Martin d Hères | 2002 | 10.6 | 12.0 | 10.5 | 11.1 | 44.2 |
| 6 | ROUSSET FAVIER JUSTINE | St Martin d Hères | 2003 | 10.8 | 9.2 | 12.1 | 11.1 | 43.2 |
| 7 | WANNIN FLORA | La Tour du Pin | 2004 | 9.8 | 12.3 | 10.2 | 10.8 | 43.1 |
| | DICHAMP MANON | L'Isle d'Abeau | 2001 | 10.7 | 11.7 | 11.1 | 9.6 | 43.1 |
| 9 | LE BARSE CASSANDRE | La Tour du Pin | 2006 | 10.8 | 11.9 | 9.8 | 9.8 | 42.3 |
| 10 | PRESTAUX PAULINE | St Martin d Hères | 2003 | 10.6 | 10.8 | 9.7 | 11.0 | 42.1 |
| 11 | REYPIN LEONIE | Nivolas Vermelle | 2002 | 9.4 | 10.5 | 10.8 | 10.5 | 41.2 |
| 12 | AMBROISE MARLENE | L'Isle d'Abeau | 2003 | 9.6 | 8.5 | 11.5 | 10.5 | 40.1 |
| 13 | CHARDONNET ROXANE | La Tour du Pin | 2004 | 10.4 | 8.5 | 9.9 | 11.1 | 39.9 |
| 14 | DUMENIL HELOISE | L'Isle d'Abeau | 2003 | 9.8 | 10.8 | 9.4 | 8.6 | 38.6 |
| 15 | GOMES DOS SANTOS MAELYS | Nivolas Vermelle | 2003 | 10.0 | 10.1 | 8.1 | 9.4 | 37.6 |
| 16 | JEAN MELINA | Tullins | 2004 | 10.2 | 5.3 | 11.1 | 10.4 | 37.0 |
| 17 | HUET LUCIE | Tullins | 2006 | 9.5 | 9.7 | 9.7 | 8.0 | 36.9 |
| 18 | MORI AUXANE | Tullins | 2003 | 9.4 | 10.1 | 9.1 | 6.4 | 35.0 |
| 19 | DUC JACQUET ROMANE | St Martin d Hères | 2004 | 10.1 | 2.9 | 12.1 | 8.6 | 33.7 |
| 20 | CORDEIRO AXELLE | Tullins | 2006 | 10.3 | 7.2 | 7.1 | 9.0 | 33.6 |
| 21 | JUBAN PRESCILLIA | La Tour du Pin | 2004 | 9.4 | 7.6 | 9.3 | 5.8 | 32.1 |
| 22 | PELLET CANDICE | Nivolas Vermelle | 2002 | 10.0 | 11.0 | 9.3 | 0.0 | 30.3 |
| 23 | MOLEINS JULIE | Nivolas Vermelle | 2002 | 8.1 | 5.5 | 8.2 | 6.5 | 28.3 |
| 24 | GUILLEMIN JUSTINE | L'Isle d'Abeau | 2003 | 0.0 | 11.1 | 11.2 | 0.0 | 22.3 |
| 25 | | La Tour du Pin | 0 | 0.0 | 0.0 | 0.0 | 0.0 | 0.0 |
| | GUILLOIN JULIETTE | St Martin d Hères | 2004 | 0.0 | 0.0 | 0.0 | 0.0 | 0.0 |
| | GALIFET COLINE | Nivolas Vermelle | 2001 | 0.0 | 0.0 | 0.0 | 0.0 | 0.0 |
| | VINAI JULIETTE | Tullins | 2005 | 0.0 | 0.0 | 0.0 | 0.0 | 0.0 |
| | | Tullins | 0 | 0.0 | 0.0 | 0.0 | 0.0 | 0.0 |
| | | L'Isle d'Abeau | 0 | 0.0 | 0.0 | 0.0 | 0.0 | 0.0 |

13. FEMININ NIVEAU5 11-15 ans . SA_DA (individuels)

13.1. Résultats par équipes

| | Equipe | Club |  |  |  |  | Total |
|---|-------------------|-----------------------------|--|---|---|---|-------|
| 1 | Meylan | 38--Aspa meylan | 42.7 | 44.8 | 44.2 | 44.1 | 175.8 |
| 2 | Crolles | 38--Gym et rythme crolles | 43.6 | 43.1 | 44.8 | 42.9 | 174.4 |
| 3 | St Martin d Hères | 38--ESSM GYMNASTIQUE | 42.9 | 44.6 | 43.7 | 42.6 | 173.8 |
| 4 | Jonage 2 | 38--Jonage gymnastique | 39.9 | 42.6 | 39.2 | 41.2 | 162.9 |
| 5 | Vinay | 38--GYM CLUB DE VINAY | 41.3 | 34.4 | 41.0 | 39.3 | 156.0 |
| 6 | Jonage 1 | 38--Jonage gymnastique | 40.9 | 39.0 | 38.8 | 37.0 | 155.7 |
| 7 | Tullins | 38--La Vaillante de Tullins | 38.0 | 33.1 | 38.1 | 34.3 | 143.5 |





13.2. Résultats individuels

| | Gymnaste | Equipe | Annee |  |  |  |  | Total |
|----|------------------------------|-------------------|-------|--|---|---|---|-------|
| 1 | WEILEMANN LEA | Crolles | 2008 | 11.2 | 11.1 | 11.6 | 11.6 | 45.5 |
| 2 | ANIEL CAMILLE | Meylan | 2006 | 10.5 | 11.8 | 11.2 | 10.9 | 44.4 |
| 3 | FASCICOLO ILENA | St Martin d Hères | 2006 | 10.6 | 10.6 | 11.5 | 11.4 | 44.1 |
| 4 | MERMILLOT BLONDIN INES | Meylan | 2007 | 10.8 | 10.9 | 11.1 | 10.5 | 43.3 |
| 5 | REYNIER DIT PRAT ELEA | Meylan | 2006 | 10.6 | 11.0 | 9.9 | 11.6 | 43.1 |
| 6 | GUIRAO LOLA | Crolles | 2008 | 11.2 | 10.1 | 10.9 | 10.7 | 42.9 |
| 7 | ZIAT SARA | St Martin d Hères | 2006 | 9.4 | 11.5 | 11.2 | 10.7 | 42.8 |
| 8 | VENIN LECRE ELYA | Meylan | 2006 | 10.1 | 10.5 | 11.0 | 11.1 | 42.7 |
| 9 | DUC JACQUET FLORINE | Meylan | 2007 | 10.5 | 11.1 | 10.6 | 10.4 | 42.6 |
| | HATZICONSTANTINOUS TESSA | St Martin d Hères | 2008 | 10.7 | 10.3 | 10.7 | 10.9 | 42.6 |
| 11 | NASCIMIENTO DE SOUZA VANUBIA | Jonage 2 | 2006 | 10.5 | 10.5 | 9.9 | 11.0 | 41.9 |
| 12 | BOUKHNOUCH SALMA | Jonage 2 | 2006 | 9.5 | 11.0 | 10.1 | 10.9 | 41.5 |
| | RESCA LISA | Crolles | 2007 | 10.7 | 10.5 | 10.8 | 9.5 | 41.5 |
| 14 | CREPET CHLOE | Jonage 1 | 2007 | 10.0 | 10.8 | 9.3 | 11.1 | 41.2 |
| | VANGVIRACHITH LILI | Crolles | 2006 | 10.5 | 8.7 | 11.3 | 10.7 | 41.2 |
| 16 | DIDRY ZOE | Crolles | 2007 | 10.5 | 9.5 | 11.0 | 9.9 | 40.9 |
| 17 | DJENDOUBI FERIEL | Jonage 2 | 2004 | 10.5 | 10.5 | 9.6 | 10.1 | 40.7 |
| | IANNONE MANON | St Martin d Hères | 2008 | 10.4 | 10.5 | 10.3 | 9.5 | 40.7 |
| 19 | THUAIRE ELSA | St Martin d Hères | 2007 | 11.2 | 11.5 | 9.1 | 8.8 | 40.6 |
| 20 | BALLY CLEA | Meylan | 2007 | 10.8 | 8.7 | 10.9 | 10.0 | 40.4 |
| | DENNIEL CAMILLE | Vinay | 2006 | 10.2 | 9.3 | 10.2 | 10.7 | 40.4 |
| 22 | BRUN BARONNAT CAMILLE | St Martin d Hères | 2007 | 9.7 | 11.0 | 9.4 | 9.6 | 39.7 |
| 23 | MASURE ANNE LISE | Crolles | 2005 | 9.7 | 11.4 | 10.7 | 7.7 | 39.5 |
| 24 | ROCCHI LILY | Vinay | 2005 | 10.7 | 7.8 | 10.6 | 9.6 | 38.7 |
| 25 | FERREIRA MELANIE | Jonage 2 | 2006 | 9.1 | 10.6 | 9.6 | 9.0 | 38.3 |
| | LEWI MANON | Jonage 1 | 2006 | 9.5 | 10.8 | 9.5 | 8.5 | 38.3 |
| 27 | THAI CHLOE | Tullins | 2006 | 9.7 | 8.9 | 10.0 | 9.4 | 38.0 |
| 28 | ANSELME JULIE | Jonage 2 | 2006 | 9.4 | 9.9 | 9.0 | 9.2 | 37.5 |
| 29 | CASCALES LOLA | Jonage 1 | 2008 | 10.1 | 7.5 | 10.0 | 9.5 | 37.1 |
| 30 | PEVET LOU ANN | Vinay | 2005 | 10.2 | 8.4 | 9.4 | 8.8 | 36.8 |
| 31 | DUCRIN MARGAUX | Vinay | 2006 | 10.1 | 7.3 | 10.0 | 9.1 | 36.5 |
| 32 | LOSA LEONIE | Jonage 1 | 2007 | 10.6 | 8.4 | 10.0 | 7.4 | 36.4 |
| 33 | GUILLET EMMIE | Vinay | 2007 | 10.2 | 7.8 | 8.3 | 9.9 | 36.2 |





| | | | | | | | | |
|----|------------------|----------|------|------|-----|------|-----|------|
| 34 | DELAVAL LORRAINE | Tullins | 2006 | 9.5 | 8.5 | 9.7 | 8.4 | 36.1 |
| | DUPEUX CAMILLE | Vinay | 2005 | 8.5 | 8.9 | 10.2 | 8.5 | 36.1 |
| 36 | CARLIOZ ELSA | Jonage 1 | 2008 | 10.2 | 7.6 | 9.2 | 7.9 | 34.9 |
| 37 | FIORILLO PERINE | Tullins | 2005 | 7.8 | 7.9 | 8.4 | 9.1 | 33.2 |
| 38 | AOUNI SOPHIA | Jonage 1 | 2007 | 9.5 | 9.0 | 8.0 | 6.2 | 32.7 |
| 39 | FLANDIN MELINE | Tullins | 2006 | 9.3 | 7.8 | 8.0 | 7.4 | 32.5 |
| 40 | ROLLAND LEANNE | Tullins | 2006 | 9.5 | 7.2 | 10.0 | 4.6 | 31.3 |
| 41 | TOUIZRAR JENNA | Jonage 2 | 2007 | 0.0 | 0.0 | 0.0 | 0.0 | 0.0 |
| | | Tullins | 0 | 0.0 | 0.0 | 0.0 | 0.0 | 0.0 |

14. FEMININ NIVEAU7 11-15 ans . SA_DA (B) (individuels)

14.1. Résultats par équipes

| | Equipe | Club |  |  |  |  | Total |
|---|------------------|---|--|---|---|---|-------|
| 1 | Meylan | 38--Aspa meylan | 37.7 | 34.6 | 39.1 | 41.4 | 152.8 |
| 2 | Pont de Claix | 38--Pont de claix amicale gymnique | 37.5 | 36.3 | 38.2 | 39.8 | 151.8 |
| 3 | Moirans | 38--CLUB GYM MOIRANNAIS | 34.8 | 35.5 | 37.0 | 40.4 | 147.7 |
| 4 | Apprieu | 38--Apprieu avant garde section gym | 37.6 | 28.6 | 40.1 | 40.5 | 146.8 |
| 5 | La Tour du Pin 2 | 38--L'alerte gymnastique la tour du pin | 35.6 | 34.5 | 37.9 | 37.3 | 145.3 |
| 6 | Domène | 38--Etoile sportive doménoise | 34.5 | 33.4 | 38.0 | 35.0 | 140.9 |
| 7 | Bourgoin-Jallieu | 38--La Jeune France de Bourgoin-Jallieu | 35.0 | 30.8 | 38.9 | 35.3 | 140.0 |
| 8 | Diémoise | 38--GYM DIEMOISE | 35.6 | 24.3 | 36.4 | 38.9 | 135.2 |
| 9 | Tullins | 38--La Vaillante de Tullins | 32.3 | 20.0 | 33.6 | 34.6 | 120.5 |







14.2. Résultats individuels

| | Gymnaste | Equipe | Annee |  |  |  |  | Total |
|----|------------------------|------------------|-------|--|---|---|---|-------|
| 1 | DUBOISSE AMBRE | Pont de Claix | 2006 | 9.3 | 9.3 | 9.9 | 10.0 | 38.5 |
| 2 | PEILLAT ANNA | Meylan | 2008 | 9.4 | 8.9 | 10.0 | 10.0 | 38.3 |
| | CHILTON AMELIE | Pont de Claix | 2004 | 9.8 | 9.9 | 8.5 | 10.1 | 38.3 |
| 4 | FAUCHE CELINE | Meylan | 2008 | 9.2 | 9.4 | 9.1 | 10.5 | 38.2 |
| 5 | SPY JULIE | Meylan | 2007 | 9.6 | 8.5 | 9.7 | 10.2 | 38.0 |
| 6 | MANTONNIER LOU | Apprieu | 2008 | 9.5 | 7.8 | 10.0 | 10.5 | 37.8 |
| | KROUK LINA | Moirans | 2005 | 8.9 | 9.6 | 9.5 | 9.8 | 37.8 |
| 8 | VERCHERE CAMILLE | Diémoise | 2005 | 8.9 | 9.3 | 9.3 | 9.9 | 37.4 |
| 9 | SERRIERE LILOU | Moirans | 2007 | 8.2 | 9.2 | 9.5 | 10.3 | 37.2 |
| 10 | DOUKOURE LENA | Domène | 2007 | 9.4 | 9.0 | 9.7 | 8.8 | 36.9 |
| 11 | JOUANNOT MANON | Pont de Claix | 2006 | 9.1 | 9.5 | 9.3 | 8.9 | 36.8 |
| 12 | PORTERET FANTINE | La Tour du Pin 2 | 2008 | 8.9 | 9.0 | 9.6 | 9.1 | 36.6 |
| 13 | MAURIES ROXANE | Meylan | 2007 | 9.4 | 7.7 | 9.1 | 10.3 | 36.5 |
| | RAFFIN LISON | Meylan | 2007 | 8.0 | 7.8 | 10.3 | 10.4 | 36.5 |
| 15 | JACQUIN JADE | Apprieu | 2008 | 9.3 | 6.5 | 10.4 | 10.2 | 36.4 |
| 16 | VANDEPITTE LYNE | Bourgoin-Jallieu | 2007 | 8.7 | 9.0 | 9.7 | 8.8 | 36.2 |
| 17 | BERTRAND CAMILLE | La Tour du Pin 2 | 2005 | 8.6 | 8.8 | 9.2 | 9.4 | 36.0 |
| | GUERIN MAYA | La Tour du Pin 2 | 2007 | 8.7 | 8.7 | 8.9 | 9.7 | 36.0 |
| 19 | VINCENT LOU CHARLOTTE | Meylan | 2007 | 9.3 | 7.5 | 8.9 | 10.2 | 35.9 |
| | GOMES NINA | Apprieu | 2007 | 9.7 | 6.7 | 9.9 | 9.6 | 35.9 |
| | HOSTALIER CLARA | Pont de Claix | 2006 | 9.3 | 6.8 | 9.8 | 10.0 | 35.9 |
| 22 | PETEUIL JUSTINE | Bourgoin-Jallieu | 2008 | 8.6 | 8.9 | 9.0 | 9.0 | 35.5 |
| 23 | GREPPAT SALOME | Apprieu | 2008 | 9.0 | 7.6 | 9.8 | 9.0 | 35.4 |
| 24 | VERCHERE MANON | Diémoise | 2005 | 9.5 | 6.9 | 9.2 | 9.7 | 35.3 |
| 25 | VERNIER BUCCI EMY | Pont de Claix | 2006 | 8.7 | 7.6 | 9.2 | 9.7 | 35.2 |
| 26 | GERBAUX-MICHEL MAÏALEN | Domène | 2006 | 8.3 | 8.3 | 9.7 | 8.7 | 35.0 |
| 27 | PLOT LISA | Bourgoin-Jallieu | 2008 | 8.9 | 7.1 | 10.0 | 8.6 | 34.6 |
| 28 | LAMOUR CAMILLE | La Tour du Pin 2 | 2008 | 9.1 | 8.0 | 8.1 | 9.1 | 34.3 |







| | | | | | | | | |
|----|------------------------------|------------------|------|-----|-----|-----|------|------|
| 29 | PAYARD POMMIER MARINE | Domène | 2006 | 7.9 | 8.2 | 9.3 | 8.7 | 34.1 |
| | BERNARD DELPEYRON HAY LIN | Moirans | 2008 | 8.5 | 6.6 | 8.7 | 10.3 | 34.1 |
| 31 | ANGELINI CLARA | La Tour du Pin 2 | 2006 | 8.9 | 6.3 | 9.6 | 9.0 | 33.8 |
| 32 | ALBANET LOANNE | Apprieu | 2006 | 9.1 | 4.7 | 9.5 | 10.2 | 33.5 |
| 33 | LABIADH LEILANOUR | Bourgoin-Jallieu | 2008 | 8.8 | 5.8 | 9.9 | 8.9 | 33.4 |
| 34 | BEAUVALET LOU | Domène | 2007 | 8.5 | 7.9 | 9.0 | 7.3 | 32.7 |
| 35 | HEMMEN LOU AMBRE | Moirans | 2007 | 9.2 | 7.0 | 5.8 | 9.8 | 31.8 |
| 36 | SERBAT CHIARA | Moirans | 2006 | 8.1 | 6.6 | 9.3 | 7.1 | 31.1 |
| 37 | DOS SANTOS LANA | Bourgoin-Jallieu | 2008 | 8.4 | 5.7 | 9.3 | 7.6 | 31.0 |
| 38 | DE VRIEZE KELLY | Tullins | 2008 | 8.2 | 4.9 | 9.1 | 8.4 | 30.6 |
| 39 | DESSOLAS ROMANE | Tullins | 2007 | 8.4 | 5.1 | 7.8 | 9.2 | 30.5 |
| 40 | CHARNI CELIA | Diémoise | 2007 | 8.4 | 3.9 | 8.5 | 9.1 | 29.9 |
| 41 | GUILLOT ANAIS | Diémoise | 2008 | 7.2 | 4.2 | 8.2 | 9.8 | 29.4 |
| 42 | VEDIE CARLA | Diémoise | 2007 | 8.8 | 1.5 | 9.4 | 9.5 | 29.2 |
| 43 | MARRA ANGELINA | Tullins | 2008 | 7.1 | 4.9 | 8.4 | 8.6 | 29.0 |
| 44 | COMBE NAYA | Tullins | 2008 | 6.9 | 5.1 | 8.3 | 8.4 | 28.7 |
| 45 | RANSON CLEMENCE | Tullins | 2006 | 8.6 | 4.6 | 7.7 | 7.6 | 28.5 |
| 46 | BERTRAND CLEMENCE | Moirans | 2008 | 0.0 | 9.7 | 8.3 | 10.0 | 28.0 |
| 47 | MOHAMED BEN ALI NAYLA | Domène | 2007 | 8.3 | 1.4 | 9.3 | 8.8 | 27.8 |
| 48 | GUIVIER MARGAUX | Apprieu | 2008 | 7.9 | 2.6 | 8.7 | 7.6 | 26.8 |
| 49 | LENOIR CLARA | La Tour du Pin 2 | 2006 | 0.0 | 5.1 | 9.5 | 9.1 | 23.7 |
| 50 | COSMIDES DAPHNEE | Tullins | 2007 | 6.8 | 2.5 | 5.2 | 8.1 | 22.6 |
| 51 | VIALLET MARYLOU | Domène | 2007 | 0.0 | 0.0 | 0.0 | 0.0 | 0.0 |
| | LAUTIER MAELLE | Pont de Claix | 2006 | 0.0 | 0.0 | 0.0 | 0.0 | 0.0 |
| | SORDILLON EMMA | Diémoise | 2006 | 0.0 | 0.0 | 0.0 | 0.0 | 0.0 |
| | GUERET JASMINE | Bourgoin-Jallieu | 2008 | 0.0 | 0.0 | 0.0 | 0.0 | 0.0 |

15. MASCULIN NIVEAU4 11 + . SA_DA (individuels)

15.1. Résultats par équipes





| | Equipe | Club |  |  |  |  |  |  | Total |
|---|---------|--------------------------------|---|---|--|---|---|---|-------|
| 1 | Jonage | 38--Jonage gymnastique | 34.1 | 29.8 | 35.6 | 33.7 | 34.5 | 30.5 | 198.2 |
| 2 | Tullins | 38--La Vaillante de Tullins | 33.8 | 27.9 | 34.5 | 33.4 | 32.8 | 29.3 | 191.7 |

15.2. Résultats individuels

| | Gymnaste | Equipe | Année |  |  |  |  |  |  | Total |
|----|-----------------|---------|-------|---|--|---|---|---|---|-------|
| 1 | BOURDON ARTHUR | Jonage | 2003 | 11.7 | 10.0 | 12.2 | 11.4 | 11.7 | 11.6 | 68.6 |
| 2 | GIRY LUCAS | Tullins | 2000 | 11.5 | 9.3 | 11.2 | 11.0 | 11.4 | 10.2 | 64.6 |
| 3 | GOURDON ANTOINE | Jonage | 2003 | 11.1 | 9.4 | 11.8 | 10.6 | 10.2 | 9.6 | 62.7 |
| 4 | MAZIN YAEL | Tullins | 2002 | 10.5 | 8.7 | 11.4 | 11.3 | 10.8 | 9.8 | 62.5 |
| 5 | CHOGNOT ELIOTT | Jonage | 2004 | 8.7 | 9.1 | 11.6 | 11.0 | 11.1 | 8.5 | 60.0 |
| 6 | THAI MARTIN | Tullins | 2004 | 9.7 | 8.1 | 11.9 | 10.5 | 10.6 | 7.7 | 58.5 |
| 7 | PICHON THIBAUT | Tullins | 1999 | 11.8 | 9.5 | 0.0 | 10.9 | 8.5 | 9.3 | 50.0 |
| 8 | CASCALES ADRIEN | Jonage | 2000 | 0.0 | 10.4 | 10.3 | 0.0 | 11.7 | 9.3 | 41.7 |
| 9 | COSTOLI CEDRIC | Jonage | 1982 | 11.3 | 9.4 | 0.0 | 11.3 | 0.0 | 8.4 | 40.4 |
| 10 | REYNIER NOE | Tullins | 2002 | 8.8 | 8.4 | 0.0 | 11.1 | 10.1 | 0.0 | 38.4 |
| 11 | DUBUS YOEN | Tullins | 2003 | 0.0 | 9.1 | 9.9 | 0.0 | 8.2 | 7.7 | 34.9 |
| 12 | | Jonage | 0 | 0.0 | 0.0 | 0.0 | 0.0 | 0.0 | 0.0 | 0.0 |

16. FEMININ NIVEAU6 11 + . SA_DA (individuels)

16.1. Résultats par équipes



| | Equipe | Club |  |  |  |  | Total |
|---|------------------|---|--|---|---|---|-------|
| 1 | Moirans | 38--CLUB GYM MOIRANNAIS | 39.3 | 40.2 | 39.5 | 42.5 | 161.5 |
| 2 | Bourgoin-Jallieu | 38--La Jeune France de Bourgoin-Jallieu | 40.1 | 39.0 | 39.9 | 42.2 | 161.2 |
| 3 | Voreppe | 38--Vaillante de Voreppe | 40.2 | 38.1 | 40.6 | 42.2 | 161.1 |

16.2. Résultats individuels







| | Gymnaste | Equipe | Annee |  |  |  |  | Total |
|----|----------------------|------------------|-------|--|---|---|---|-------|
| 1 | TEILLON FANNY | Bourgoin-Jallieu | 2000 | 11.0 | 11.1 | 10.0 | 11.1 | 43.2 |
| 2 | VADALA ALEXANE | Moirans | 2003 | 10.7 | 10.3 | 9.9 | 10.7 | 41.6 |
| 3 | BOUZIANE SOLENE | Voreppe | 2000 | 10.2 | 10.4 | 10.2 | 10.3 | 41.1 |
| 4 | ROUX ALEXANDRA | Bourgoin-Jallieu | 2001 | 10.4 | 10.2 | 9.7 | 10.7 | 41.0 |
| 5 | HENRY CLARA | Voreppe | 2008 | 10.0 | 9.5 | 10.2 | 10.7 | 40.4 |
| 6 | WOJTOWICZ NOEMIE | Bourgoin-Jallieu | 2002 | 9.5 | 9.5 | 10.5 | 10.0 | 39.5 |
| 7 | COLIN AURELIE | Moirans | 2003 | 9.0 | 9.5 | 10.1 | 10.5 | 39.1 |
| 8 | POUSSIER JULIETTE | Moirans | 1997 | 9.7 | 10.6 | 9.8 | 8.9 | 39.0 |
| 9 | PUCKETT MCEWAN ANAIS | Voreppe | 2007 | 10.1 | 9.2 | 10.0 | 9.4 | 38.7 |
| | PUISAIS MARION | Voreppe | 2004 | 9.9 | 8.3 | 10.2 | 10.3 | 38.7 |
| 11 | MANISCALCO ELENA | Voreppe | 2008 | 9.1 | 9.0 | 9.4 | 10.7 | 38.2 |
| 12 | PARIS ALICIA | Moirans | 2005 | 9.6 | 9.8 | 7.1 | 10.6 | 37.1 |
| | GERMAIN VALENTINE | Bourgoin-Jallieu | 2002 | 8.8 | 8.2 | 9.7 | 10.4 | 37.1 |
| 14 | BAREL LALY JADE | Moirans | 2005 | 9.3 | 7.6 | 9.7 | 10.4 | 37.0 |
| 15 | ADIGERY AMBRE | Moirans | 2006 | 8.9 | 7.2 | 9.2 | 10.7 | 36.0 |
| | GENIN ZOE | Bourgoin-Jallieu | 2005 | 9.2 | 7.2 | 9.6 | 10.0 | 36.0 |
| 17 | BOUZIANE SARA | Voreppe | 1997 | 8.7 | 5.9 | 9.5 | 10.5 | 34.6 |
| 18 | GONZALEZ ELISE | Bourgoin-Jallieu | 2002 | 8.2 | 8.0 | 8.7 | 9.0 | 33.9 |

17. MASCULIN NIVEAU6 7-14 ans . SA_DA (individuels)

17.1. Résultats par équipes

| | Equipe | Club |  |  |  |  |  |  | Total |
|---|----------------------|---|---|---|--|---|---|---|-------|
| 1 | Domène | 38--Etoile sportive doménoise | 41.8 | 37.2 | 36.3 | 36.3 | 42.4 | 39.6 | 233.6 |
| 2 | Rhodia club | 38--Rhodia-Club Gymnastique | 42.0 | 36.7 | 33.9 | 38.1 | 41.7 | 37.8 | 230.2 |
| 3 | Nivolas Vermelle | 38--Nivolas alep espoir gymnique | 40.9 | 37.6 | 32.3 | 35.7 | 41.4 | 38.7 | 226.6 |
| 4 | Bourgoin-Jallieu | 38--La Jeune France de Bourgoin-Jallieu | 39.9 | 33.7 | 34.8 | 37.1 | 41.2 | 37.7 | 224.4 |
| 5 | Loriol | 26--Groupe omnisports loriolais (gol) | 39.9 | 37.1 | 29.7 | 39.8 | 40.0 | 34.8 | 221.3 |
| 6 | St Laurent du Pont 1 | 38--La Cartusienne | 40.1 | 34.2 | 28.9 | 36.0 | 40.3 | 33.3 | 212.8 |
| 7 | St Laurent du Pont 2 | 38--La Cartusienne | 39.2 | 33.2 | 25.4 | 35.9 | 34.0 | 19.5 | 187.2 |

17.2. Résultats individuels

| | Gymnaste | Equipe | Année |  |  |  |  |  |  | Total |
|----|--------------------|----------------------|-------|---|--|---|---|---|---|-------|
| 1 | MAZAUD BASTIEN | Rhodia club | 2009 | 11.0 | 9.8 | 9.0 | 9.9 | 10.8 | 9.9 | 60.4 |
| 2 | BAREL LALY MAEL * | Moirans (indiv) | 2009 | 10.9 | 8.9 | 9.4 | 10.2 | 10.8 | 9.9 | 60.1 |
| 3 | HERVE ERWAN | Domène | 2008 | 10.4 | 9.5 | 9.1 | 9.4 | 10.9 | 10.6 | 59.9 |
| 4 | MOULAI NOE | Bourgoin-Jallieu | 2010 | 10.8 | 9.0 | 9.2 | 9.6 | 10.7 | 10.0 | 59.3 |
| 5 | CHAPITEAU MAEL | Nivolas Vermelle | 2010 | 10.4 | 9.5 | 8.3 | 9.9 | 10.9 | 10.2 | 59.2 |
| 6 | GAILLARD MANOE | Nivolas Vermelle | 2006 | 10.8 | 10.3 | 8.2 | 9.1 | 10.5 | 10.0 | 58.9 |
| 7 | BOCHET ROMUALD * | Moirans (indiv) | 2009 | 11.0 | 9.5 | 6.9 | 10.3 | 10.5 | 10.2 | 58.4 |
| 8 | MANSOURI HADJ | Domène | 2009 | 10.4 | 9.6 | 8.8 | 9.1 | 10.9 | 9.3 | 58.1 |
| 9 | CHRISTE MEVEN | Rhodia club | 2010 | 10.2 | 9.1 | 8.8 | 9.4 | 9.8 | 9.8 | 57.1 |
| 10 | TOUMI CLÉMENT | Domène | 2010 | 11.0 | 9.0 | 7.7 | 9.0 | 10.3 | 9.8 | 56.8 |
| 11 | CANNATA SANDRO | Rhodia club | 2010 | 10.4 | 9.2 | 8.5 | 9.5 | 10.1 | 8.9 | 56.6 |
| 12 | MUNCH AXEL | Domène | 2010 | 9.7 | 9.1 | 9.3 | 8.0 | 10.3 | 9.9 | 56.3 |
| 13 | JOUBERT TOM | Nivolas Vermelle | 2009 | 10.0 | 8.8 | 8.3 | 8.7 | 10.3 | 10.1 | 56.2 |
| | GAGNEUR CLEMENT | Bourgoin-Jallieu | 2007 | 10.1 | 8.9 | 8.4 | 9.5 | 10.2 | 9.1 | 56.2 |
| 15 | GONIN ETIENNE | Bourgoin-Jallieu | 2011 | 9.8 | 8.0 | 8.9 | 9.1 | 10.7 | 9.3 | 55.8 |
| 16 | SPADARI MORGAN | St Laurent du Pont 1 | 2008 | 9.8 | 8.8 | 7.1 | 9.2 | 10.9 | 9.8 | 55.6 |
| 17 | VENEL ELIOTT | Loriol | 2008 | 10.3 | 9.4 | 7.5 | 9.8 | 10.2 | 8.3 | 55.5 |
| 18 | BELDA DIEGO | Loriol | 2005 | 7.2 | 9.7 | 8.5 | 10.8 | 10.0 | 9.1 | 55.3 |
| 19 | GASCON AUGUSTIN | Rhodia club | 2007 | 9.9 | 8.5 | 7.6 | 9.3 | 10.3 | 9.2 | 54.8 |
| | MOREL VALENTIN | St Laurent du Pont 1 | 2010 | 10.5 | 9.0 | 8.0 | 9.0 | 10.1 | 8.2 | 54.8 |
| 21 | PION JULES | Loriol | 2011 | 10.0 | 9.6 | 6.3 | 9.8 | 9.6 | 8.7 | 54.0 |
| 22 | BERRALDACCI JULIEN | Domène | 2008 | 9.7 | 8.6 | 9.1 | 7.5 | 10.0 | 8.6 | 53.5 |
| 23 | MARTORELL JULES | Loriol | 2010 | 10.2 | 8.4 | 6.9 | 9.4 | 9.5 | 8.7 | 53.1 |
| 24 | HAMITOUCHE ADIL | St Laurent du Pont 1 | 2008 | 9.8 | 8.4 | 7.2 | 9.0 | 7.8 | 9.8 | 52.0 |
| 25 | STANTON OLIVER | Bourgoin-Jallieu | 2011 | 9.2 | 7.1 | 7.9 | 8.9 | 9.6 | 9.1 | 51.8 |
| 26 | THENET JULES | St Laurent du Pont 2 | 2010 | 9.3 | 8.3 | 6.9 | 9.4 | 9.5 | 7.7 | 51.1 |
| 27 | CELLARD CLEMENT | Rhodia club | 2011 | 10.2 | 8.5 | 6.1 | 8.5 | 9.3 | 8.3 | 50.9 |
| 28 | AGUILA ALEXIS | Domène | 2010 | 10.0 | 9.0 | 7.8 | 8.8 | 9.6 | 5.2 | 50.4 |
| | RODRIGUES ELIOT | Bourgoin-Jallieu | 2007 | 6.8 | 7.8 | 8.3 | 8.9 | 9.3 | 9.3 | 50.4 |
| 30 | LESIEU NATHAN | Nivolas Vermelle | 2011 | 9.7 | 8.0 | 7.5 | 7.1 | 9.6 | 8.4 | 50.3 |





| | | | | | | | | | | |
|----|--------------------------|-------------------------|------|------|-----|-----|-----|------|-----|------|
| 31 | DEZORMEAUX MAXIME | Rhodia club | 2009 | 10.4 | 8.6 | 7.3 | 8.5 | 10.5 | 4.3 | 49.6 |
| 32 | COSTE CLOVIS | Loriol | 2008 | 9.4 | 7.9 | 6.5 | 7.5 | 10.2 | 6.9 | 48.4 |
| 33 | BARATHIER RAFFAEL | St Laurent du Pont 1 | 2011 | 10.0 | 7.6 | 6.5 | 8.8 | 10.0 | 4.9 | 47.8 |
| 34 | BRIGMANAS CLEMENT | St Laurent du Pont 2 | 2008 | 10.5 | 9.0 | 5.4 | 9.4 | 8.8 | 4.3 | 47.4 |
| 35 | BARATHIER DANTE | St Laurent du Pont 1 | 2011 | 9.2 | 8.0 | 6.6 | 8.6 | 9.3 | 5.5 | 47.2 |
| 36 | GUILLAUME RENON ELIOT | Nivolas Vermelle | 2011 | 8.4 | 9.0 | 7.3 | 7.5 | 9.7 | 4.9 | 46.8 |
| 37 | CHAMPENOIS ELIOTT | St Laurent du Pont 2 | 2010 | 9.7 | 9.0 | 7.0 | 8.0 | 9.2 | 3.8 | 46.7 |
| 38 | FERREL MALO | Loriol | 2012 | 7.9 | 6.4 | 6.8 | 8.8 | 6.3 | 6.9 | 43.1 |
| 39 | GRADEL QUENTIN | St Laurent du Pont 2 | 2009 | 9.7 | 6.9 | 6.1 | 9.1 | 6.5 | 3.7 | 42.0 |
| 40 | PELLET JOACHIM | Nivolas Vermelle | 2010 | 8.4 | 8.1 | 2.5 | 8.0 | 6.3 | 7.3 | 40.6 |
| 41 | * | Moirans (indiv) | 0 | 0.0 | 0.0 | 0.0 | 0.0 | 0.0 | 0.0 | 0.0 |
| | * | Moirans (indiv) | 0 | 0.0 | 0.0 | 0.0 | 0.0 | 0.0 | 0.0 | 0.0 |
| | * | Moirans (indiv) | 0 | 0.0 | 0.0 | 0.0 | 0.0 | 0.0 | 0.0 | 0.0 |
| | * | Moirans (indiv) | 0 | 0.0 | 0.0 | 0.0 | 0.0 | 0.0 | 0.0 | 0.0 |
| | | St Laurent du Pont 2 | 0 | 0.0 | 0.0 | 0.0 | 0.0 | 0.0 | 0.0 | 0.0 |
| | | St Laurent du Pont 2 | 0 | 0.0 | 0.0 | 0.0 | 0.0 | 0.0 | 0.0 | 0.0 |
| | | St Laurent du Pont 1 | 0 | 0.0 | 0.0 | 0.0 | 0.0 | 0.0 | 0.0 | 0.0 |
| | | Bourgoin-Jallieu | 0 | 0.0 | 0.0 | 0.0 | 0.0 | 0.0 | 0.0 | 0.0 |

18. FEMININ NIVEAU7 11 + . SA_DA (individuels)

18.1. Résultats par équipes





| | Equipe | Club |  |  |  |  | Total |
|--|--------|------|--|---|---|---|-------|
|--|--------|------|--|---|---|---|-------|

18.2. Résultats individuels





| | Gymnaste | Equipe | Annee |  |  |  |  | Total |
|---|-----------------|-----------------|-------|--|---|---|---|-------|
| 1 | BLACHE MAYLIS * | Moirans (indiv) | 2003 | 8.8 | 9.8 | 9.7 | 9.9 | 38.2 |
| 2 | * | Moirans (indiv) | 0 | 0.0 | 0.0 | 0.0 | 0.0 | 0.0 |
| | * | Moirans (indiv) | 0 | 0.0 | 0.0 | 0.0 | 0.0 | 0.0 |
| | * | Moirans (indiv) | 0 | 0.0 | 0.0 | 0.0 | 0.0 | 0.0 |
| | * | Moirans (indiv) | 0 | 0.0 | 0.0 | 0.0 | 0.0 | 0.0 |
| | * | Moirans (indiv) | 0 | 0.0 | 0.0 | 0.0 | 0.0 | 0.0 |

19. FEMININ NIVEAU4 11 + . SA_DA (individuels)

19.1. Résultats par équipes







| | Equipe | Club |  |  |  |  | Total |
|---|----------------|------------------------------------|--|---|---|---|-------|
| 1 | Jonage | 38--Jonage gymnastique | 32.8 | 35.3 | 34.8 | 36.3 | 139.2 |
| 2 | L'Isle d'Abeau | 38--LA GYM DABEAU | 33.6 | 34.9 | 34.5 | 31.4 | 134.4 |
| 3 | Pont de Claix | 38--Pont de claix amicale gymnique | 31.8 | 28.3 | 34.1 | 34.0 | 128.2 |

19.2. Résultats individuels







| | Gymnaste | Equipe | Annee |  |  |  |  | Total |
|----|-----------------------------|----------------|-------|--|---|---|---|-------|
| 1 | JAUMONET MARIE | Jonage | 1991 | 11.1 | 12.7 | 12.1 | 12.5 | 48.4 |
| 2 | DEWAELE JENNIE | L'Isle d'Abeau | 1981 | 11.2 | 12.0 | 11.5 | 10.7 | 45.4 |
| | VERNEREY OCEANE | L'Isle d'Abeau | 1999 | 11.1 | 11.0 | 11.9 | 11.4 | 45.4 |
| 4 | RICOU LOU ANN | Jonage | 2005 | 10.9 | 11.0 | 11.1 | 12.3 | 45.3 |
| 5 | COUCHARD JUSTINE | Jonage | 1999 | 10.0 | 11.0 | 11.6 | 11.5 | 44.1 |
| 6 | SANCHEZ LAETITIA | Pont de Claix | 1995 | 10.3 | 10.9 | 11.6 | 11.2 | 44.0 |
| 7 | JAUMONET MATHILDE | Jonage | 1997 | 10.5 | 11.6 | 10.7 | 11.1 | 43.9 |
| 8 | GRECO JOANNA | Jonage | 2004 | 10.8 | 10.6 | 10.2 | 11.5 | 43.1 |
| 9 | PETITJEAN LAEMLE BLANCHE | Pont de Claix | 2003 | 10.8 | 9.3 | 11.2 | 11.7 | 43.0 |
| 10 | VERNEREY LAURYNE | L'Isle d'Abeau | 2002 | 10.9 | 11.2 | 11.1 | 9.3 | 42.5 |
| 11 | CADART LAURA | L'Isle d'Abeau | 1992 | 11.3 | 11.7 | 9.6 | 9.2 | 41.8 |
| 12 | BERNARD LOANE | Pont de Claix | 2003 | 10.7 | 8.1 | 10.8 | 9.3 | 38.9 |
| 13 | COLLIN CELIA | Pont de Claix | 2003 | 10.3 | 3.3 | 11.3 | 11.1 | 36.0 |
| 14 | COLLONGE LOLA | Jonage | 2001 | 10.3 | 0.0 | 8.0 | 0.0 | 18.3 |
| 15 | MIHAJLOVIC SARAH | Pont de Claix | 1995 | 0.0 | 0.0 | 0.0 | 0.0 | 0.0 |
| | SOLANS JULIE | Pont de Claix | 2003 | 0.0 | 0.0 | 0.0 | 0.0 | 0.0 |
| | BIESSY BONNET MANON | L'Isle d'Abeau | 1997 | 0.0 | 0.0 | 0.0 | 0.0 | 0.0 |
| | BOUCHACOURT CLARA | L'Isle d'Abeau | 2004 | 0.0 | 0.0 | 0.0 | 0.0 | 0.0 |

20. MASCULIN NIVEAU4 11-18 ans . SA_DA (individuels)

20.1. Résultats par équipes







| | Equipe | Club |  |  |  |  |  |  | Total |
|---|---------------|------------------------------------|---|---|--|---|---|---|-------|
| 1 | Crolles | 38--Gym et rythme crolles | 35.2 | 32.3 | 36.4 | 35.7 | 36.8 | 34.1 | 210.5 |
| 2 | Pont de Claix | 38--Pont de claix amicale gymnique | 35.9 | 35.3 | 36.1 | 32.5 | 35.5 | 32.3 | 207.6 |
| 3 | Jonage | 38--Jonage gymnastique | 34.1 | 29.9 | 30.9 | 33.3 | 33.0 | 29.4 | 190.6 |
| 4 | Domène | 38--Etoile sportive doménoise | 32.9 | 28.3 | 33.4 | 33.0 | 33.6 | 27.1 | 188.3 |
| 5 | Rhodia club | 38--Rhodia-Club Gymnastique | 32.7 | 28.0 | 31.2 | 33.6 | 34.4 | 27.4 | 187.3 |

20.2. Résultats individuels



| | Gymnaste | Equipe | Année |  |  |  |  |  |  | Total |
|----|--------------------------------|---------------|-------|---|--|---|---|---|---|-------|
| 1 | SAN JOSE ETHAN | Pont de Claix | 2003 | 12.3 | 12.7 | 12.5 | 11.2 | 12.4 | 10.7 | 71.8 |
| 2 | LONCKE NOE | Crolles | 2005 | 11.7 | 10.9 | 12.3 | 12.3 | 12.2 | 12.1 | 71.5 |
| 3 | MARION SERGUEI | Pont de Claix | 2004 | 11.9 | 12.0 | 11.9 | 11.3 | 12.0 | 11.8 | 70.9 |
| 4 | PRADOS THOMAS | Crolles | 2004 | 11.0 | 11.1 | 11.7 | 11.0 | 11.8 | 11.7 | 68.3 |
| 5 | VANGVIRACHITH ZAO | Crolles | 2007 | 11.5 | 9.6 | 12.4 | 12.0 | 12.7 | 9.8 | 68.0 |
| 6 | GUIRAO KILLIAN | Crolles | 2006 | 11.5 | 10.3 | 11.7 | 10.7 | 11.9 | 10.0 | 66.1 |
| 7 | MARCON MATHEO | Rhodia club | 2004 | 10.9 | 10.4 | 10.8 | 11.2 | 11.9 | 9.7 | 64.9 |
| | BOUTONNIER SIMON | Pont de Claix | 2006 | 11.7 | 10.6 | 11.7 | 10.0 | 11.1 | 9.8 | 64.9 |
| 9 | COMANDONE MATTEO | Crolles | 2007 | 12.0 | 10.0 | 9.3 | 11.4 | 11.8 | 9.7 | 64.2 |
| 10 | AFANASSIEFF LEO | Rhodia club | 2007 | 11.2 | 8.9 | 10.5 | 11.3 | 11.8 | 10.2 | 63.9 |
| 11 | SAULNIER KYLIAN | Jonage | 2006 | 11.4 | 11.6 | 11.2 | 11.3 | 8.0 | 10.3 | 63.8 |
| 12 | CARRET SYLVAIN | Domène | 2004 | 11.3 | 9.4 | 10.9 | 11.0 | 11.4 | 8.1 | 62.1 |
| 13 | SOFFIETTI FLORIAN | Domène | 2004 | 9.5 | 9.2 | 10.9 | 10.7 | 11.4 | 10.2 | 61.9 |
| 14 | MARTINET LUCA | Crolles | 2007 | 10.6 | 8.8 | 11.1 | 11.0 | 9.8 | 10.3 | 61.6 |
| 15 | DUBARLE GAETAN | Domène | 2005 | 10.8 | 8.7 | 11.6 | 10.4 | 10.8 | 8.7 | 61.0 |
| 16 | GESQUIERE THOMAS | Jonage | 2007 | 11.4 | 8.1 | 9.3 | 11.2 | 11.5 | 9.1 | 60.6 |
| 17 | JEANJEAN BRUNO | Domène | 2006 | 10.8 | 9.7 | 10.2 | 11.3 | 9.7 | 7.9 | 59.6 |
| 18 | LAPALUS LORIS | Jonage | 2006 | 10.3 | 5.7 | 10.4 | 10.8 | 11.8 | 10.0 | 59.0 |
| 19 | DOKOUTCHAEF CROUZET GRICHKA | Rhodia club | 2007 | 10.6 | 8.7 | 9.9 | 11.1 | 10.7 | 7.5 | 58.5 |
| 20 | SOFFIETTI CORENTIN | Domène | 2007 | 10.7 | 7.9 | 8.5 | 10.6 | 10.4 | 8.2 | 56.3 |
| 21 | BENNOUR AVADIKIAN JEVAN | Jonage | 2006 | 11.3 | 10.2 | 8.9 | 10.8 | 9.7 | 3.9 | 54.8 |
| 22 | TURPIN CHARRE RAPHAEL | Pont de Claix | 2006 | 9.2 | 7.5 | 7.6 | 9.0 | 10.5 | 7.3 | 51.1 |
| 23 | MARCON NOLANN | Rhodia club | 2007 | 8.0 | 3.7 | 4.4 | 10.4 | 7.7 | 4.5 | 38.7 |
| 24 | | Domène | 0 | 0.0 | 0.0 | 0.0 | 0.0 | 0.0 | 0.0 | 0.0 |
| | FANTAUZZI THOMAS | Jonage | 2007 | 0.0 | 0.0 | 0.0 | 0.0 | 0.0 | 0.0 | 0.0 |
| | | Jonage | 0 | 0.0 | 0.0 | 0.0 | 0.0 | 0.0 | 0.0 | 0.0 |
| | | Rhodia club | 0 | 0.0 | 0.0 | 0.0 | 0.0 | 0.0 | 0.0 | 0.0 |
| | | Rhodia club | 0 | 0.0 | 0.0 | 0.0 | 0.0 | 0.0 | 0.0 | 0.0 |
| | | Pont de Claix | 0 | 0.0 | 0.0 | 0.0 | 0.0 | 0.0 | 0.0 | 0.0 |
| | | Pont de Claix | 0 | 0.0 | 0.0 | 0.0 | 0.0 | 0.0 | 0.0 | 0.0 |

21. MASCULIN NIVEAU2 11 + . SA_DA (individuels)

21.1. Résultats par équipes

| | Equipe | Club |  |  |  |  |  |  | Total |
|---|-------------|--------------------------------|---|---|--|---|---|---|-------|
| 1 | Rhodia club | 38--Rhodia-Club Gymnastique | 36.1 | 34.8 | 33.5 | 37.7 | 35.2 | 38.3 | 215.6 |
| 2 | Jonage | 38--Jonage gymnastique | 35.6 | 32.8 | 40.1 | 38.0 | 28.6 | 25.6 | 200.7 |

21.2. Résultats individuels


| | Gymnaste | Equipe | Anne e |  |  |  |  |  |  | Total |
|----|------------------------|------------------------------|-----------|---|--|---|---|---|---|-------|
| 1 | PEREZ KEVIN | Rhodia club | 1994 | 11.3 | 11.2 | 13.7 | 12.9 | 11.5 | 13.3 | 73.9 |
| 2 | LEREDOTTE RAPHAEL | Jonage | 2001 | 13.5 | 11.1 | 12.9 | 12.8 | 9.9 | 12.8 | 73.0 |
| 3 | GIUFFRIDA GUILLAUME | Jonage | 1994 | 10.6 | 11.9 | 13.4 | 12.9 | 10.3 | 12.8 | 71.9 |
| 4 | AFANASSIEFF TITOUAN | Rhodia club | 2002 | 12.6 | 11.7 | 11.7 | 12.4 | 11.4 | 11.4 | 71.2 |
| 5 | CLARET HUGO * | Crolles 1 (indiv) (indiv) | 2002 | 13.3 | 7.5 | 11.7 | 12.6 | 11.3 | 10.9 | 67.3 |
| 6 | QUIBLIER FRANCOIS | Rhodia club | 1993 | 12.2 | 11.9 | 0.0 | 12.4 | 12.3 | 13.6 | 62.4 |
| 7 | LEVICONTE EVANN | Jonage | 2002 | 11.5 | 9.8 | 13.8 | 12.3 | 8.4 | 0.0 | 55.8 |
| 8 | LAURIOL CORENTIN | Rhodia club | 2002 | 7.2 | 9.1 | 8.1 | 11.8 | 8.6 | 8.4 | 53.2 |
| 9 | BROTEL TRISTAN | Jonage | 1995 | 0.0 | 9.8 | 9.1 | 0.0 | 0.0 | 0.0 | 18.9 |
| 10 | | Jonage | 0 | 0.0 | 0.0 | 0.0 | 0.0 | 0.0 | 0.0 | 0.0 |
| | | Jonage | 0 | 0.0 | 0.0 | 0.0 | 0.0 | 0.0 | 0.0 | 0.0 |
| | * | Crolles 1 (indiv) (indiv) | 0 | 0.0 | 0.0 | 0.0 | 0.0 | 0.0 | 0.0 | 0.0 |
| | * | Crolles 1 (indiv) (indiv) | 0 | 0.0 | 0.0 | 0.0 | 0.0 | 0.0 | 0.0 | 0.0 |
| | * | Crolles 1 (indiv) (indiv) | 0 | 0.0 | 0.0 | 0.0 | 0.0 | 0.0 | 0.0 | 0.0 |
| | * | Crolles 1 (indiv) (indiv) | 0 | 0.0 | 0.0 | 0.0 | 0.0 | 0.0 | 0.0 | 0.0 |
| | * | Crolles 1 (indiv) (indiv) | 0 | 0.0 | 0.0 | 0.0 | 0.0 | 0.0 | 0.0 | 0.0 |
| | | Rhodia club | 0 | 0.0 | 0.0 | 0.0 | 0.0 | 0.0 | 0.0 | 0.0 |
| | | Rhodia club | 0 | 0.0 | 0.0 | 0.0 | 0.0 | 0.0 | 0.0 | 0.0 |

22. FEMININ NIVEAU5 11-18 ans . SA_DA (individuels)

22.1. Résultats par équipes





| | Equipe | Club |  |  |  |  | Total |
|---|----------------|---|--|---|---|---|-------|
| 1 | Voreppe | 38--Vaillante de Voreppe | 44.9 | 42.0 | 42.9 | 44.3 | 174.1 |
| 2 | Sablons | 38--Sablons | 42.5 | 40.4 | 41.5 | 42.9 | 167.3 |
| 3 | La Tour du Pin | 38--L'alerte gymnastique la tour du pin | 41.0 | 38.2 | 38.0 | 40.1 | 157.3 |
| 4 | Domène | 38--Etoile sportive doménoise | 40.7 | 33.5 | 39.6 | 41.6 | 155.4 |

22.2. Résultats individuels





| | Gymnaste | Equipe | Annee |  |  |  |  | Total |
|----|------------------------|----------------|-------|--|---|---|---|-------|
| 1 | SCHMITT DIANE | Voreppe | 2003 | 11.3 | 11.1 | 11.2 | 10.7 | 44.3 |
| 2 | CHAPIGNAC CELIA | Sablons | 2005 | 10.6 | 10.7 | 11.2 | 11.5 | 44.0 |
| 3 | BIGILLON LEANE | Voreppe | 2006 | 11.1 | 10.7 | 10.8 | 11.1 | 43.7 |
| 4 | RAULT ALEXANDRA | Sablons | 2003 | 11.0 | 11.3 | 10.3 | 10.8 | 43.4 |
| 5 | TARGHAOUI CHIMENE | Voreppe | 2005 | 11.2 | 10.3 | 10.0 | 10.7 | 42.2 |
| 6 | MICHEL LILWEEN | Voreppe | 2008 | 10.4 | 9.9 | 10.4 | 11.1 | 41.8 |
| 7 | VALLIN VICTORIA | Voreppe | 2004 | 11.3 | 8.3 | 10.5 | 11.4 | 41.5 |
| 8 | RUEDAS CANADAS TIFANNY | Domène | 2003 | 11.0 | 10.0 | 10.2 | 10.2 | 41.4 |
| 9 | BINDI CELIA | Domène | 2004 | 9.6 | 9.1 | 10.9 | 10.9 | 40.5 |
| 10 | DANJOUX MELOE | La Tour du Pin | 2006 | 9.9 | 9.2 | 10.7 | 9.8 | 39.6 |
| 11 | CHARDONNET PERRINE | La Tour du Pin | 2006 | 11.0 | 9.4 | 9.6 | 9.2 | 39.2 |
| 12 | CECILLON MAINA | La Tour du Pin | 2006 | 9.6 | 9.9 | 9.2 | 10.3 | 39.0 |
| 13 | DENISET FANCHON | Sablons | 2006 | 10.2 | 9.3 | 10.2 | 8.8 | 38.5 |
| 14 | GAUTHERON CLARA | Sablons | 2002 | 8.9 | 9.1 | 9.8 | 10.6 | 38.4 |
| 15 | KRASS LISA | La Tour du Pin | 2006 | 9.9 | 9.7 | 7.6 | 9.7 | 36.9 |
| 16 | CLAPPAZ LOLA | Sablons | 2004 | 10.6 | 8.0 | 9.6 | 8.6 | 36.8 |
| 17 | COSTE AMELISSE | Sablons | 2002 | 10.3 | 7.3 | 9.1 | 10.0 | 36.7 |
| 18 | CASALI CLEO | Domène | 2002 | 10.8 | 6.0 | 8.7 | 11.0 | 36.5 |
| 19 | ANGELINI MILLA | La Tour du Pin | 2003 | 10.2 | 7.2 | 8.5 | 10.3 | 36.2 |
| 20 | REBILLARD ALINE | Domène | 2004 | 9.2 | 7.5 | 9.6 | 9.3 | 35.6 |
| 21 | LEMAILLE EMILIA | Domène | 2003 | 8.3 | 6.9 | 8.9 | 7.7 | 31.8 |
| 22 | BOUJARD ASTRID | Domène | 2001 | 9.3 | 3.9 | 8.5 | 9.5 | 31.2 |
| 23 | | La Tour du Pin | 0 | 0.0 | 0.0 | 0.0 | 0.0 | 0.0 |
| | FICARELLI ANGELA | Voreppe | 2005 | 0.0 | 0.0 | 0.0 | 0.0 | 0.0 |

23. FEMININ NIVEAU6 11-18 ans . SA_DA (individuels)

23.1. Résultats par équipes








| | Equipe | Club |  |  |  |  | Total |
|---|-------------------|------------------------------------|--|---|---|---|-------|
| 1 | Seyssins | 38--CLUB GYMNASTIQUE SEYSSINS | 41.1 | 40.6 | 43.7 | 42.7 | 168.1 |
| 2 | St Martin d Hères | 38--ESSM GYMNASTIQUE | 40.5 | 42.4 | 42.1 | 42.8 | 167.8 |
| 3 | Pont de Claix | 38--Pont de claix amicale gymnique | 41.5 | 38.6 | 38.7 | 42.1 | 160.9 |
| 4 | Nivolas Vermelle | 38--Nivolas alep espoir gymnique | 38.5 | 40.4 | 39.4 | 39.6 | 157.9 |
| 5 | Diémoise | 38--GYM DIEMOISE | 39.5 | 38.9 | 37.9 | 40.2 | 156.5 |

23.2. Résultats individuels








| | Gymnaste | Equipe | Annee |  |  |  |  | Total |
|----|------------------------|-------------------|-------|--|---|---|---|-------|
| 1 | PENY ALICE | Seyssins | 2003 | 10.5 | 9.9 | 11.2 | 10.6 | 42.2 |
| 2 | GUERBAA RANIA | St Martin d Hères | 2007 | 10.8 | 10.4 | 10.4 | 10.4 | 42.0 |
| 3 | DUVAL JEANNE | St Martin d Hères | 2006 | 10.0 | 9.8 | 11.1 | 10.9 | 41.8 |
| 4 | GILOTIN LOUANE | St Martin d Hères | 2006 | 10.0 | 10.6 | 10.5 | 10.6 | 41.7 |
| 5 | LUPPI LUCIE | Seyssins | 2001 | 9.8 | 10.5 | 11.4 | 9.9 | 41.6 |
| 6 | YILDIRIM MELTEM | Seyssins | 2002 | 10.3 | 10.2 | 9.5 | 11.0 | 41.0 |
| 7 | JANICHON LOU ANNE | Nivolas Vermelle | 2005 | 9.8 | 10.5 | 10.5 | 10.0 | 40.8 |
| 8 | SCARINGELLA NAOMY | Pont de Claix | 2003 | 10.1 | 10.0 | 9.6 | 10.6 | 40.3 |
| | VITRY MORGANE | Diémoise | 2006 | 9.8 | 9.8 | 10.4 | 10.3 | 40.3 |
| 10 | POUCHET TIFAINE | Diémoise | 2004 | 10.0 | 10.2 | 9.4 | 10.3 | 39.9 |
| 11 | DESROCHES LAURA | Seyssins | 2002 | 8.9 | 10.0 | 10.1 | 10.8 | 39.8 |
| 12 | LEMEN MAELLE | Nivolas Vermelle | 2008 | 9.5 | 9.8 | 10.0 | 10.3 | 39.6 |
| 13 | GIROFLET AMELIE | Seyssins | 2001 | 10.5 | 8.2 | 11.0 | 9.8 | 39.5 |
| 14 | PLOTEAU SIDONIE | St Martin d Hères | 2006 | 9.0 | 10.9 | 10.1 | 9.4 | 39.4 |
| 15 | TAGUI NORA | St Martin d Hères | 2003 | 9.6 | 10.5 | 9.3 | 9.9 | 39.3 |
| | JAILLOT AMELIE | Nivolas Vermelle | 2004 | 9.4 | 10.4 | 9.1 | 10.4 | 39.3 |
| 17 | LEFORESTIER CAMILLE | Pont de Claix | 2006 | 9.7 | 8.9 | 10.5 | 10.1 | 39.2 |
| 18 | TRAPAND MAELYS | Pont de Claix | 2005 | 10.0 | 10.0 | 8.3 | 10.8 | 39.1 |
| 19 | GABREL MARTA | St Martin d Hères | 2004 | 9.7 | 9.6 | 8.7 | 10.9 | 38.9 |
| 20 | BONNAL CLEMENTINE | Diémoise | 2007 | 10.5 | 9.6 | 8.5 | 9.6 | 38.2 |
| 21 | BAUDEUF CHLOE | Pont de Claix | 2005 | 10.2 | 9.7 | 9.6 | 8.2 | 37.7 |
| 22 | NICAISE LUCILE | Pont de Claix | 2004 | 9.0 | 8.9 | 9.0 | 10.6 | 37.5 |
| 23 | ROLLAND MUQUET PERRINE | Seyssins | 2002 | 9.8 | 8.7 | 7.9 | 10.3 | 36.7 |
| 24 | BOSMORIN LUCIE | Diémoise | 2006 | 9.2 | 9.3 | 8.7 | 9.2 | 36.4 |
| 25 | PERROT MARIE | Nivolas Vermelle | 2003 | 9.3 | 9.7 | 9.8 | 7.5 | 36.3 |
| 26 | DABIR OCEANE | Pont de Claix | 2006 | 11.2 | 6.8 | 8.7 | 8.7 | 35.4 |
| 27 | PILET MADELEINE | Diémoise | 2004 | 8.8 | 8.4 | 9.4 | 8.6 | 35.2 |
| 28 | SEMANAS PAULINE | Nivolas Vermelle | 2007 | 9.8 | 6.3 | 8.3 | 8.9 | 33.3 |
| 29 | LENCZIKI RISO FLAVIE | Diémoise | 2003 | 0.0 | 0.0 | 0.0 | 10.0 | 10.0 |
| 30 | ARNAL MARION | Nivolas Vermelle | 2005 | 0.0 | 0.0 | 0.0 | 0.0 | 0.0 |

24. MASCULIN NIVEAU3 11 + . SA_DA (individuels)

24.1. Résultats par équipes







| | Equipe | Club |  |  |  |  |  |  |  | Total |
|---|--------|-------------------------------|---|---|--|---|---|---|---|-------|
| 1 | Domène | 38--Etoile sportive doménoise | 30.5 | 13.7 | 21.5 | 32.8 | 24.9 | 26.1 | | 149.5 |

24.2. Résultats individuels







| | Gymnaste | Equipe | Année |  |  |  |  |  |  |  | Total |
|---|-----------------|--------|-------|---|--|---|---|---|---|---|-------|
| 1 | URSINI BENOIT | Domène | 1995 | 12.7 | 6.8 | 12.6 | 12.3 | 7.2 | 9.9 | 61.5 | |
| 2 | AMOUROUX ROMAIN | Domène | 2002 | 7.9 | 5.2 | 8.9 | 10.8 | 8.7 | 8.8 | 50.3 | |
| 3 | DESHIERE ROMAIN | Domène | 1984 | 9.9 | 1.7 | 0.0 | 9.7 | 9.0 | 7.4 | 37.7 | |
| 4 | | Domène | 0 | 0.0 | 0.0 | 0.0 | 0.0 | 0.0 | 0.0 | 0.0 | |
| | | Domène | 0 | 0.0 | 0.0 | 0.0 | 0.0 | 0.0 | 0.0 | 0.0 | |
| | | Domène | 0 | 0.0 | 0.0 | 0.0 | 0.0 | 0.0 | 0.0 | 0.0 | |

25. MASCULIN NIVEAU5 7-10 ans . SA_DA (individuels)

25.1. Résultats par équipes

| | Equipe | Club |  |  |  |  |  |  | Total |
|---|---------------|------------------------------------|---|---|--|---|---|---|-------|
| 1 | Pont de Claix | 38--Pont de claix amicale gymnique | 40.8 | 39.5 | 33.3 | 38.2 | 43.1 | 41.4 | 236.3 |
| 2 | Jonage | 38--Jonage gymnastique | 35.6 | 34.6 | 33.4 | 36.4 | 42.0 | 37.3 | 219.3 |

25.2. Résultats individuels

| | Gymnaste | Equipe | Annee |  |  |  |  |  |  | Total |
|----|------------------|---------------|-------|---|--|---|---|---|---|-------|
| 1 | BONAFOS YLHAN | Pont de Claix | 2009 | 10.8 | 11.0 | 7.7 | 10.2 | 11.4 | 10.4 | 61.5 |
| 2 | CHILTON BENJAMIN | Pont de Claix | 2009 | 10.7 | 9.7 | 8.3 | 9.9 | 10.9 | 10.7 | 60.2 |
| 3 | COLOMBO ENZO | Jonage | 2011 | 10.1 | 8.6 | 9.6 | 9.5 | 11.4 | 9.9 | 59.1 |
| 4 | GOSSELIN HIMAL | Pont de Claix | 2009 | 9.7 | 9.3 | 9.0 | 8.9 | 11.4 | 9.6 | 57.9 |
| 5 | LAPERLE DORIAN | Pont de Claix | 2009 | 9.6 | 9.5 | 8.3 | 9.2 | 9.3 | 10.7 | 56.6 |
| 6 | RAPOSO LEANDRE | Jonage | 2010 | 8.1 | 9.0 | 7.5 | 9.1 | 10.1 | 10.2 | 54.0 |
| 7 | LACOMBE HADRIEN | Jonage | 2011 | 6.1 | 8.7 | 9.1 | 8.7 | 10.6 | 8.9 | 52.1 |
| 8 | BOUSBIH YOUNES | Pont de Claix | 2012 | 8.8 | 8.4 | 7.4 | 8.4 | 9.4 | 9.3 | 51.7 |
| 9 | HOUSSEBAY JORIS | Jonage | 2011 | 9.0 | 8.3 | 6.7 | 8.8 | 9.9 | 8.3 | 51.0 |
| 10 | LAVOLLEE UGO | Jonage | 2011 | 8.4 | 7.8 | 5.4 | 9.0 | 7.9 | 7.8 | 46.3 |
| 11 | LEMOINE LOUIS | Jonage | 2011 | 5.4 | 7.2 | 7.2 | 8.5 | 8.4 | 6.3 | 43.0 |
| 12 | | Pont de Claix | 0 | 0.0 | 0.0 | 0.0 | 0.0 | 0.0 | 0.0 | 0.0 |