









Résultats de la compétition
Demi-finales nationales G2 UFOLEP
St Genis les Ollières / Brindas
7 et 8 mai 2022

1. FEMININ NIVEAU6 11-15 ans . SA_DA (individuels)

1.1. Résultats par équipes

	Equipe	Club					Total
1	Loriol	26--Groupe omnisports loriolais (gol)	44.1	45.4	45.1	42.9	177.5
2	Cuisery	69--ESPACE GYM CUISERY	43.3	44.4	44.0	42.9	174.6
3	Aix les bains 2	73--UNION GYMNIQUE	43.8	44.7	42.9	41.3	172.7
4	Pont de Beauvoisin 2	38--La Sentinelle	41.9	42.2	43.3	44.1	171.5
5	St just st rambert	42--Fjep st-just st-rambert	40.9	44.1	42.5	41.6	169.1
6	Crolles 3	38--Gym et rythme crolles	37.9	43.8	43.6	42.0	167.3
7	Le chambon feugerolle	42--La liberte le chambon feugerolle	43.0	42.3	39.4	41.2	165.9
8	St Rambert d Albon 2	26--ASCR Gym	41.5	41.5	41.8	40.6	165.4
9	Meyzieu	69--Meyzieu Gym	39.4	42.8	40.7	39.5	162.4
10	Crest	26--Us crétoise gymnastique	39.0	41.0	39.3	40.3	159.6
11	Anse	69--Jeunesse ansoise	41.0	39.7	37.4	41.1	159.2
12	Aubagne Gym	13--Aubagne gym	38.6	40.9	40.5	38.6	158.6
13	Pont de Beauvoisin	38--La Sentinelle	38.3	38.1	38.3	43.6	158.3
14	Privas	7--Sc privas gym	37.5	35.0	40.7	41.4	154.6
15	UGVH Aubagne	13--UGVH	37.1	39.0	38.9	38.2	153.2
16	Tullins	38--La Vaillante de Tullins	38.5	37.4	36.7	38.6	151.2

1.2. Résultats individuels

	Gymnaste	Equipe	Annee					Total
1	DAVO ROMANE	Loriol	2009	11.2	11.4	11.5	10.9	45.0
2	WALLOIS MELINA	Loriol	2010	11.0	11.3	11.5	11.1	44.9
3	PLANTIN CLARA	Cuisery	2009	11.1	11.1	11.1	11.5	44.8
4	HELPER LILOU	Loriol	2009	11.1	11.4	11.2	10.8	44.5
5	KEIGNART ALINE	Crolles 3	2007	10.7	11.0	11.1	11.2	44.0
	HOJBOTA DANIELA	Aix les bains 2	2009	10.8	11.2	10.8	11.2	44.0
7	SCIBETTA MARYNE	Pont de Beauvoisin 2	2009	10.9	10.4	11.3	11.3	43.9
	DUSSERRE NINON	Cuisery	2009	11.1	11.2	11.3	10.3	43.9
9	BUSSON TYFENE	Aix les bains 2	2010	10.8	11.5	11.0	10.4	43.7
10	DE BORAS ALYSSA	St Rambert d Albon 2	2009	10.9	11.1	10.8	10.7	43.5
	FINOT LEA	Cuisery	2007	11.1	11.3	10.7	10.4	43.5
12	PAPE TIFENN	Pont de Beauvoisin 2	2009	10.9	10.4	11.0	11.1	43.4
13	VERSANNE ELEA	Le chambon feugerolle	2010	11.0	10.9	10.3	10.9	43.1
14	BROSSARD LENA	Anse	2009	10.5	11.4	10.3	10.6	42.8
	BREUIL LISA	St just st rambert	2007	10.6	10.8	10.9	10.5	42.8
16	MARQUES MAEVA	Anse	2009	10.7	11.0	10.4	10.6	42.7
	JAMMES CHARLINE	St just st rambert	2008	10.4	10.7	10.8	10.8	42.7
18	NOE-PICHELIN TAHIA	Aix les bains 2	2010	11.1	10.9	10.7	9.9	42.6
19	GUIGNON LOANE	Loriol	2009	10.4	11.1	10.9	10.1	42.5
20	BOUALLAG CRESPEL LUCIE	Pont de Beauvoisin 2	2008	9.8	10.6	10.7	11.3	42.4
21	DERDERIAN LILY	Loriol	2010	10.8	11.3	10.1	10.1	42.3
22	JOUNAULT MAE	Tullins	2008	10.2	10.7	10.8	10.5	42.2
23	PAPET MAELYS	Pont de Beauvoisin 2	2008	10.3	10.8	10.3	10.4	41.8
	GADY CONSTANCE	Cuisery	2007	10.0	10.8	10.6	10.4	41.8
25	TORRES LOLA	UGVH Aubagne	2009	10.2	10.5	10.5	10.5	41.7
	JAGGI MAELYS	Aix les bains 2	2010	11.0	11.1	10.4	9.2	41.7

27	PRADIER GONNET YSALIS	St just st rambert	2008	9.3	11.4	10.5	10.4	41.6
	FOICHAT LOU	Aix les bains 2	2010	10.6	10.9	10.3	9.8	41.6
29	BOUALLAG CRESPEL LOANE	Pont de Beauvoisin	2006	9.6	10.5	11.3	10.1	41.5
	REY LOU	Le chambon feugerolle	2009	11.0	10.2	9.9	10.4	41.5
31	CHAIA JENNA	Meyzieu	2007	10.1	11.1	10.6	9.5	41.3
32	PETITJEAN FANTINE	Cuisery	2006	9.8	10.7	10.9	9.7	41.1
33	THIRIOT LÉA	St Rambert d Albon 2	2010	10.6	10.0	10.3	10.1	41.0
	BREDUILLIEARD MAELLE	Loriol	2009	10.7	11.2	9.6	9.5	41.0
	NOUVEL CALIXTE	Cuisery	2009	9.9	10.6	9.9	10.6	41.0
36	BONNET LILOU	Privas	2010	9.8	9.4	10.9	10.7	40.8
37	MANOUVRIER LISA	St Rambert d Albon 2	2010	10.4	10.9	9.7	9.7	40.7
38	DUPORT CHLOE	St just st rambert	2007	9.5	10.8	10.3	9.9	40.5
	GUARNERI LOUANE	Le chambon feugerolle	2009	10.6	10.9	9.4	9.6	40.5
	DELBARRE BEGOT IRIS	Aix les bains 2	2009	10.9	10.3	9.8	9.5	40.5
41	ARCHINARD RUBIE	Crest	2009	9.9	10.9	9.2	10.4	40.4
	BRIAT-MULLER MANON	Crest	2009	10.0	10.3	9.8	10.3	40.4
43	SAUVE HELOISE	St just st rambert	2006	10.4	11.1	9.1	9.7	40.3
	MARCELINO ANAELLE	Meyzieu	2006	9.9	10.1	10.5	9.8	40.3
45	MORATA JULIE	UGVH Aubagne	2008	9.4	9.5	10.5	10.8	40.2
	LANGLOIS MEI LINH	Le chambon feugerolle	2009	10.4	10.3	9.2	10.3	40.2
47	RICHARD AMELIE	Meyzieu	2007	9.0	10.7	9.5	10.9	40.1
48	FAURE LILY	Crest	2009	9.6	10.9	9.6	9.6	39.7
49	DESBIOLLE ANAIS	Crolles 3	2006	8.2	11.2	9.5	10.6	39.5
50	PIAZZA CARLA	Aubagne Gym	2007	9.0	10.6	10.8	9.0	39.4
51	CHAPIGNAC LAUREEN	St Rambert d Albon 2	2009	9.1	9.5	10.6	10.1	39.3
52	GRANCHI LORINE	UGVH Aubagne	2008	9.1	11.0	9.3	9.8	39.2
53	MARRET OKSANNA	Crolles 3	2006	9.1	10.7	9.2	10.1	39.1
	DONNAT MARGAUX	Aubagne Gym	2008	9.4	10.5	9.7	9.5	39.1
55	FREVILLE SARAH	Crolles 3	2009	9.1	10.9	10.4	8.4	38.8
	LOIODICE LEA	Aubagne Gym	2007	9.2	10.1	9.7	9.8	38.8
	CHAUDIER ALEXIA	Le chambon feugerolle	2009	10.3	10.0	9.6	8.9	38.8
	BRAHMI KELLA	Meyzieu	2009	9.9	10.5	9.1	9.3	38.8
59	DELAVAL SALOME	Tullins	2008	8.9	11.1	9.3	9.4	38.7
60	PRIMARD ELOISE	Pont de Beauvoisin	2006	8.9	9.9	8.9	10.8	38.5
61	AUDIBERT GIULIA	Aubagne Gym	2008	10.2	8.9	9.6	9.7	38.4
62	KUENTZ LEONIE	Crolles 3	2007	9.0	7.8	11.5	9.8	38.1
63	BOUANANI DOUNIA	Meyzieu	2006	9.1	10.5	10.1	8.3	38.0
64	BANCHET VALENTINE	Aubagne Gym	2006	9.8	9.7	9.6	8.8	37.9
65	RAVET MANON	Anse	2010	9.8	8.7	9.5	9.6	37.6
	BLANC MATHIEU MANON	Pont de Beauvoisin	2006	9.6	9.3	7.8	10.9	37.6
	JACQUINOT LUCILLE	Pont de Beauvoisin	2007	9.3	8.4	8.9	11.0	37.6
68	BEAUFILS CHLOE	Crest	2010	9.3	8.2	10.0	9.9	37.4
	KEDIDA SELMA	Meyzieu	2007	9.5	10.2	8.8	8.9	37.4
70	GUELI CELIA	Aubagne Gym	2008	9.0	8.2	10.3	9.6	37.1
71	LACOMBE SARAH	Le chambon feugerolle	2009	9.4	9.1	9.6	8.9	37.0
72	DUCOIN LYANA	St Rambert d Albon 2	2008	9.6	8.7	10.1	8.5	36.9
	ANNESTAY IRIS	Crest	2010	9.5	8.6	9.9	8.9	36.9
74	OLIGO MAYLEE	Privas	2008	8.7	6.4	10.7	10.9	36.7
75	PAGAY KAREN	Pont de Beauvoisin	2007	9.8	6.5	9.2	10.9	36.4
76	BAUDY ORLANE	Anse	2006	10.0	8.6	7.2	10.3	36.1
77	BOUDOYEN ENORA	Privas	2006	8.2	10.0	9.1	8.5	35.8
78	MOUILLON CASSANDRA	Tullins	2010	9.8	8.3	7.6	9.6	35.3
79	LIENARD MARGOT	St Rambert d Albon 2	2008	8.3	8.5	9.2	9.0	35.0
	PAIXAO MAEE	Crest	2009	9.2	8.9	7.2	9.7	35.0
81	FULLANA / DURA JOHANA	UGVH Aubagne	2007	8.4	8.0	8.6	7.1	32.1
82	RANC CELENA	Tullins	2010	9.6	4.2	8.8	9.1	31.7

83	XIONG KALIE	Privas	2021	10.8	0.0	9.7	11.1	31.6
84	LESTRA LISA	Crolles 3	2008	0.0	10.3	10.6	10.1	31.0
85	COMBE MAYA	Tullins	2008	7.6	7.3	7.6	8.3	30.8
86	LADSIMI BARTA	Tullins	2008	8.1	6.6	7.8	8.0	30.5
87	DEDEYNE SASHA	Privas	2010	0.0	8.8	9.4	8.5	26.7
88	VEY PAULINE	Privas	2009	0.0	6.8	7.3	8.7	22.8

2. FEMININ NIVEAU4 11-18 ans . SA_DA (individuels)

2.1. Résultats par équipes

	Equipe	Club					Total
1	Loriol	26--Groupe omnisports loriolais (gol)	32.8	38.6	36.4	36.3	144.1
2	Belleville sur saone	69--Gym club belleville beaujolais	33.2	38.6	34.8	35.5	142.1
3	Marseille Montredon	13--Association Gymnique Montredon	33.6	35.2	35.3	37.8	141.9
4	St Martin d hères	38--ESSM GYMNASIQUE	32.4	36.5	36.1	35.3	140.3
5	Voreppe	38--Voreppe Foxes	32.4	36.9	34.5	34.4	138.2
6	Heyrieux	38--J.A.Heyrieux Gymnastique Sportive	32.4	36.2	31.9	36.8	137.3
7	Gardanne	13--Gardanne	31.6	36.7	33.2	34.0	135.5
8	La tour du pin	38--L'alerte gymnastique la tour du pin	31.3	37.4	33.2	33.3	135.2
9	Vaugneray	69--Union sportive de l'ouest lyonnais	32.2	35.4	32.4	33.9	133.9
10	Irigny	69--Amicale laique irigny	30.4	35.4	33.2	34.0	133.0
11	St Rambert d Albon	26--ASCR Gym	31.9	33.3	33.0	34.6	132.8
12	Martigues	13--Sports loisirs culture Martigues	30.8	32.7	34.7	34.0	132.2
13	Riorges	42--Olympique riorges gymnastique	32.0	35.4	30.2	33.2	130.8
14	Jonage	38--Jonage gymnastique	31.2	32.1	32.1	32.7	128.1
15	Limonest	69--A.S.C.J.L. Limonest	32.1	25.5	30.8	33.1	121.5

2.2. Résultats individuels

	Gymnaste	Equipe	Annee					Total
1	VIOUJAS CHARLINE	Loriol	2008	10.9	12.9	12.7	12.6	49.1
2	AMRAOUI JADE	St Martin d hères	2006	11.0	12.1	12.4	12.2	47.7
3	PION LOU	Loriol	2004	10.6	13.2	11.4	12.4	47.6
	SPATOLA LAURA	Marseille Montredon	2005	12.0	11.8	11.1	12.7	47.6
5	LOEUILLET ATENAIS	Heyrieux	2007	11.1	12.9	11.0	12.5	47.5
6	RIABI KENZA	Marseille Montredon	2007	11.1	11.5	11.3	12.8	46.7
	LAGHOUATI SIRHIANE	Gardanne	2007	10.8	12.1	11.8	12.0	46.7
8	OUNASSE NOHA	Marseille Montredon	2009	10.5	11.9	12.3	11.9	46.6
	DALLA COSTA NINON	Belleville sur saone	2004	11.0	12.3	11.5	11.8	46.6
10	BRUNET TIFFANY	Belleville sur saone	2004	11.0	13.3	12.0	10.1	46.4
11	CHAPOUTIER MAUD	Belleville sur saone	2010	10.7	13.0	10.6	12.0	46.3
12	BOURDON CLARIE	Belleville sur saone	2005	11.2	12.3	11.0	11.7	46.2
13	BIGILLON LEANE	Voreppe	2006	10.9	12.1	11.3	11.8	46.1
14	EGHA AGHE MAELYS	Heyrieux	2005	11.0	12.3	9.9	12.7	45.9
	MICHEL LILWENN	Voreppe	2008	10.6	12.5	11.4	11.4	45.9
16	CHARDONNET ROXANE	La tour du pin	2004	10.7	12.3	11.0	11.8	45.8
	TOURLOUR LILOU	Vaugneray	2006	11.0	11.9	10.8	12.1	45.8
18	ZAWOL SAMANTHA	Belleville sur saone	2004	10.9	12.0	11.3	11.5	45.7
	SCHMITT DIANE	Voreppe	2003	10.9	12.3	11.3	11.2	45.7
20	LE FUSTEC MANON	Martigues	2007	10.4	12.2	11.3	11.7	45.6
21	UNY LOUANE	Loriol	2004	10.3	12.5	11.4	11.3	45.5

22	TAVERNIER MARGO	St Rambert d Albon	2009	11.1	11.6	10.3	12.3	45.3
	DRUSAP MATHILDE	St Martin d hères	2008	10.0	12.5	11.7	11.1	45.3
24	BOINAIDI OXANA	Marseille Montredon	2007	10.2	11.5	11.0	12.3	45.0
25	LOPEZ MAE	Loriol	2007	11.1	11.1	12.0	10.7	44.9
	BOST SYRIELLE	Riorges	2004	10.9	12.3	9.2	12.5	44.9
27	CHAPIGNAC CÉLIA	St Rambert d Albon	2005	10.0	11.0	11.6	12.0	44.6
	BOUKHNOUCH SALMA	Jonage	2006	10.5	10.6	11.5	12.0	44.6
	NAFTEUX LUCILE	Gardanne	2004	10.6	12.0	10.3	11.7	44.6
30	ZIAT SARA	St Martin d hères	2006	9.8	11.6	12.0	11.0	44.4
31	HATZICONSTANTINOU TESSA	St Martin d hères	2008	9.8	11.9	11.1	11.1	43.9
32	LE BARSE CASSANDRE	La tour du pin	2006	9.2	12.2	10.4	12.0	43.8
	BEN ELKRAFI CHAMA	St Martin d hères	2008	10.7	10.0	11.7	11.4	43.8
34	ROUSSET FAVIER JUSTINE	St Martin d hères	2003	10.7	10.0	11.3	11.7	43.7
35	SANCHEZ AUREANE	Irigny	2004	9.2	11.8	10.4	11.6	43.0
	SAVOYAT MAELYS	Irigny	2006	9.9	12.4	8.9	11.8	43.0
	AUCLAIR JADE	Riorges	2006	9.8	12.3	11.1	9.8	43.0
	SERVOUZE CLARA	Vaugneray	2007	10.6	11.7	9.9	10.8	43.0
39	WANNIN FLORA	La tour du pin	2004	10.1	12.9	10.3	9.5	42.8
40	ODO LEONIE	Irigny	2006	10.4	10.1	11.5	10.6	42.6
41	SPIRA KERBRAT KEREN	Gardanne	2005	9.8	12.6	11.1	9.0	42.5
42	KRITTER HANAE	Voreppe	2009	9.8	9.8	11.8	10.9	42.3
43	GARNIER CARLA	Loriol	2004	10.5	11.9	10.7	9.1	42.2
44	AVIGNON JADE	St Rambert d Albon	2007	10.8	10.7	10.1	10.3	41.9
	BENTIN INES	Limonest	2005	10.2	10.8	10.5	10.4	41.9
46	NASCIMIENTO DE SOUZA VANUBIA	Jonage	2006	10.4	11.3	9.5	10.6	41.8
47	KRASS LISA	La tour du pin	2006	10.5	11.9	10.6	8.6	41.6
	LYANT EMMA	Vaugneray	2008	10.6	9.5	10.5	11.0	41.6
49	CRIADO ALICIA	Martigues	2004	9.4	10.7	11.8	9.6	41.5
50	ARATA LOUANE	Martigues	2004	10.2	8.4	11.6	11.1	41.3
51	VAQUER AMBRINE	Vaugneray	2006	10.2	11.2	11.1	8.7	41.2
52	PERIGARD ANAIS	Heyrieux	2008	10.1	11.0	8.9	11.0	41.0
53	MOKKEDEM SALOME	Riorges	2005	10.8	9.6	9.8	10.7	40.9
54	RICOU LOU ANN	Jonage	2005	10.3	9.4	11.0	10.1	40.8
	COULOT NOELIE	Martigues	2004	10.2	8.2	11.2	11.2	40.8
	TARGHAOU CHIMENE	Voreppe	2005	10.4	11.7	9.8	8.9	40.8
57	DANJOUX MELOE	La tour du pin	2006	9.6	10.6	11.6	8.9	40.7
	BOQUET EVE	Gardanne	2005	9.9	11.0	9.5	10.3	40.7
59	MADAU ELLA	Martigues	2006	10.1	9.8	11.3	9.4	40.6
60	HEUB EMELINE	Gardanne	2005	10.2	10.0	10.3	10.0	40.5
61	MOULIN ANNA	Riorges	2007	10.3	10.8	9.3	9.6	40.0
	NAAINIA INES	Marseille Montredon	2008	10.0	7.1	11.7	11.2	40.0
	LATRECHE AMBRE	Heyrieux	2008	10.3	7.1	11.0	11.6	40.0
64	SIN LOAN	Riorges	2006	10.2	9.9	9.3	10.0	39.4
65	COLOMBO ELISA	Limonest	2005	10.3	8.8	10.3	9.7	39.1
66	DENISET FANCHON	St Rambert d Albon	2006	10.0	8.0	11.1	9.8	38.9
67	ANSELME JULIE	Jonage	2006	9.7	10.2	9.6	8.8	38.3
68	RION CHARLOTTE	Limonest	2005	11.2	5.9	9.5	11.3	37.9
69	ARDIET FAUSTINE	Irigny	2005	10.1	11.2	6.8	9.5	37.6
70	RENDU TESS	Limonest	2004	10.6	5.8	10.0	11.1	37.5
71	CHELLE MAËNA	Martigues	2006	9.8	2.2	11.0	9.7	32.7
72	FAURIEL SALOME	Loriol	2003	10.8	10.1	11.7	0.0	32.6
	MAGAND LIINA	Limonest	2005	9.5	2.6	9.8	10.7	32.6
74	VARRY LILOU	Vaugneray	2004	10.0	11.8	10.5	0.0	32.3
75	GONIN VICTORIA	Vaugneray	2005	9.0	2.0	10.3	9.5	30.8

76	HONTAAS-BERTHOUX LILLOU	Limonest	2004	9.6	1.3	9.2	10.2	30.3
77	HENRY CLARA	Voreppe	2008	10.5	11.0	8.4	0.0	29.9
78	BOULANGER CARLA	Irigny	2005	9.4	0.0	10.0	7.3	26.7
79	NOEL OLIVIA	Irigny	2006	0.0	6.8	11.3	0.0	18.1
80	MARTIN ELSA	Heyrieux	2008	0.0	0.0	0.0	0.0	0.0

3. FEMININ NIVEAU5 11 + . SA_DA (individuels)

3.1. Résultats par équipes

	Equipe	Club					Total
1	St laurent du pont	38--La Cartusienne	42.8	44.4	43.6	45.1	175.9
2	Le chambon feugerolle	42--La liberte le chambon feugerolle	43.1	43.6	42.7	44.8	174.2
3	Echirolles	38--Amicale laique echirolles gymnastique	39.9	43.5	44.9	44.4	172.7
4	Bron	69--Amicale Laïque de Bron	38.9	42.6	42.7	41.4	165.6
5	La tour du pin	38--L'alerte gymnastique la tour du pin	41.0	42.3	40.4	41.7	165.4
6	Carnoux Cassis	13--Carnoux - Cassis	41.9	39.3	42.6	41.4	165.2
7	UGVH Aubagne	13--UGVH	38.7	43.3	40.2	42.6	164.8
8	Crest	26--Us crétoise gymnastique	38.7	41.2	40.9	42.0	162.8
9	St Priest	69--Gymnique association saint priest	40.0	41.0	37.7	37.9	156.6
10	Montelimar	26--Montelimar	30.4	31.8	27.9	30.5	120.6

3.2. Résultats individuels

	Gymnaste	Equipe	Annee					Total
1	MAZABRARD JULIE	St laurent du pont	1999	11.2	11.3	12.1	11.6	46.2
2	SALOMON MAEVANE	St laurent du pont	2007	11.2	10.9	11.7	11.8	45.6
3	VICHERD CANDICE	La tour du pin	1998	10.2	11.6	11.4	11.6	44.8
4	PICCOLO COLINE	Le chambon feugerolle	2003	11.0	11.3	10.9	11.5	44.7
5	DE PARSCAU VICTOIRE	La tour du pin	2002	10.1	11.8	10.9	11.7	44.5
6	GUILLEMIN MATHILDE	Echirolles	2002	10.0	11.6	10.8	11.3	43.7
7	ZUMMO EMMA	Le chambon feugerolle	2006	10.7	10.9	10.4	11.1	43.1
	NOYER GAELLE	Montelimar	2000	11.1	10.1	10.1	11.8	43.1
9	LEFEBVRE SOLENE	Echirolles	1995	10.2	11.0	11.1	10.6	42.9
10	LE METAYER SOLENN	UGVH Aubagne	1996	10.5	11.0	10.5	10.7	42.7
	OUDICH AMELLE MARIE	Le chambon feugerolle	2007	10.6	10.0	11.0	11.1	42.7
12	ROLLAND CINDY	Crest	2000	10.6	10.8	10.0	11.1	42.5
	HAMIDI AMBRINE	Le chambon feugerolle	2007	10.8	11.2	10.1	10.4	42.5
14	EPALLE ENOLA	Le chambon feugerolle	2002	10.5	10.2	10.4	11.0	42.1
15	LOTITO LEONIE	St laurent du pont	2007	10.1	11.0	10.0	10.9	42.0
16	MARTINEZ MARION	Bron	2005	9.7	10.3	11.0	10.9	41.9
	MOLIN DELAURENTI AMBRE	Echirolles	2008	9.8	10.1	11.0	11.0	41.9
18	HEYRAUD ANGELE	Le chambon feugerolle	2006	10.6	9.5	10.4	11.1	41.6
19	RUELLE JULIETTE	St laurent du pont	2008	9.7	11.2	9.7	10.8	41.4
20	QUENARD ELISA	Crest	2008	10.2	10.9	9.4	10.8	41.3
21	JOUBERT LUCILE	Echirolles	2006	9.9	9.5	11.0	10.7	41.1
	KELLAL CHARLENE	Carnoux Cassis	2007	10.5	9.2	10.9	10.5	41.1
23	SCHWEINGRUBER CLARA	UGVH Aubagne	2003	9.6	10.9	10.5	9.9	40.9
24	ALLEN JADE	UGVH Aubagne	1997	9.0	11.0	9.9	10.9	40.8
25	BAYLE LILOU	Montelimar	2006	9.7	10.7	10.8	9.3	40.5
26	CASCALES LOLA	Bron	2008	9.6	9.9	10.7	10.2	40.4
27	HOOPER TIFEEN	Carnoux Cassis	2008	9.7	10.2	10.8	9.4	40.1





28	ESCODIE JULIETTE	Carnoux Cassis	1998	11.0	7.0	11.5	10.3	39.8
29	WIBAUX LUCIE	Bron	2007	9.8	11.0	9.1	9.8	39.7
	WEISS LEELOU	Carnoux Cassis	2006	10.3	9.6	9.3	10.5	39.7
31	HERVAS LAURA	St Priest	1994	10.0	9.6	10.0	9.9	39.5
	BADIN LEE-ROSE	Crest	2007	9.0	9.6	10.9	10.0	39.5
	FAURE LEILA	Crest	2007	8.9	9.9	10.6	10.1	39.5
34	SAUBIN LOLA	Bron	2008	9.7	10.4	9.1	10.2	39.4
	DUCHEMIN MAILYS	St laurent du pont	2008	10.3	9.9	9.8	9.4	39.4
36	DELATTRE CLÉO	UGVH Aubagne	2002	9.4	10.4	9.0	10.4	39.2
37	ZEITOUN NOA	Carnoux Cassis	2007	10.1	9.9	9.4	9.7	39.1
38	RIOTTOT JULIE	Bron	1999	9.7	8.2	10.7	10.1	38.7
39	RODRIGUES MARIE	St Priest	2003	10.0	11.1	9.6	7.9	38.6
40	SERRANO LISA	Carnoux Cassis	2001	9.7	9.6	8.8	10.1	38.2
41	CARNEMOLLA MARIE	UGVH Aubagne	2000	9.2	9.0	9.3	10.6	38.1
42	EL GROMBALI HELLA	St Priest	1996	10.4	8.8	8.6	10.1	37.9
43	GUIGUET JADE	St Priest	1998	8.5	10.5	9.3	9.4	37.7
44	GUILLET LISA	La tour du pin	2005	10.4	7.6	9.6	9.8	37.4
45	JUBAN PRESCILLIA	La tour du pin	2004	10.3	9.8	8.5	8.6	37.2
46	DEYGAS JEANNE	Montelimar	2004	9.6	11.0	7.0	9.4	37.0
47	RODRIGUES EMILIE	St Priest	1997	9.6	9.8	8.8	8.5	36.7
48	GORDON LENA	Echirolles	2007	9.3	7.6	9.2	9.6	35.7
49	SOURROUILLE LILA	St laurent du pont	2007	10.0	7.7	6.5	9.9	34.1
50	DE PALMA MAELLE	Echirolles	1991	0.0	10.8	11.8	11.4	34.0
51	GONZALEZ ELISE	La tour du pin	2002	8.5	8.8	6.4	7.6	31.3
52	HENRY LÉONIE	Bron	1998	0.0	10.9	10.3	9.8	31.0
53	GAMEL LOANE	Crest	2007	8.2	8.9	5.2	7.3	29.6
54	ROSTAING LYNNE	La tour du pin	2008	0.0	9.1	0.0	0.0	9.1
55	BATY MARLETTA	Montelimar	1993	0.0	0.0	0.0	0.0	0.0

4. FEMININ NIVEAU4 11-15 ans . SA_DA (individuels)

4.1. Résultats par équipes

	Equipe	Club					Total
1	Riorges	42--Olympique riorges gymnastique	32.0	36.2	35.5	36.9	140.6
2	Villette d Anthon	69--Villette gym	31.0	35.6	34.7	37.2	138.5
3	Jonage	38--Jonage gymnastique	31.3	34.1	33.3	36.8	135.5
4	Bron	69--Amicale Laïque de Bron	30.7	34.5	35.3	34.3	134.8
5	Anse	69--Jeunesse ansoise	31.4	34.9	31.8	35.7	133.8
6	Trets	13--Gymnastique sportive tretsoise	30.5	32.7	32.7	34.8	130.7
7	Gardanne	13--Gardanne	29.7	32.9	33.9	31.9	128.4
8	Meylan	38--Aspa meylan	30.6	34.4	27.0	35.1	127.1
9	St Rambert d Albon	26--ASCR Gym	17.6	20.4	22.1	22.2	82.3





4.2. Résultats individuels

	Gymnaste	Equipe	Annee					Total
1	KEWORK-GENNA ELSA	Villette d Anthon	2008	10.5	12.1	12.5	12.6	47.7
2	GAYAT VICTORINE	Riorges	2009	10.8	12.2	12.1	11.7	46.8
3	DRICI LINA	Riorges	2010	10.8	11.5	11.7	12.3	46.3
4	BORDE LUCIE	Villette d Anthon	2009	10.3	12.4	11.0	12.5	46.2
5	AUBRY EMMY	Riorges	2010	10.4	12.3	11.6	11.8	46.1
6	GUITTON ANOUK	Riorges	2009	10.2	11.7	11.7	12.4	46.0
7	ANIEL CAMILLE	Meylan	2006	10.3	12.6	11.2	11.7	45.8
8	DO NASCIMENTO LOUANE	Jonage	2008	10.6	11.7	11.2	12.0	45.5
9	STEVENON NOEMIE	Jonage	2008	10.6	11.0	11.1	12.6	45.3
10	DUCHAZEAU BENEIX JEANNE	Bron	2007	9.7	12.0	11.7	11.8	45.2
11	KERMICHE MEISSA	Bron	2009	10.4	11.2	12.3	10.8	44.7
12	RICQUEBOURG-MAYEUX LAURA	Villette d Anthon	2009	10.2	11.1	11.2	11.9	44.4
13	MARECHAL SARAH	Anse	2007	10.3	10.9	10.8	11.8	43.8
14	GUILLAUD ELOANE	Trets	2009	10.1	10.7	11.3	11.6	43.7
15	VIGUIER MAELLE	Gardanne	2008	10.1	11.2	10.3	12.0	43.6
16	GIULIANI LAURA	Trets	2010	10.1	11.3	10.3	11.8	43.5
17	BISSUEL MARION	Riorges	2008	9.6	11.5	10.0	12.2	43.3
18	BONTE OCEANE	Trets	2010	10.2	10.7	10.7	11.2	42.8
19	MOREL LEA	Anse	2007	9.4	11.9	10.5	10.9	42.7
	MERAI YOSRA	Bron	2008	9.4	11.3	11.3	10.7	42.7
21	DUMAS LEANE	Anse	2008	10.7	9.7	10.1	12.0	42.5
22	BOST MARYNAIS	Riorges	2010	10.2	8.6	11.4	12.2	42.4
23	LAFFINEUR ANAIS	Jonage	2008	9.6	11.0	11.0	10.7	42.3
24	OLIVERO LOUNA	Gardanne	2008	8.9	11.4	10.6	11.2	42.1
25	FLOUX LOANE	Trets	2008	9.5	10.4	10.7	11.4	42.0
26	LAOUAZI KELIA	St Rambert d Albon	2008	9.5	10.7	10.6	11.0	41.8
	CREPET CHLOE	Jonage	2007	10.0	11.4	8.2	12.2	41.8
28	MONTANTEME THAIS	Anse	2007	9.6	10.8	10.5	10.7	41.6
29	MARTIN CLARICE	Anse	2007	10.4	12.1	6.9	11.9	41.3
30	REYNIER DIT PRAT ELEA	Meylan	2006	10.0	11.0	7.7	12.0	40.7
	VIGUIER NOEMIE	Gardanne	2008	10.0	10.3	11.9	8.5	40.7

32	VAUDAIN ELENA	St Rambert d Albon	2008	8.1	9.7	11.5	11.2	40.5
33	CASQUET CLARA	Villette d Anthon	2008	9.4	8.8	10.0	12.1	40.3
	ROJAS VALENTINE	Bron	2009	10.3	7.6	10.7	11.7	40.3
35	BALLY CLEA	Meylan	2007	10.1	10.3	8.1	11.4	39.9
36	VEILLET MAELIS	Trets	2010	10.2	10.7	7.8	11.1	39.8
37	BONNEL JADE	Gardanne	2010	9.6	9.8	10.9	8.7	39.0
38	MICHEL ILIANA	Gardanne	2010	9.2	9.5	11.1	8.2	38.0
39	LUCIANI ELISA	Bron	2008	9.6	7.1	10.2	10.7	37.6
40	BONORA AMBRE	Villette d Anthon	2010	9.6	6.1	10.8	10.3	36.8
	MERMILLOT BLONDIN INES	Meylan	2007	10.2	10.8	4.9	10.9	36.8
42	LOSA LEONIE	Jonage	2007	10.1	6.8	9.3	10.5	36.7
43	BADER LOUISE	Trets	2008	9.7	8.9	9.5	8.2	36.3
	HAMADY MAÏMOUNA	Bron	2010	10.0	7.9	8.0	10.4	36.3
45	PLOTTIN LEONIE	Meylan	2007	9.4	10.1	7.4	8.7	35.6
46	CRUIZIAT ROMANE	Villette d Anthon	2009	8.6	5.2	7.7	9.8	31.3
47	FREY LILY	St Rambert d Albon	2008	0.0	0.0	0.0	0.0	0.0
	RIGNOL ELLY	St Rambert d Albon	2006	0.0	0.0	0.0	0.0	0.0
		St Rambert d Albon	0	0.0	0.0	0.0	0.0	0.0
		St Rambert d Albon	0	0.0	0.0	0.0	0.0	0.0
		Meylan	0	0.0	0.0	0.0	0.0	0.0
		Gardanne	0	0.0	0.0	0.0	0.0	0.0

5. FEMININ NIVEAU6 11-15 ans . SA_DA (B) (individuels)

5.1. Résultats par équipes

	Equipe	Club					Total
1	Crolles	38--Gym et rythme crolles	42.5	42.3	42.5	44.3	171.6
2	Heyrieux	38--J.A.Heyrieux Gymnastique Sportive	39.3	43.2	42.4	42.7	167.6
3	Brindas	69--A.s.brindas	41.9	40.2	43.0	41.2	166.3
4	Savigny	69--A.s.c.savigny	43.1	41.0	39.3	42.6	166.0
5	St Genis les Ollières	69--Entente St genoise	39.9	39.6	42.5	42.8	164.8
6	Albens	73--Union gymnique albens	39.1	39.8	41.6	42.3	162.8
7	Chaponnay	69--Chaponnay gym	35.3	41.0	42.8	40.7	159.8
8	Boen AL	42--Amicale laiique de Boën	39.2	41.2	38.7	40.4	159.5
9	Trets	13--Gymnastique sportive tretsoise	36.9	41.2	39.5	41.2	158.8
10	Francheville	69--Gym dans'	40.9	37.0	40.7	39.6	158.2
11	Carnoux Cassis	13--Carnoux - Cassis	38.6	38.3	40.7	40.5	158.1
12	Limonest	69--A.S.C.J.L. Limonest	39.4	36.6	42.0	39.7	157.7
13	Givors	69--Independante givors	35.9	39.9	36.5	40.5	152.8
14	Vaulx en Velin CG	69--Club gymnique vaulx en velin	35.8	38.8	38.5	39.4	152.5
15	Crolles 2	38--Gym et rythme crolles	34.6	40.1	36.4	39.0	150.1
16	Bourg St Maurice	73--Bsm gym bourg st maurice	33.3	34.7	32.3	32.8	133.1

5.2. Résultats individuels

	Gymnaste	Equipe	Annee					Total
1	BRUN ANAE	St Genis les Ollières	2009	10.7	11.2	11.0	11.0	43.9
2	RIVAIL ELYA	Crolles	2010	10.9	10.7	11.0	10.8	43.4
3	BRANCAZ LAURINE	Crolles	2010	10.7	10.8	10.3	11.2	43.0
4	ROUSSILLOUX LISA	Heyrieux	2008	10.1	11.0	10.5	10.9	42.5
5	RAT ZOE	Savigny	2008	10.1	11.0	10.4	10.7	42.2
6	ROMAN JUPPET GARANCE	Crolles	2010	10.0	10.3	10.6	11.0	41.9
7	LASSAIGNE LYSA	Heyrieux	2007	9.9	10.4	10.3	11.1	41.7
	RUDEWIEZ LENA	Heyrieux	2007	9.7	11.0	10.6	10.4	41.7
9	FALCON TINA	Crolles	2010	10.7	10.1	9.8	11.0	41.6
	ALOUSQUE DUDOUET NAELE	Savigny	2009	10.9	10.3	9.8	10.6	41.6
11	AYEL SYDONIE	Chaponnay	2006	9.5	10.7	10.8	10.4	41.4
12	LECROART MILA	Savigny	2010	10.7	10.2	9.6	10.8	41.3
13	BAYLE LOIS	Trets	2010	9.4	11.0	10.4	10.4	41.2
	GNINGUE SOKHNA	Vaulx en Velin CG	2006	9.6	10.6	10.6	10.4	41.2
15	MARTIN MAE LOU	Crolles	2010	9.9	9.5	10.6	11.1	41.1
16	PARAISO MAELYS	Francheville	2209	10.4	10.2	11.0	9.4	41.0
	BERNARD CAMILLE	Crolles	2009	10.2	10.5	9.3	11.0	41.0
	NICOLAS EMMA	Brindas	2010	11.0	10.1	9.4	10.5	41.0
19	MONTAGNON ELINA	Boen AL	2008	9.9	10.4	10.0	10.5	40.8
	SORIA CLARA	Boen AL	2009	9.8	10.8	10.3	9.9	40.8

21	FOURNEL LOUISE	St Genis les Ollières	2010	9.9	10.1	10.1	10.6	40.7
	BAZIN CECILIA	Albens	2009	9.3	10.2	10.8	10.4	40.7
	MONTAGNOUX MAIA	Albens	2007	9.4	10.0	10.5	10.8	40.7
	MARCHIS EMY	Carnoux Cassis	2007	9.5	9.8	10.9	10.5	40.7
25	DUNAN EMMA	Brindas	2008	9.5	10.2	10.6	10.3	40.6
26	VERMOGEN NOEMIE	Brindas	2008	10.8	8.7	10.9	10.0	40.4
27	ROUSTAN SAEZ ELLY	Heyrieux	2006	9.6	9.8	10.6	10.3	40.3
28	VINCENT JADE	Givors	2008	9.6	10.5	9.5	10.3	39.9
29	BOUCHE VANILLE	Limonest	2008	9.0	9.6	11.0	10.1	39.7
	PERRET EMY	Albens	2010	10.4	8.9	9.6	10.8	39.7
31	LAZARTIGUES LUCIE	Heyrieux	2007	9.4	10.8	10.1	9.3	39.6
	PERRIN JADE	Brindas	2009	10.6	7.5	11.1	10.4	39.6
	GONZALVEZ CHIARA	Albens	2010	9.8	10.7	8.8	10.3	39.6
34	BOUFFAR ROUPE MIA	Crolles 2	2008	10.0	8.5	10.8	10.2	39.5
	BRIZARD ANAIS	St Genis les Ollières	2009	9.5	8.9	10.6	10.5	39.5
	NOEL BERVIN ALYSSA	Chaponnay	2008	8.7	9.7	10.9	10.2	39.5
37	SEIXAS ELODIE-LOUE	Brindas	2009	9.4	9.8	10.4	9.8	39.4
	EGERT CASSANDRE	Limonest	2007	9.9	9.1	9.9	10.5	39.4
	DUSSUD ROMANE	Carnoux Cassis	2009	9.6	9.5	10.4	9.9	39.4
40	BERTHOD DUGUE LOLA	Savigny	2009	11.0	9.5	8.6	10.2	39.3
41	VALLET VICTORIA	Francheville	2009	10.7	7.8	9.7	10.9	39.1
	SEPTONPROTANO LAURA	Trets	2008	8.9	10.1	9.2	10.9	39.1
43	EXBRAYAT LEONIE	Givors	2008	8.7	10.5	9.4	10.4	39.0
	DEFAY JUSTINE	Chaponnay	2010	7.2	10.8	10.9	10.1	39.0
45	ROCHE ELYSSA	Francheville	2009	9.8	9.6	10.0	9.5	38.9
	GILLARD TESS	Carnoux Cassis	2008	9.7	9.9	9.5	9.8	38.9
47	MORENO JENNA	Trets	2010	9.4	9.8	9.4	10.2	38.8
	ANDRE FOURLI ARTEMIS	Limonest	2008	9.9	9.2	10.7	9.0	38.8
	CROUY CAMILLE	Limonest	2009	10.0	8.7	10.4	9.7	38.8
50	LUISE NAIS	Trets	2007	8.7	10.3	10.0	9.7	38.7
51	CHAVEROT GABRIELLE	Savigny	2010	10.5	8.1	9.5	10.5	38.6
52	VARO SYRIANA	Crolles 2	2008	8.3	9.6	10.5	10.1	38.5
53	GRANJON LENA	Boen AL	2008	9.0	10.1	10.0	9.2	38.3
	ERHART LOU	Carnoux Cassis	2008	9.5	9.1	9.9	9.8	38.3
55	SILVA CARVALHO LEA	Albens	2010	9.5	8.1	10.7	9.8	38.1
56	MALSOT LENA	Chaponnay	2008	8.7	9.8	9.9	9.5	37.9
57	TABARRACCI OLIVIA	Trets	2009	9.1	9.5	9.7	9.2	37.5
58	BILLARD CHLOE	Carnoux Cassis	2007	9.8	8.5	8.7	10.3	37.3
59	RODRIGUEZ LALIE	Givors	2007	8.5	10.7	8.1	9.8	37.1
	NEDJIMA MALEK	Vaulx en Velin CG	2006	8.1	10.1	9.4	9.5	37.1
61	SKRZYPCZAK ANAIS	Boen AL	2009	9.1	9.9	8.4	9.6	37.0
	TRICAULT MAELYS	St Genis les Ollières	2009	9.4	7.5	9.6	10.5	37.0
63	PACCALET MAELINE	Vaulx en Velin CG	2006	9.9	8.2	8.9	9.7	36.7
64	BUCHER LOU	Francheville	2010	8.7	8.8	9.6	9.5	36.6
65	SOGNO EMILY	Francheville	2009	9.9	8.4	8.2	9.7	36.2
	DOUX LEONIE	Crolles 2	2009	8.2	10.1	9.0	8.9	36.2
67	CHAPUIS MANON	Brindas	2008	8.3	10.1	8.4	9.3	36.1
68	SEGURA MAHE	Chaponnay	2008	8.4	8.6	9.2	9.8	36.0
69	PERRAUD CLARA	Limonest	2009	9.6	7.1	9.8	9.4	35.9
70	HANNACHI MAISSANE	Vaulx en Velin CG	2007	8.2	8.1	9.6	9.8	35.7
71	JOANDEL MANON	Boen AL	2009	10.1	7.6	7.5	10.2	35.4
72	GUERRERO AMANDINE	Givors	2010	9.1	8.2	7.7	10.0	35.0
73	SOUCHE ZELYE	Francheville	2010	9.9	6.5	10.0	8.4	34.8
	MAROTTE JUSTINE	Savigny	2008	8.2	8.8	8.2	9.6	34.8
75	BASSON COLINE	Boen AL	2009	9.4	7.3	8.1	9.8	34.6
	DESCHAMPS NINA	Trets	2009	9.0	8.2	7.7	9.7	34.6





77	MERCER HANNAH	Bourg St Maurice	2008	7.1	10.1	7.7	9.5	34.4
78	HUMBLET CLARA	Crolles 2	2006	8.1	10.3	5.4	9.7	33.5
	GIANNICO BELLA	Bourg St Maurice	2009	7.7	8.2	10.2	7.4	33.5
80	SEUROT MELISSA	Heyrieux	2008	9.2	10.4	10.7	3.0	33.3
81	BRACCO MELISSA	Bourg St Maurice	2009	8.9	8.6	6.8	6.9	31.2
82	JALLET COLOMBE	Limonest	2008	8.7	5.4	7.7	9.1	30.9
	DENONFOUX MAÏA	St Genis les Ollières	2008	0.0	9.4	10.8	10.7	30.9
84	BOON TALLIA	Bourg St Maurice	2007	8.4	7.8	7.6	6.5	30.3
85	ALLALI YAMNA	Givors	2010	7.8	4.4	9.5	7.7	29.4
86	CHEFAI LILIA	Chaponnay	2008	0.0	8.9	10.2	10.0	29.1
87	CAMPION JULIETTE	St Genis les Ollières	2008	9.8	8.0	9.2	0.0	27.0
88	SCHRIQUI CAMILLE	Crolles 2	2006	0.0	10.1	6.1	9.0	25.2
89	BOUZERARA ZEGGAR FERYEL	Vaulx en Velin CG	2007	0.0	9.9	8.8	0.0	18.7
90	CASTRO FERNANDES LARA	Bourg St Maurice	2007	8.3	0.0	0.0	9.0	17.3

6. FEMININ NIVEAU5 11-18 ans . SA_DA (individuels)

6.1. Résultats par équipes

	Equipe	Club					Total
1	Savigny 1	69--A.s.c.savigny	43.5	42.6	41.5	43.0	170.6
2	Albens	73--Union gymnique albens	39.4	44.3	42.7	43.6	170.0
3	Renaison	42--Amicale laique sportive renaison	42.9	41.0	42.1	42.2	168.2
4	Pont de claix	38--Pont de claix amicale gymnique	41.5	40.2	42.6	41.9	166.2
5	Marseille Montredon	13--Association Gymnique Montredon	39.6	40.1	42.1	42.7	164.5
6	Trets	13--Gymnastique sportive tretsoise	40.3	42.9	41.1	39.0	163.3
	Savigny 2	69--A.s.c.savigny	40.5	39.2	38.9	44.7	163.3
8	Bourg St Maurice	73--Bsm gym bourg st maurice	40.5	40.2	40.3	41.0	162.0
9	Rhodia club	38--Rhodia-Club Gymnastique	40.3	36.5	40.0	43.6	160.4
10	St Rambert d Albon	26--ASCR Gym	38.2	38.0	37.3	41.5	155.0
	Aubagne Gym	13--Aubagne gym	41.0	33.4	39.3	41.3	155.0
12	Marcy charbonnières	69--Gymnastique Marcy Charbonnières (GMC)	39.2	39.1	35.9	37.7	151.9
13	Givors	69--Independante givors	37.8	35.3	39.7	36.3	149.1
14	Jonage	38--Jonage gymnastique	28.4	24.5	26.7	29.7	109.3

6.2. Résultats individuels

	Gymnaste	Equipe	Annee					Total
1	DEROIN CONSTANCE	Albens	2005	10.2	11.7	11.1	11.6	44.6
2	MARTINI MANON	Savigny 2	2004	10.9	12.0	10.2	11.4	44.5
3	BARNIQUE MAYA	Savigny 1	2006	11.3	11.2	10.5	11.4	44.4
4	SCHIAVAZZI LEANA	Renaison	2006	10.4	11.5	10.8	10.8	43.5
5	BORDILLON MAELLE	Marcy charbonnières	2005	10.3	11.8	9.6	11.5	43.2
6	ANDROLETY NOEMIE	Pont de claix	2007	10.9	9.7	11.3	10.8	42.7
7	MERINHO O-REN	Marseille Montredon	2008	9.8	10.7	11.0	11.0	42.5
8	BENKHEDIM MAEVA	Marseille Montredon	2008	10.1	10.9	10.4	10.8	42.2
	RUIS MELINA	Aubagne Gym	2005	11.2	10.2	10.0	10.8	42.2
	DERIGON EDELWEISS	Renaison	2006	10.8	10.7	10.9	9.8	42.2
11	ALLALI SAFA	Givors	2004	10.1	10.1	10.7	11.2	42.1
	CARRET COLYNE	Savigny 1	2003	10.9	9.8	10.2	11.2	42.1
13	DULEPA MORGANE	Bourg St Maurice	2010	10.1	9.9	11.3	10.7	42.0
14	DENIGER EMELINE	Albens	2005	9.6	11.2	10.4	10.6	41.8
15	ROMIEU SHANA	Albens	2007	9.6	10.5	10.4	10.8	41.3
16	BRENIER ANGELINE	Savigny 1	2005	10.1	10.7	10.3	10.1	41.2
17	BOUVET JOSEPHINE	Trets	2005	10.4	10.8	10.7	9.2	41.1
	LIARTE NOEMIE	Rhodia club	2006	9.9	10.2	9.9	11.1	41.1
19	DABIR LOUANE	Pont de claix	2010	10.3	9.8	10.4	10.5	41.0
	ROUSSELOT ONDINE	Pont de claix	2009	10.0	11.1	10.2	9.7	41.0
	COUDEL MARIE AMELIE	Savigny 2	2006	9.4	10.6	10.0	11.0	41.0
22	BONNET JUSTINE	Savigny 2	2004	9.9	10.1	10.0	10.9	40.9
23	PENAZZI AMANDINE	Trets	2006	10.1	10.2	10.5	10.0	40.8





	LAMAS VANESSA	Marseille Montredon	2009	10.0	9.6	10.5	10.7	40.8
25	HERRMANN ALICE	Trets	2005	10.1	11.2	9.3	10.0	40.6
	JACQUET MILLA	Rhodia club	2007	10.4	8.7	10.3	11.2	40.6
27	SAUVENEE ASTRID	Renaison	2006	9.9	9.9	10.7	9.8	40.3
28	LEGRAIN LUNA	Savigny 1	2004	10.8	9.9	9.8	9.7	40.2
29	GUIEN ANAELLE	Trets	2004	9.7	10.0	10.6	9.8	40.1
	LEGRAIN MARINE	Savigny 1	2004	10.5	10.8	9.0	9.8	40.1
31	LEWI MANON	Jonage	2006	10.0	9.3	9.8	10.7	39.8
	TRAPAND MAELYS	Pont de claix	2005	9.3	9.6	10.7	10.2	39.8
33	SOMMER AMBRE	Pont de claix	2008	10.1	9.0	10.1	10.4	39.6
34	MOCZYGEBA CONSTANCE	Marcy charbonnières	2006	9.4	9.8	9.6	10.7	39.5
	ARPIN JULIETTE	Bourg St Maurice	2004	10.4	9.9	8.7	10.5	39.5
36	FERREIRA MELANIE	Jonage	2006	8.9	9.7	10.5	10.3	39.4
37	POUZERAT EVA	Renaison	2005	11.1	7.3	9.7	11.2	39.3
38	BLANC CLEYA	Rhodia club	2008	10.0	9.0	10.0	10.0	39.0
	BOUET JULIETTE	Bourg St Maurice	2007	8.5	10.8	9.8	9.9	39.0
40	THENARD FLORIANE	Givors	2005	9.7	9.5	10.0	9.7	38.9
41	BRICHE LAURA	Albens	2006	8.8	10.9	10.8	8.2	38.7
42	GUEYDON CHARLOTTE	Aubagne Gym	2007	9.5	9.1	9.9	10.1	38.6
43	PORTIER JUSTINE	Renaison	2004	10.6	8.7	9.1	10.1	38.5
44	ROUX CLARA	St Rambert d Albon	2007	9.8	9.4	8.9	10.3	38.4
45	JEAN MANUTEA	Bourg St Maurice	2007	10.2	8.6	10.0	9.5	38.3
46	BONALDI MÉLISSA	St Rambert d Albon	2007	9.5	9.6	9.5	9.6	38.2
	TOUATI MAËLYS	St Rambert d Albon	2008	9.8	9.1	8.6	10.7	38.2
	CLARA-PELTE ALICE	Albens	2004	9.5	9.8	8.3	10.6	38.2
49	VALLET CHLOÉ	St Rambert d Albon	2005	9.1	9.4	9.1	10.2	37.8
	DURIER LUCIE	Renaison	2006	10.1	8.9	8.7	10.1	37.8
	SENOT EMMY	Savigny 1	2005	10.3	6.7	10.5	10.3	37.8
52	CHIPIER ANAIS	Rhodia club	2009	9.7	7.7	9.8	10.4	37.6
53	SANTUCCI MAELYSS	Marseille Montredon	2005	9.7	7.3	10.2	10.2	37.4
54	NEEL JULIA	Marcy charbonnières	2006	10.6	10.1	8.9	7.7	37.3
	JACQUES CLEMENCE	Rhodia club	2004	9.3	8.6	9.8	9.6	37.3
56	ADDARIO JULIA	Trets	2009	9.6	10.5	8.6	8.5	37.2
57	NOWAK MARGAUX	St Rambert d Albon	2007	9.1	9.6	7.9	10.3	36.9
	NAYRAND LILOU	Savigny 2	2008	10.3	6.5	8.7	11.4	36.9
59	ABRY CAMILLE	Albens	2004	10.0	9.9	9.0	7.9	36.8
60	DEGAUDEZ MARINE	Bourg St Maurice	2004	8.6	9.6	9.2	9.3	36.7
61	BENSUSAN MARYLOU	Marseille Montredon	2008	9.6	8.9	8.4	9.4	36.3
62	GINET THIMEA	Bourg St Maurice	2009	9.8	8.5	7.9	9.9	36.1
63	MANOUVRIER CLARA	St Rambert d Albon	2005	8.2	8.5	9.8	9.2	35.7
64	PATALIER LAURA	Marseille Montredon	2006	9.4	7.9	8.0	10.1	35.4
65	SORREL TALYA	Pont de claix	2008	10.2	5.3	9.6	9.5	34.6
66	CHAUSSINAND RANCOU YNESS	Rhodia club	2009	10.0	4.1	9.3	10.9	34.3
67	AYMARD FLORINE	Givors	2006	9.1	8.2	9.0	7.1	33.4
68	MONTEUX CASSANDRA	Aubagne Gym	2008	10.0	6.2	7.8	9.1	33.1
69	AVRAM YOLANDA	Aubagne Gym	2008	9.2	7.9	7.7	8.1	32.9
70	DE BEAUDRAP RIHANNA	Aubagne Gym	2008	10.0	3.5	9.3	9.7	32.5
71	BESSON NINON	Marcy charbonnières	2005	8.8	7.4	7.8	7.8	31.8
72	DE FILIPPO KALLY	Aubagne Gym	2006	9.8	0.0	10.1	10.7	30.6
73	DEMOURDJIAN AGATHE	Marcy charbonnières	2005	7.7	7.0	7.8	7.6	30.1
	CARLIOZ ELSA	Jonage	2008	9.5	5.5	6.4	8.7	30.1
75	BOYE JAOUEN MARINE	Savigny 2	2006	9.0	4.0	8.6	7.4	29.0
76	ANGUILLE LUCIE	Trets	2004	0.0	10.4	9.1	8.8	28.3
77	GARCIA MANON	Givors	2004	8.9	0.0	9.5	8.3	26.7
78	TURKAWKA CAPUCINE	Marcy charbonnières	2007	8.9	0.0	6.1	7.2	22.2
79	LETTAT SOFIA	Givors	2005	0.0	7.5	9.5	0.0	17.0

7. FEMININ NIVEAU3 11-18 ans . SA_DA (individuels)

7.1. Résultats par équipes





	Equipe	Club					Total
1	UFOLEP 42	42--Olympique riorges gymnastique	32.3	37.6	34.6	36.6	141.1
2	Brindas	69--A.s.brindas	31.7	36.5	35.6	36.6	140.4
3	Gardanne	13--Gardanne	31.4	35.3	34.7	38.2	139.6
4	Irigny	69--Amicale laiue irigny	33.1	35.6	33.3	36.9	138.9
5	St Rambert d Albon	26--ASCR Gym	32.5	36.4	31.9	36.8	137.6

7.2. Résultats individuels





	Gymnaste	Equipe	Annee					Total
1	BENUCCI EMMA	UFOLEP 42	2003	11.3	12.9	12.1	12.2	48.5
2	MARTIN MAE	Brindas	2004	10.5	12.5	12.3	12.8	48.1
3	THIVEND LENA	UFOLEP 42	2004	10.6	13.1	11.1	11.5	46.3
4	AGRAIN JULIE	Irigny	2006	11.3	12.2	10.2	12.5	46.2
5	CARLES FLAVIE	Gardanne	2008	10.7	11.6	10.9	12.4	45.6
6	LAOUAZI TRACY	St Rambert d Albon	2006	10.4	12.4	10.4	12.3	45.5
	MARULAZ AMELIE	Irigny	2006	10.3	11.7	11.2	12.3	45.5
8	BERTHON LAURE	Brindas	2003	10.7	12.1	11.8	10.7	45.3
9	LALLEMENT MAILYS	St Rambert d Albon	2004	10.9	12.2	10.0	12.1	45.2
10	PARTHENAY ZOE	Irigny	2008	11.0	11.7	10.3	12.1	45.1
	VELARDO LILOU	UFOLEP 42	2005	10.3	11.6	11.0	12.2	45.1
	MERY MILA	Gardanne	2007	10.2	10.8	11.4	12.7	45.1
13	DESVEAUX-COLETTI CASSIE	Brindas	2005	10.1	11.1	11.5	11.9	44.6
14	OUDOT EMA	UFOLEP 42	2004	10.3	10.4	11.4	12.0	44.1
15	MADELON FLAVIE	St Rambert d Albon	2006	10.3	11.8	9.9	11.8	43.8
16	ENTRESANGLE FANELIE	St Rambert d Albon	2003	10.8	8.9	11.2	12.4	43.3
17	BRUYERE MARIE-ANAÏS	St Rambert d Albon	2004	10.3	10.6	10.3	12.0	43.2
	LEFEVERE AUDE	Brindas	2004	10.1	11.6	9.7	11.8	43.2
19	BEYNEL CLARA	UFOLEP 42	2005	10.4	9.5	10.2	12.2	42.3
	CALENDINI MARINA	Gardanne	2008	10.5	8.7	10.6	12.5	42.3
21	BOUA NOEMY MARIE	Irigny	2006	10.8	8.9	10.1	12.1	41.9
22	SAINT PAUL BEAL LILIA	Brindas	2006	10.5	7.7	10.8	11.9	40.9
23	BARATIN MATHILDE	Gardanne	2006	0.0	12.9	12.4	13.0	38.3
24	GOUTAGNEUX SALOME	St Rambert d Albon	2004	10.8	6.2	7.9	9.6	34.5
25	ALLEMAGNE ELISA	Irigny	2006	10.1	0.0	11.3	10.7	32.1
26	LULLIER ROMANE	Brindas	2004	9.8	11.9	0.0	9.2	30.9
27	BOSSARD LUCILE	Irigny	2005	0.0	11.6	10.8	0.0	22.4
28	VIOU MATHILDE	Gardanne	2004	0.0	0.0	0.0	0.0	0.0

8. FEMININ NIVEAU3 11 + . SA_DA (individuels)

8.1. Résultats par équipes

	Equipe	Club					Total
1	St just st rambert	42--Fjep st-just st-rambert	34.5	37.9	34.2	36.5	143.1
	Riorges	42--Olympique riorges gymnastique	32.8	36.8	36.2	37.3	143.1
3	Marcy charbonnières	69--Gymnastique Marcy Charbonnières (GMC)	32.9	36.7	34.8	37.9	142.3
4	Loriol	26--Groupe omnisports loriolais (gol)	31.6	36.3	35.1	37.5	140.5
5	Privas	7--Sc privas gym	32.5	36.3	34.7	36.3	139.8
6	Vénissieux	69--Cmo vénissieux	32.7	36.2	34.4	36.1	139.4
7	Jonage	38--Jonage gymnastique	34.2	31.2	34.9	36.5	136.8
8	Chaponnay	69--Chaponnay gym	32.1	30.9	30.2	35.4	128.6

8.2. Résultats individuels



	Gymnaste	Equipe	Annee					Total
1	DOUEZY D'OLLANDON MANON	Vénissieux	2000	12.0	12.6	12.7	12.2	49.5
2	BOUCHILLOU CLARA	Marcy charbonnières	2001	11.4	12.5	11.9	12.8	48.6
	MUSELLE LOLA	St just st rambert	2005	11.9	12.4	11.6	12.7	48.6
4	XIONG LIZZIE	Privas	2007	11.7	11.8	12.2	12.8	48.5
5	AUGOYARD ANDREEA	Riorges	1988	10.7	12.7	11.7	12.6	47.7
6	FERREIRA LILOU	St just st rambert	2008	11.6	12.8	11.2	12.0	47.6
7	TOMAS ANGEL	Loriol	2007	10.7	11.7	12.3	12.5	47.2
	FROBERT ELISE	Riorges	2002	10.8	12.1	12.3	12.0	47.2
9	TOUREY AMBRINE	Riorges	1998	10.5	12.0	12.2	12.2	46.9
10	PERRAUD MAELLE	Marcy charbonnières	2005	10.2	12.9	10.7	12.7	46.5
	MARTIN JOSEPHINE	Privas	1990	10.3	13.2	11.5	11.5	46.5
12	LAPORTE CLARA	Vénissieux	2006	10.7	11.5	11.0	12.6	45.8
13	GENETTE MANDY	Loriol	2001	10.3	11.6	11.4	12.4	45.7
14	BOUJOT PAULINE	Riorges	1997	10.5	11.7	11.6	11.7	45.5
	CHAMBERT ESTHER	Riorges	1993	11.3	11.4	10.3	12.5	45.5
	VAGOGNE JULIETTE	Chaponnay	2004	11.1	11.6	10.9	11.9	45.5
17	VEUILLET VICTORIA	Marcy charbonnières	1996	10.7	10.6	11.6	12.4	45.3
18	MOINE CLARA	Loriol	2006	10.6	11.6	10.4	12.6	45.2
19	PERRIN COLINE	Jonage	2004	10.7	10.5	11.4	12.4	45.0
20	VO LUCIE	Privas	2002	10.5	11.3	11.0	12.0	44.8
21	FERREIRA CLARA	Marcy charbonnières	2002	10.8	11.3	11.3	11.2	44.6
22	QUINTELAS ELSA	Vénissieux	2007	10.0	12.1	10.7	11.3	44.1
23	NADAUD ANAIS	Loriol	2007	10.3	9.9	11.4	12.3	43.9
24	POMPA VALENTINE	Jonage	2001	10.7	10.0	10.8	12.1	43.6
25	CHAIZE JULIETTE	St just st rambert	2004	11.0	11.9	8.9	11.6	43.4
26	BETTINGER HELENE	Chaponnay	2004	10.3	10.6	9.0	12.2	42.1
27	Duc Cyrielle	Marcy charbonnières	1995	10.1	10.6	10.8	10.4	41.9
28	MAGAT CLARA	Marcy charbonnières	2001	10.3	9.6	9.7	12.0	41.6
29	DICONNE ORIANA	Chaponnay	2005	10.7	8.7	10.3	11.3	41.0
30	BLANC LORAIN	Jonage	1999	10.1	10.7	8.0	11.9	40.7
31	BEUCUWE EMELINE	Jonage	2000	12.8	0.0	12.7	12.0	37.5
32	REBAUD CHARLOTTE	St just st rambert	2003	0.0	11.4	11.4	11.8	34.6

33	PELLETIER PAULINE	St just st rambert	1993	10.4	12.7	10.5	0.0	33.6
34	SAPET BUTEL GIULIANA	Loriol	2007	10.0	3.1	10.8	0.0	23.9
35	GOUL JOHANNA	St just st rambert	1983	0.0	11.1	8.8	0.0	19.9
36	THEVENET LEA	Loriol	2000	0.0	13.0	0.0	0.0	13.0
37	AYRAUD PERRINE	Privas	1984	0.0	0.0	0.0	8.3	8.3
38	PALET OCEANE	Chaponnay	1998	0.0	0.0	0.0	0.0	0.0





Résultats de la compétition
Demi-finales nationales G2 UFOLEP
St Genis les Ollières / Brindas
7 et 8 mai 2022

1. FEMININ NIVEAU6 11-18 ans . SA_DA (individuels)

1.1. Résultats par équipes

	Equipe	Club					Total
1	L'isle d'abeau 2	38--LA GYM DABEAU	40.7	44.6	39.7	42.7	167.7
2	St Priest	69--Gymnique association saint priest	41.3	43.8	39.5	42.6	167.2
3	Roquefort la bedoule	13--Ail roquefort la bedoule	41.3	40.1	40.9	41.9	164.2
4	Villeurbanne	69--ASUL Sports Loisirs	41.8	41.4	38.8	41.8	163.8
5	St just st rambert	42--Fjep st-just st-rambert	39.9	39.7	40.7	41.7	162.0
6	Trets 2	13--Gymnastique sportive tretsoise	40.1	41.9	39.4	39.4	160.8
7	Bourg St Maurice	73--Bsm gym bourg st maurice	40.5	38.8	37.7	43.1	160.1
8	Bourgoin-jallieu	38--La Jeune France de Bourgoin-Jallieu	39.7	41.2	38.2	40.8	159.9
9	Chaponnay	69--Chaponnay gym	40.7	37.1	38.3	41.1	157.2
10	Oullins	69--Patron.laique oullins	39.0	36.3	41.3	39.9	156.5
11	L'isle d'abeau 1	38--LA GYM DABEAU	35.6	38.2	37.4	39.3	150.5
12	St Rambert d Albon	26--ASCR Gym	35.2	38.1	34.6	37.8	145.7
13	Lyon Ste Blandine	69--Espérance Sainte Blandine de Lyon	35.0	30.4	37.6	38.0	141.0
14	Belleville sur saone	69--Gym club belleville beaujolais	28.3	21.4	28.6	26.6	104.9





1.2. Résultats individuels

	Gymnaste	Equipe	Annee					Total
1	SLIMANI JEMEI SENDA	St Priest	2008	11.1	11.3	11.0	10.6	44.0
2	VIDAL SIRIANE	Villeurbanne	2005	11.3	11.1	9.9	11.0	43.3
	TATY LOUEMBET KETHIA	L'isle d'abeau 2	2008	10.7	11.4	10.2	11.0	43.3
4	BOUTCHICHE MAYSSANE	St just st rambert	2010	10.6	10.8	10.6	10.8	42.8
5	GIRAUD CHARLOTTE	Roquefort la bedoule	2007	10.7	10.3	10.2	10.7	41.9
6	HATCHADOURIAN LALY	Villeurbanne	2004	10.4	10.3	10.4	10.5	41.6
7	CIPRIANO LAURA	Roquefort la bedoule	2004	10.2	10.4	10.4	10.4	41.4
8	CARON VALENTINE	Bourg St Maurice	2009	10.8	10.3	9.0	11.0	41.1
	OUCHANE TASNIM	L'isle d'abeau 2	2009	10.1	10.6	10.1	10.3	41.1
10	LE CARNEC FANNY	Bourgoin-jallieu	2007	10.5	10.9	9.1	10.4	40.9
	MATHURIN EUGENIE	Bourgoin-jallieu	2007	10.4	10.5	9.7	10.3	40.9
12	BONIN FANNY	St Priest	2009	11.2	9.3	9.6	10.7	40.8
	JANIN EVELYNE	Trets 2	2005	9.7	10.7	10.6	9.8	40.8
	MOTIKIAN EVA	Oullins	2005	9.9	9.7	10.7	10.5	40.8
15	EL MAJRI AMBRINE	L'isle d'abeau 2	2005	9.9	10.1	9.8	10.9	40.7
16	KNIGHT LUCILE	L'isle d'abeau 2	2005	9.2	11.6	9.3	10.5	40.6
17	COISSIEU LISON	St Priest	2006	9.2	10.8	9.6	10.8	40.4
	DAVID MAZANCIEUX MANON	St just st rambert	2005	9.5	9.6	10.9	10.4	40.4
19	THOMASSIER CARLA	Villeurbanne	2005	10.1	11.0	9.3	9.9	40.3
20	GIRAUD PAULINE	Roquefort la bedoule	2005	10.6	9.1	10.0	10.4	40.1
21	BOURGOGNE CLARISSE	Trets 2	2005	10.8	9.2	9.8	10.2	40.0
	MIZZI CLAIRE	Roquefort la bedoule	2004	9.8	9.5	10.3	10.4	40.0
23	CAMPEGGIA CASSANDRA	Chaponnay	2007	10.5	9.8	9.9	9.5	39.7
	SUBRA ELOISE	Chaponnay	2007	10.0	9.1	9.9	10.7	39.7


25	GOUTTENOIRE LENIE	St Priest	2007	9.7	10.5	8.9	10.5	39.6
26	JAMIER AGATHE	St Priest	2009	9.3	11.2	9.2	9.7	39.4
	CHAMPIER MYLA	St just st rambert	2004	9.7	8.4	10.7	10.6	39.4
	TALFER GAMBAY JULIE	L'isle d'abeau 2	2007	9.5	10.5	9.6	9.8	39.4
29	DUCLOZ BENMESSAOUD JASMINE	Bourg St Maurice	2007	10.0	9.0	9.4	10.9	39.3
30	FROMENT CELIA	Oullins	2010	9.6	9.0	10.7	9.9	39.2
31	SLIMANI MARWA	L'isle d'abeau 2	2005	10.0	11.0	8.8	9.3	39.1
32	BRUNE LARA	Oullins	2008	9.3	9.4	10.5	9.8	39.0
	VERCHERE CAMILLE	L'isle d'abeau 1	2005	9.1	10.6	9.8	9.5	39.0
34	VENTURA JEANNE	Roquefort la bedoule	2005	9.7	9.9	9.8	9.5	38.9
	BOUET CHARLOTTE	Bourg St Maurice	2005	10.0	9.8	8.5	10.6	38.9
	NOEL CORALIE	Bourgoin-jallieu	2008	9.5	10.7	8.9	9.8	38.9
37	MEYER LUCIE	Chaponnay	2003	10.0	8.2	9.9	10.5	38.6
38	MATHLOUDI DIANA	Trets 2	2006	9.3	10.0	9.9	9.3	38.5
	MECHAIN KASSENDR	Villeurbanne	2006	10.0	8.9	9.2	10.4	38.5
40	NEFF SARAH	Trets 2	2007	8.9	10.8	9.1	9.4	38.2
41	YAHIAOUI MANTOUT EMA	St just st rambert	2009	10.1	9.6	8.5	9.9	38.1
	BUENDIA LEA	Chaponnay	2008	10.2	8.9	8.6	10.4	38.1
43	RAVINEL EVA	St Rambert d Albon	2007	8.9	10.6	8.6	9.7	37.8
44	BELLI EMELINE	St Priest	2004	9.3	9.4	9.3	9.7	37.7
	ETIENNE LEA	Trets 2	2007	9.9	9.0	9.0	9.8	37.7
	MANZONI PERRET ELINA	Trets 2	2006	9.7	10.4	8.0	9.6	37.7
47	LEE ANNA	Bourg St Maurice	2009	9.4	9.7	8.5	10.0	37.6
48	BOUCHACOURT LUCIE	L'isle d'abeau 1	2008	8.6	8.9	9.7	9.6	36.8
	MAKHFI LINA	L'isle d'abeau 1	2005	8.7	9.2	9.0	9.9	36.8
50	MOTIKIAN LEANE	Oullins	2009	10.2	7.6	9.1	9.7	36.6
	PERRIN SIDONIE	Lyon Ste Blandine	2006	8.8	7.1	10.0	10.7	36.6
52	BERENGUER TIFFANY	L'isle d'abeau 1	2006	9.0	9.5	8.9	8.9	36.3
53	TAIEB JUSTINE	St Rambert d Albon	2007	9.1	9.2	9.1	8.6	36.0
54	AFONSO ANGELINA	Belleville sur saone	2006	9.1	8.8	9.4	8.6	35.9
	GAILLARD ALISSON	Bourgoin-jallieu	2008	9.3	8.4	8.3	9.9	35.9
56	SALINAS APOLLINE	St just st rambert	2003	8.8	9.7	7.9	9.4	35.8
57	SOUTEYRAT NOÉLIE	St Rambert d Albon	2007	8.3	8.8	8.8	9.5	35.4
58	GARCIA NOEMIE	St just st rambert	2005	8.9	9.4	8.1	8.5	34.9
59	CHEVALIER ELISE	Belleville sur saone	2004	9.6	6.8	9.8	8.6	34.8
60	BACHA AMBRINE	L'isle d'abeau 1	2008	8.8	8.0	7.5	10.3	34.6
61	FILIPPINI CASSANDRE	St Rambert d Albon	2005	8.9	9.5	7.0	9.1	34.5
62	CVETKOVIC LOLA	Oullins	2007	8.7	8.2	8.0	9.5	34.4
63	MARZE AGLAÉ	Lyon Ste Blandine	2006	8.9	6.1	9.8	9.5	34.3
64	SCAT AUDREY	Belleville sur saone	2004	9.6	5.8	9.4	9.4	34.2
65	YOUSSEF ELODY	Lyon Ste Blandine	2007	8.6	7.7	8.8	8.9	34.0
66	BENSALMIA NOUR	Lyon Ste Blandine	2008	8.4	9.3	7.2	8.4	33.3
67	WINCKEL LILOU	St Rambert d Albon	2007	7.5	8.0	7.3	9.5	32.3
68	DELOMMEAU OLIVIA	Bourg St Maurice	2008	9.7	0.0	10.8	10.6	31.1
	BERTRAND MARGAUD	Lyon Ste Blandine	2008	8.0	6.3	7.9	8.9	31.1
70	MERCIER ABIGAIL	Lyon Ste Blandine	2004	8.7	4.1	9.0	8.3	30.1
71	CARISIO MAYA	Bourgoin-jallieu	2008	0.0	9.1	10.5	10.2	29.8
72	POPESCU SONIA	Villeurbanne	2004	9.7	9.0	0.0	9.5	28.2
73	BLEUZE SOLENE	Chaponnay	2007	0.0	9.3	7.8	7.4	24.5
74	BERTUCAT MARIE	Oullins	2005	0.0	6.1	9.4	8.8	24.3
75	BLANC CHLOÉ	St Rambert d Albon	2004	0.0	6.9	8.1	8.0	23.0
76	BRUGIERE MAELINE	Belleville sur saone	2007	0.0	0.0	0.0	0.0	0.0
	PILLARD CLARA	Belleville sur saone	2005	0.0	0.0	0.0	0.0	0.0
	ANSELME EMY	Bourgoin-jallieu	2005	0.0	0.0	0.0	0.0	0.0

2. FEMININ NIVEAU6 11 + . SA_DA (individuels)

2.1. Résultats par équipes

	Equipe	Club					Total
1	Gerland Mouche	69--A. L. gerland mouche	41.0	44.7	42.2	44.3	172.2
2	Chaponnay	69--Chaponnay gym	40.9	43.2	43.2	43.9	171.2
3	Villeurbanne ASL	69--A.S.L.Gratte-Ciel	41.0	43.1	40.6	43.2	167.9
4	Montelimar	26--Montelimar	40.0	42.8	39.9	42.4	165.1
5	La Ciotat	13--GYM' LA CIOTAT	39.1	41.5	41.7	42.1	164.4
6	Charlieu	42--ALC GYM	38.2	41.4	41.3	43.4	164.3
7	Moirans	38--CLUB GYM MOIRANNAIS	38.6	42.8	38.3	41.1	160.8
8	Lozanne	69--Gym lozanne	28.0	25.5	27.4	30.0	110.9





2.2. Résultats individuels

	Gymnaste	Equipe	Annee					Total
1	BETTINGER JEANNE	Chaponnay	2002	11.2	10.5	11.6	11.0	44.3
2	GUINET LEA	Villeurbanne ASL	2009	10.7	11.0	10.9	11.2	43.8
3	MILIANI LILIA	Gerland Mouche	2008	10.8	11.2	10.5	11.2	43.7
4	GUILLAUME CAMILLE	Montelimar	2003	10.7	11.2	10.3	11.0	43.2
5	RUSLI ANDREA	Chaponnay	1990	9.9	11.0	11.0	11.1	43.0
6	MABILLE BETTY	La Ciotat	1999	10.2	11.0	10.9	10.7	42.8
	VELHO AGATHE	Villeurbanne ASL	2004	10.1	10.9	11.0	10.8	42.8
8	VADALA ALEXANE	Moirans	2003	10.3	11.1	10.2	11.1	42.7
9	DESCHAMPS EVE	Charlieu	2009	11.1	10.3	10.1	10.9	42.4
10	VERMOREL CAMILLE	Chaponnay	1999	10.2	11.0	10.4	10.7	42.3
11	VALERO LOLA	Gerland Mouche	2006	10.0	10.6	10.6	10.7	41.9
12	CHAPITEAU AMELIA	Gerland Mouche	2010	10.3	11.2	9.1	11.0	41.6
	BUZZACHERA ZOE	Chaponnay	2004	9.6	10.7	10.2	11.1	41.6
14	CHARLOT ANDREA	Montelimar	2006	9.7	10.8	10.1	10.8	41.4
15	JULIEN LAURINE	Gerland Mouche	2002	9.9	10.8	9.2	11.4	41.3
16	PAIRE LENA	Charlieu	2008	9.0	10.6	10.6	11.0	41.2
	CARRARA JUSTINE	Villeurbanne ASL	2008	10.4	10.2	9.7	10.9	41.2
18	RUS CYRIELLE	La Ciotat	1992	9.6	9.8	11.0	10.6	41.0
19	SODERHOLM GABRIELLA	Montelimar	2009	10.2	10.6	9.4	10.3	40.5
20	DESPEISSES VIOLETTE	Gerland Mouche	2008	9.3	11.1	10.7	9.2	40.3
21	GARCIA CLARA	Gerland Mouche	2009	8.7	11.2	10.4	9.8	40.1
	HALIMI CHLOE	La Ciotat	2007	10.4	10.1	9.5	10.1	40.1
23	TOMASSO ENZA	Chaponnay	2006	8.8	10.3	10.0	10.7	39.8
24	ROCHE EVA	Montelimar	2009	9.4	10.2	10.1	9.8	39.5
25	LAUR VALENTINE	Lozanne	1998	10.0	10.5	8.9	10.0	39.4
26	MEYER CLARA	Villeurbanne ASL	2001	9.5	10.7	9.0	10.1	39.3
27	PAIRE CASSIE	Charlieu	2004	8.7	10.4	9.4	10.7	39.2
28	BAREL LALY JADE	Moirans	2005	9.2	10.4	9.6	9.9	39.1
29	TOUCHANT NADEGE	Charlieu	1986	8.1	10.1	9.8	10.8	38.8
30	DAMBIELLE TYCIA	La Ciotat	2006	8.9	8.8	10.3	10.7	38.7
31	COLIN AURELIE	Moirans	2003	9.1	10.4	8.6	10.0	38.1
	BETOURNE-VIRMONT NINON	Villeurbanne ASL	2007	9.8	10.5	8.6	9.2	38.1
33	THERY AMELIE	Charlieu	2006	7.9	9.9	10.8	9.3	37.9





34	ADIGERY AMBRE	Moirans	2006	9.3	9.7	9.8	8.4	37.2
35	POUSSIER JULIETTE	Moirans	1997	9.4	10.9	6.7	10.1	37.1
36	BERTRAND CLEMENCE	Moirans	2008	9.6	9.0	8.7	9.5	36.8
37	SARAZIN-DIRX PHILIPINE	Lozanne	2007	8.4	7.6	10.1	10.6	36.7
38	PATRIARCA JULIETTE	Villeurbanne ASL	2003	9.2	8.8	7.6	10.3	35.9
39	REFFET ARMELE	La Ciotat	1982	8.0	10.6	7.6	9.6	35.8
	GARDANNE ANDREA	Montelimar	2002	8.5	9.0	8.0	10.3	35.8
41	AUGUSTYN BRIANNA	Charlieu	2010	9.4	6.6	9.1	10.2	35.3
42	MARION ASTRID	Lozanne	2005	9.6	7.4	8.4	9.4	34.8
43	SANINO LAETITIA	La Ciotat	1980	0.0	0.0	7.2	9.2	16.4
44	LAUR VALERIE	Lozanne	1972	0.0	0.0	0.0	0.0	0.0

3. FEMININ NIVEAU5 11-15 ans . SA_DA (B) (individuels)

3.1. Résultats par équipes

	Equipe	Club					Total
1	Bouc bel air	13--Bouc bel air gymnastique	43.6	44.5	44.1	42.0	174.2
2	St Priest	69--Gymnique association saint priest	41.8	44.2	45.9	41.6	173.5
3	Brindas	69--A.s.brindas	41.7	45.2	44.3	41.4	172.6
4	Francheville	69--Gym dans'	40.7	43.5	44.3	41.8	170.3
5	St Genis les Ollières	69--Entente St genoise	39.8	41.5	42.3	40.4	164.0
6	Chateaurenard	13--Indépendante chateaurenard	40.5	39.6	42.0	41.3	163.4
7	St Martin d hères	38--ESSM GYMNASTIQUE	41.0	40.6	38.6	43.1	163.3
8	Boen AL	42--Amicale laïque de Boën	40.3	43.1	39.5	37.3	160.2
9	Trets	13--Gymnastique sportive tretsoise	38.4	38.7	40.6	39.8	157.5
10	Chaponnay	69--Chaponnay gym	20.1	31.6	30.4	19.4	101.5




3.2. Résultats individuels

	Gymnaste	Equipe	Annee					Total
1	VINCENT ANABELLE	Bouc bel air	2008	11.1	11.8	11.1	10.7	44.7
2	FERRIER OERYTHIA	Francheville	2009	10.4	11.6	11.3	11.0	44.3
3	COLOMBIN GAIA	Brindas	2007	10.3	11.6	11.1	11.0	44.0
4	SOUCHE LYDWINE	Francheville	2009	10.3	11.7	11.3	10.5	43.8
	CARTOUX ZOÉ	Bouc bel air	2008	10.7	11.6	11.4	10.1	43.8
6	DUBOIS ELISA	Brindas	2007	10.5	11.6	11.1	10.5	43.7
7	CLAIN OCEANE	St Priest	2008	10.1	11.4	11.8	10.1	43.4
8	FARAUT SALOME	St Priest	2007	10.2	11.4	11.1	10.6	43.3
9	SAHABANI ALIYA	St Priest	2010	10.6	10.7	11.4	10.4	43.1
10	GARAFFA CASSY	Bouc bel air	2007	10.7	11.0	10.8	10.3	42.8
11	KRICHNER LENA	Brindas	2007	10.3	11.3	11.0	10.0	42.6
	LOUVEL MAYLIS	St Genis les Ollières	2007	10.0	11.6	11.0	10.0	42.6
13	JUILLARD EMILIE	Bouc bel air	2006	11.1	10.1	10.8	10.5	42.5
14	ABED JOUMANE	St Priest	2009	9.8	10.7	11.6	9.8	41.9
	ALONSO BELMONTE ALICIA	St Martin d hères	2009	10.6	10.5	10.1	10.7	41.9
16	SERVANT KELLY	St Martin d hères	2010	10.2	11.0	9.7	10.9	41.8
17	FAYARD CLEMENCE	Chaponnay	2008	10.2	11.6	10.0	9.8	41.6
18	BARTHOLIN LUCIE	Boen AL	2007	10.5	11.0	10.3	9.6	41.4
19	SBARRA LILIE	Chateaurenard	2008	10.0	10.8	10.2	10.3	41.3
20	PERRARD PAULINE	Francheville	2009	10.2	10.8	10.1	10.0	41.1
	JEANNOT MARGOT	St Martin d hères	2010	10.2	10.0	9.9	11.0	41.1
	SBARRA MANON	Chateaurenard	2008	10.1	10.0	10.8	10.2	41.1
23	KOUKOYAN LAURIE	Bouc bel air	2009	10.2	9.5	10.8	10.5	41.0
	DOUBLE JEANNE	St Genis les Ollières	2006	10.1	10.8	9.7	10.4	41.0
25	MARTINEZ NINON	Brindas	2007	10.6	9.2	11.1	9.9	40.8
26	GUILLOT MARCHAND LENA	Boen AL	2006	9.7	10.9	10.7	9.4	40.7
	SLENCKINSKI LOLA	St Genis les Ollières	2007	9.7	9.2	10.7	11.1	40.7
28	RENAULT NAIS	Chateaurenard	2009	10.6	9.2	10.9	9.9	40.6





29	JAMIER CHARLINE	St Priest	2007	10.5	10.2	9.1	10.5	40.3
30	FAYE ANAE	Trets	2007	9.1	9.4	10.9	10.7	40.1
31	VIDAL ANAIS	Trets	2008	9.7	9.5	10.7	9.9	39.8
32	AMATE-OLIVO CHARLINE	St Genis les Ollières	2007	10.0	9.9	10.9	8.9	39.7
33	DUPASQUIER MATHILDE	Chateaurenard	2010	9.5	9.3	10.1	10.5	39.4
	GINOUX SYDNEY	Chateaurenard	2009	9.5	9.5	10.1	10.3	39.4
35	VESSILLIER THAIS	Francheville	2008	9.2	9.4	10.3	10.3	39.2
36	VAGOGNE MELANIE	Chaponnay	2008	9.9	9.5	10.1	9.6	39.1
37	MORIN MADELEINE	Boen AL	2006	9.1	11.1	10.3	8.3	38.8
38	RIGHI AMINA	St Priest	2010	10.5	8.0	9.9	10.1	38.5
39	ARQUIER LEONI	Trets	2008	9.8	10.1	8.8	9.3	38.0
40	DELBARRE ELÉONORE	Francheville	2010	9.8	8.3	10.7	8.8	37.6
41	BEGUIN SASHA	Trets	2008	9.6	9.7	8.2	9.9	37.4
42	FOURNIAL ANAIS	St Martin d hères	2010	9.5	9.1	8.7	9.6	36.9
43	ALARY LILA	Bouc bel air	2008	10.7	7.8	8.9	9.3	36.7
44	BOUCHENTOUF INES	Chateaurenard	2009	9.8	8.5	8.7	8.9	35.9
45	LAPEYRE LUCIE	St Martin d hères	2009	10.0	6.4	8.9	10.5	35.8
46	PARET LISA	Boen AL	2009	9.8	8.3	8.2	9.3	35.6
	BADER ABIGAIL	Trets	2008	9.3	7.9	9.2	9.2	35.6
	BIALET MAE	Trets	2007	7.9	8.7	9.8	9.2	35.6
49	DELAUCHE PALOMA	Boen AL	2008	10.3	10.1	6.1	9.0	35.5
50	PUJOL TINA	St Martin d hères	2010	9.0	7.1	8.6	9.4	34.1
51	PARET MARGOT	Boen AL	2006	9.3	7.3	8.2	9.0	33.8
52	JESUS JADE	Brindas	2006	9.7	0.0	9.7	9.5	28.9
53	THERMOS CHLOE	Chaponnay	2008	0.0	10.5	10.3	0.0	20.8
54	NOUVEAU MAE	Brindas	2007	0.0	10.7	9.9	0.0	20.6
55	SERRETTE EMMA	Francheville	2010	0.0	8.3	11.0	0.0	19.3
56	HUMBERT MATHILDE	Chaponnay	2008	0.0	0.0	0.0	0.0	0.0
	JULIA ELOISE	Chaponnay	2008	0.0	0.0	0.0	0.0	0.0

4. FEMININ NIVEAU4 11 + . SA_DA (individuels)

4.1. Résultats par équipes

	Equipe	Club					Total
1	St Priest	69--Gymnique association saint priest	33.3	37.8	36.7	37.1	144.9
2	L'isle d'abeau	38--LA GYM DABEAU	32.7	36.8	34.1	37.1	140.7
3	Pont de claix	38--Pont de claix amicale gymnique	31.0	36.6	34.7	36.6	138.9
4	St just st rambert	42--Fjep st-just st-rambert	31.3	38.6	32.5	36.3	138.7
5	Chaponnay	69--Chaponnay gym	32.2	36.0	32.5	35.7	136.4
6	Boen AL	42--Amicale laique de Boën	31.1	35.2	33.2	35.1	134.6
7	Trets	13--Gymnastique sportive tretsoise	31.4	34.8	33.6	32.8	132.6
8	Tullins	38--La Vaillante de Tullins	30.8	22.7	30.6	32.0	116.1





4.2. Résultats individuels

	Gymnaste	Equipe	Annee					Total
1	FANELLI JULIA	St Priest	2009	11.1	12.9	12.0	12.6	48.6
2	KROUNA SIRINE	St Priest	2006	11.3	12.3	12.5	12.3	48.4
3	BOROWIEC MAEVA	Pont de claix	2001	11.1	12.9	11.5	12.8	48.3
4	TRUPIER MONDANCIN CHARLINE	L'isle d'abeau	1991	11.0	12.3	11.2	13.0	47.5
5	HOUCINI DORINE	St just st rambert	2001	10.6	12.9	11.1	12.3	46.9
6	DA SILVA MELANIE	St Priest	2004	10.3	12.4	12.2	11.9	46.8
7	FRAISSE LUCIE	St just st rambert	2004	10.2	12.9	10.8	12.5	46.4
8	BARDE ANAE	Chaponnay	2004	11.0	12.2	10.6	12.5	46.3
9	LEBAILLIF ROMANE	St Priest	2004	10.7	12.1	10.9	11.7	45.4
	DICHAMP MANON	L'isle d'abeau	2001	11.2	12.3	10.5	11.4	45.4
11	GUERY JUSTINE	St Priest	1994	10.9	11.9	10.3	12.2	45.3
12	GILBERT OCEANE	Trets	2002	10.8	11.0	12.0	11.2	45.0
13	MADINIER LOU	L'isle d'abeau	1997	10.5	11.8	11.6	11.0	44.9
14	DIAZ ESTELLE	St Priest	1993	10.7	12.5	12.0	9.6	44.8
	ARCHIMBAUD EMMA	Boen AL	2005	10.4	11.8	10.8	11.8	44.8
16	CRETON JULIE	Pont de claix	2000	9.9	11.4	11.3	12.0	44.6
	LARDET MELISSA	L'isle d'abeau	2003	10.5	12.2	10.2	11.7	44.6
18	LAN LOUANE	Trets	2005	10.3	12.2	10.7	10.8	44.0
19	AMBROISE MARLENE	L'isle d'abeau	2003	10.0	10.1	11.3	12.1	43.5
20	APARICIO LIVIA	Trets	2005	10.3	11.4	10.9	10.8	43.4
21	DEVILLELE MORGANE	Boen AL	2004	10.2	11.6	10.5	11.0	43.3
22	DURAND GARDIAN LOLITA	L'isle d'abeau	2002	10.5	10.0	10.5	12.0	43.0
23	BARDE LILY-ROSE	Chaponnay	2007	10.5	10.2	10.0	12.1	42.8
24	COLOMBET ELSA	St just st rambert	2005	10.1	11.5	10.3	10.8	42.7
25	BOURRAT JULIE	St just st rambert	2003	10.2	12.8	8.5	11.0	42.5
26	GHAZALI LOUNA	Chaponnay	2006	10.0	11.4	10.7	10.3	42.4
27	ROMON MARGOT	Pont de claix	2003	10.0	11.9	10.2	9.9	42.0
28	ZAKARIA CHIARA	Trets	2005	10.0	11.2	10.0	10.5	41.7
	MORI LENA	Tullins	2000	10.4	9.8	10.6	10.9	41.7
30	DECHANDON PAULINE	St just st rambert	2004	10.5	8.8	10.6	11.5	41.4





31	LAMBLIN-MOLLER EVE	Chaponnay	2007	9.8	9.9	10.1	11.0	40.8
32	DONAZZOLO LAURA	Chaponnay	2001	10.7	11.3	7.6	11.1	40.7
33	DUJARRIER LOU	Trets	2006	10.3	10.4	9.9	9.9	40.5
34	DELAUCHE ANAMEE	Boen AL	2001	7.2	11.6	10.0	11.5	40.3
35	DAVAL INES	Boen AL	2002	9.6	11.8	8.6	10.1	40.1
36	FERREIRA LOUNA	St just st rambert	2006	10.2	8.7	10.5	10.4	39.8
37	MAGAT ANNA ROSE	Chaponnay	2003	9.6	12.4	11.2	6.4	39.6
38	SOUCHON LAURA	Boen AL	2004	10.1	9.9	8.2	11.0	39.2
39	DELAVAL LORRAINE	Tullins	2006	10.7	9.0	7.7	10.7	38.1
40	PETITJEAN LAEMLE BLANCHE	Pont de claix	2003	9.8	6.0	10.1	11.3	37.2
41	JULIEN MANON	Pont de claix	1999	0.0	11.8	11.7	11.8	35.3
42	THAI CHLOE	Tullins	2006	9.7	3.9	11.1	10.4	35.1
43	BARTHOLIN LUCILE	Boen AL	2000	10.5	0.0	11.9	11.8	34.2
44	ARRUFAT MAELIA	Tullins	2002	8.3	3.9	8.9	6.5	27.6
45	MAGGUILI CLARA	Pont de claix	2001	0.0	11.8	11.5	0.0	23.3

5. FEMININ NIVEAU2 11-18 ans . SA_DA (individuels)

5.1. Résultats par équipes





	Equipe	Club					Total
1	Francheville	69--Gym dans'	32.0	33.3	32.2	35.5	133.0
2	Aix les bains	73--UNION GYMNIQUE	33.0	29.5	31.2	33.5	127.2

5.2. Résultats individuels





	Gymnaste	Equipe	Annee					Total
1	BOUDJELAL ZAHRA	Francheville	2007	11.0	11.6	10.9	11.9	45.4
2	GAMBIEZ AGATHE	Aix les bains	2006	10.9	10.4	11.1	11.8	44.2
	SUATON MELINE	Aix les bains	2007	11.7	9.5	11.2	11.8	44.2
4	GRADAI MANON	Francheville	2007	10.5	10.8	10.2	12.3	43.8
	LALARME SOLENE *	Irigny 1 (indiv) (indiv)	2008	11.2	10.0	11.4	11.2	43.8
6	GARCIA EMILIE *	Chateaubrenard 1 (indiv) (indiv)	2004	11.0	11.7	11.1	9.9	43.7
7	DI FOLCO ANAIS	Francheville	2006	9.6	10.1	9.8	11.3	40.8
8	MERLIER LOLA	Aix les bains	2008	9.9	9.6	8.9	9.9	38.3
9	CHANTEPIE ZOE	Francheville	2006	10.5	10.7	11.1	0.0	32.3
10	BRUNEL AMBRE	Francheville	2006	9.2	10.9	9.8	0.0	29.9
11	FAUVEL OCEANE	Aix les bains	2005	10.1	8.3	0.0	0.0	18.4
12	VIAL MANON	Francheville	2006	0.0	8.2	9.6	0.0	17.8
13	MONTCHAMP JASMYNE	Aix les bains	2006	10.4	0.0	0.0	0.0	10.4

6. FEMININ NIVEAU3 11-15 ans . SA_DA (individuels)

6.1. Résultats par équipes

	Equipe	Club					Total
1	Francheville	69--Gym dans'	32.4	35.8	35.2	38.1	141.5
2	Villette d Anthon	69--Villette gym	32.6	35.2	34.9	37.4	140.1
3	Amplepuis	69--La fraternelle	33.2	36.6	34.1	36.0	139.9

6.2. Résultats individuels





	Gymnaste	Equipe	Annee					Total
1	GIRAUD EMMA	Amplepuis	2006	12.0	13.1	12.4	12.5	50.0
2	VERCOUTRE STELLA	Francheville	2007	10.6	12.1	11.9	12.8	47.4
3	FILLON LILOU	Amplepuis	2007	11.8	11.7	11.9	11.8	47.2
4	ALTINAOU LINA	Francheville	2009	11.0	11.8	11.4	12.4	46.6
	KIM HAK NOA	Francheville	2008	10.8	11.9	11.9	12.0	46.6
	GOJON EVA	Villette d Anthon	2008	11.2	12.3	10.3	12.8	46.6
7	GATHERON LEINE	Villette d Anthon	2008	10.3	11.6	11.5	12.5	45.9
8	USEO JADE	Francheville	2007	10.5	10.1	10.8	12.9	44.3
9	FESCHE MELYNE	Villette d Anthon	2008	10.8	9.9	11.3	12.1	44.1
10	BUSSIÈRE LIV	Villette d Anthon	2007	9.9	10.9	9.3	11.2	41.3
11	DELIOT CELESTINE	Villette d Anthon	2007	9.0	11.3	8.5	10.1	38.9
12	HUGONNET NOEMIE	Villette d Anthon	2007	10.6	0.0	12.1	11.1	33.8
13	PONTILLE MELYNE	Amplepuis	2007	0.0	11.8	9.8	11.7	33.3
14	ROSIER THIFAINE	Francheville	2006	9.7	10.3	9.8	0.0	29.8
15	CRUZILLE ZELIE	Amplepuis	2007	9.4	0.0	8.6	8.9	26.9
16	BATTESTINI ROMANE	Francheville	2007	0.0	11.7	9.3	0.0	21.0

7. FEMININ NIVEAU5 11-15 ans . SA_DA (individuels)

7.1. Résultats par équipes

	Equipe	Club					Total
1	Crolles	38--Gym et rythme crolles	41.3	43.4	43.1	43.0	170.8
2	Villette d Anthon	69--Villette gym	41.4	46.4	39.8	42.5	170.1
3	Albens	73--Union gymnique albens	42.1	41.8	42.8	40.5	167.2
4	Irigny	69--Amicale laique irigny	40.7	41.6	40.9	41.7	164.9
5	Trets 2	13--Gymnastique sportive tresetoise	41.6	42.4	40.8	37.9	162.7
6	La Ciotat	13--GYM' LA CIOTAT	42.1	39.8	39.7	39.0	160.6
7	Pont de Beauvoisin	38--La Sentinelle	41.9	40.7	36.8	41.0	160.4
8	Vaulx en velin	69--Indépendante de Vaulx en Velin	41.1	36.0	40.4	41.4	158.9
9	St Rambert d Albon	26--ASCR Gym	42.0	37.4	34.5	40.4	154.3
10	Gardanne	13--Gardanne	38.4	39.4	35.4	38.9	152.1





7.2. Résultats individuels

	Gymnaste	Equipe	Annee					Total
1	WEILEMANN LEA	Crolles	2008	10.3	12.0	11.1	11.9	45.3
2	COCHE ZOE	Villette d Anthon	2008	10.3	12.1	10.6	10.7	43.7
3	BLACHERE MANON	Albens	2009	10.7	10.7	11.0	10.8	43.2
4	ROYER JULIE	Villette d Anthon	2006	10.5	12.0	9.2	11.4	43.1
5	DI RUSCIO TALIA	Villette d Anthon	2008	10.2	11.5	10.9	10.4	43.0
6	ROCHET-RIZZON LOUNA	Albens	2010	10.6	10.8	11.1	10.3	42.8
7	GUIRAO LOLA	Crolles	2008	10.7	11.1	10.9	10.0	42.7
8	GALLIEN ROMANE	Pont de Beauvoisin	2007	10.7	11.1	9.6	10.8	42.2
	BICAND KIARA	Albens	2010	10.5	10.6	10.9	10.2	42.2
10	NAAMANI INES	Vaulx en velin	2007	10.3	10.6	10.5	10.7	42.1
11	CAILLOL MARIANE	Irigny	2008	10.3	11.1	11.0	9.5	41.9
12	VANGVIRACHITH LILI	Crolles	2006	10.3	10.2	10.7	10.3	41.5
13	MOLAC MARGAUX	La Ciotat	2007	10.6	10.1	10.0	10.6	41.3
14	GRIFFON EOLE	Irigny	2008	9.8	10.0	10.2	11.1	41.1
15	MICAT SIENNA	Irigny	2009	10.5	10.1	9.7	10.7	41.0
	DIDRY ZOE	Crolles	2007	10.0	9.8	10.4	10.8	41.0
17	BALDASSINI EVA	Trets 2	2009	10.8	11.4	10.2	8.2	40.6
18	ROBERT LINA	La Ciotat	2009	10.4	10.6	9.4	10.1	40.5
19	BONTE CLARA	Trets 2	2008	10.4	10.1	10.1	9.5	40.1
	RAPUC JULIE	La Ciotat	2006	10.5	9.7	10.3	9.6	40.1
21	CHARLES LOLA	Villette d Anthon	2008	10.1	10.8	9.1	9.7	39.7
	HOUCHE MANEL	Vaulx en velin	2007	10.1	9.8	9.8	10.0	39.7
23	GASSAB EMMA	Irigny	2009	10.1	9.7	9.9	9.8	39.5
	GAUTRON CHIARA	Gardanne	2007	9.9	9.2	10.2	10.2	39.5
25	GUIRAUD STELLA	Trets 2	2007	10.0	9.8	9.6	10.0	39.4
	HORACEK JADE	Pont de Beauvoisin	2006	10.5	9.8	8.7	10.4	39.4
27	BERREHOUC ISIS	St Rambert d Albon	2007	10.7	9.2	8.9	10.2	39.0
	LAGARDE JANIS	Trets 2	2007	10.1	9.1	10.9	8.9	39.0
	GUIGNARD EMMA	Gardanne	2007	10.1	9.8	8.4	10.7	39.0
30	CANTE STELLA	Vaulx en velin	2009	10.0	9.0	9.5	10.4	38.9




31	BAHLAOUI MARIAME	Villette d Anthon	2008	10.4	9.5	8.8	10.0	38.7
32	RALAIVOLA MARGOT	Gardanne	2007	9.1	11.2	9.2	9.1	38.6
33	SIMON DOMITILLE	Irigny	2007	9.8	10.4	9.8	8.5	38.5
34	EL BOUARFAOUI LYNA	Trets 2	2010	9.9	11.1	8.2	9.1	38.3
35	PAVIET THEA	Pont de Beauvoisin	2006	10.2	10.4	7.9	9.6	38.1
	ADDAOUD YASMINE	Vaulx en velin	2007	10.6	6.6	10.6	10.3	38.1
37	DE LA CORTINA-QUINN GLORIA	Irigny	2007	9.8	9.2	8.8	10.1	37.9
	BOUCHEZ LILOU	Albens	2008	9.7	9.7	9.8	8.7	37.9
39	BOURGOUIN EVA	Albens	2008	10.3	9.5	8.7	9.2	37.7
40	GROS CYRIELLE	Pont de Beauvoisin	2006	9.9	8.6	10.0	9.1	37.6
41	BRUN EMMY	La Ciotat	2006	10.2	8.7	9.6	8.7	37.2
42	BARRUOL ANAIS	La Ciotat	2008	10.6	9.4	9.0	8.1	37.1
	GUILLAUD JARGOT HELENA	Pont de Beauvoisin	2007	10.5	9.4	7.0	10.2	37.1
44	ANDRIANIRINA ANJARA	St Rambert d Albon	2007	10.3	9.7	8.9	7.7	36.6
45	XIBERRAS LOUANE	Trets 2	2010	10.3	7.4	9.5	9.3	36.5
46	CHATELET MAIA	Albens	2008	9.7	9.7	9.8	7.0	36.2
47	BOUVET CLARA	St Rambert d Albon	2007	10.1	7.2	8.6	10.2	36.1
	O'CONNOR LUCILLE	La Ciotat	2008	10.3	9.0	9.8	7.0	36.1
49	CAMILLE VICTORIA	St Rambert d Albon	2007	9.7	7.9	8.1	9.5	35.2
50	ROBERT FANNY	Gardanne	2007	9.3	9.2	7.6	8.9	35.0
51	GALAIS TESSY	Villette d Anthon	2008	9.7	8.8	8.2	7.5	34.2
52	JERRAF WIDJANE	Vaulx en velin	2008	10.1	2.8	9.5	9.3	31.7
53	VESSILLER CRYSTAL	St Rambert d Albon	2008	9.5	10.6	0.0	9.4	29.5
54	BERREHOUC LILOU	St Rambert d Albon	2007	10.9	0.0	0.0	10.5	21.4
55	RESCA LISA	Crolles	2007	0.0	10.1	10.3	0.0	20.4
56	DI MAURO MAENA	Pont de Beauvoisin	2006	0.0	9.2	8.5	0.0	17.7
57	MARTIN NOELINE	Crolles	2007	0.0	0.0	0.0	0.0	0.0
	NORMAND LOUANE	Gardanne	2007	0.0	0.0	0.0	0.0	0.0

8. FEMININ NIVEAU2 11 + . SA_DA (individuels)

8.1. Résultats par équipes

	Equipe	Club					Total
1	Gardanne	13--Gardanne	33.6	34.7	37.6	38.1	144.0
2	Irigny	69--Amicale laique irigny	32.6	37.0	34.4	37.2	141.2
3	Rhodia club	38--Rhodia-Club Gymnastique	33.3	32.7	32.3	36.9	135.2

8.2. Résultats individuels

	Gymnaste	Equipe	Annee					Total
1	NACEUR DEBORAH	Gardanne	2001	11.8	11.5	12.3	13.4	49.0
2	BOUASSE MARION	Gardanne	2002	10.5	12.8	12.6	12.3	48.2
3	TURPIN MAELLE	Irigny	1994	10.8	13.5	10.6	12.4	47.3
4	VIGNAL MANON	Rhodia club	1999	11.6	11.6	10.7	13.3	47.2
5	JACQUINOT CAMILLE	Rhodia club	2005	11.2	12.2	10.7	12.0	46.1
6	ERNANDES ERIKA	Gardanne	1999	11.1	10.4	11.2	11.8	44.5
7	PARIZOT ESTELLE	Irigny	1996	9.9	10.4	11.5	12.4	44.2
	PENFOLD INDY	Gardanne	2005	10.0	9.1	12.7	12.4	44.2
9	PARIZOT AUDREY	Irigny	1996	11.0	11.9	11.0	10.1	44.0
10	PROT OCEANE	Irigny	2004	10.8	8.5	11.9	12.4	43.6
11	STIVAL LUCIE	Rhodia club	2004	10.5	8.9	10.8	11.6	41.8
12	PELIN LAURA *	Givors 1 (indiv) (indiv)	1994	10.0	9.5	11.3	10.8	41.6
13	LOMBARDO MATHILDE	Gardanne	1997	10.7	9.2	10.6	10.9	41.4
14	MERY LILOU	Gardanne	2006	9.8	10.3	9.4	11.4	40.9
15	JACQUES VALENTINE	Rhodia club	2006	10.1	8.2	10.8	10.2	39.3
16	GOUTTE TYFFANIE	Rhodia club	2005	9.5	7.5	10.0	9.8	36.8
17	DIOGO JUSTINE	Rhodia club	2005	9.2	7.3	10.0	9.6	36.1
18	MOYNE PAULINE	Irigny	1998	9.9	11.6	0.0	0.0	21.5
19	FIEVET MAELIS	Irigny	2001	10.2	0.0	0.0	0.0	10.2

9. MASCULIN NIVEAU4 11 + . SA_DA (individuels)

9.1. Résultats par équipes

	Equipe	Club							Total
1	Gardanne	13--Gardanne	38.8	38.9	35.5	36.9	36.6	35.4	222.1
2	Ambérieu en bugey	1--REVEIL AMBERIEU GYM	38.2	38.8	33.2	36.5	36.5	36.5	219.7
3	Bourg de Thizy	69--Enfants de la trambouze	37.2	38.0	35.6	34.4	37.7	34.5	217.4
4	Brindas	69--A.s.brindas	37.0	36.9	32.8	35.3	37.2	32.3	211.5
5	Vaugneray	69--Union sportive de l'ouest lyonnais	37.1	35.7	32.1	34.9	36.2	28.9	204.9
6	Roanne ALRG	42--Amicale laïque de roanne garçons	32.5	37.4	32.1	31.6	33.2	33.5	200.3
7	Jonage	38--Jonage gymnastique	35.5	34.5	29.1	35.0	33.1	33.0	200.2
8	Savigny	69--A.s.c.savigny	31.8	33.3	30.1	34.6	32.7	31.2	193.7
9	Domène	38--Etoile sportive doménoise	33.6	30.8	32.3	33.3	33.8	27.8	191.6







9.2. Résultats individuels

	Gymnaste	Equipe	Anne e							Total
1	VARENNE REGIS	Roanne ALRG	1994	12.7	13.2	12.2	11.3	12.9	12.4	74.7
2	COLOMBIN HUGUES	Brindas	2004	12.9	12.9	11.9	11.9	12.9	12.1	74.6
3	MOLINA MATHIS	Gardanne	2004	12.8	12.9	11.6	12.0	12.3	12.5	74.1
4	VILLETELLE MATTEO	Bourg de Thizy	2004	12.9	13.4	12.0	11.2	11.7	12.0	73.2
	ROUMANI LORIS	Gardanne	2006	12.9	12.9	11.8	12.4	11.8	11.4	73.2
6	PAPIN NICOLAS	Gardanne	1996	13.1	11.4	11.8	12.5	12.5	11.1	72.4
7	LANCERY ROMAIN	Gardanne	2004	12.7	13.1	11.9	11.2	11.8	11.5	72.2
8	NAUJAC JOHAN	Savigny	2004	11.1	13.4	11.3	11.7	11.4	12.6	71.5
9	JOUANNADE LUCAS	Bourg de Thizy	2005	12.4	11.5	12.2	10.4	12.8	11.7	71.0
10	ROUSSET RENQUERCH GASPARD	Ambérieu en bugey	2005	12.0	11.7	10.6	11.8	12.0	12.0	70.1
11	BERNARD MAXIME	Ambérieu en bugey	2004	12.5	11.7	10.1	12.1	11.5	11.8	69.7
12	TURC FLORIAN	Ambérieu en bugey	2008	11.8	12.9	10.1	12.0	11.6	11.0	69.4
13	BULLIAT-LUTHEREAU FLAVIEN	Vaugneray	2008	12.5	12.6	11.6	10.1	11.8	10.0	68.6
14	PERNOT TANGUY	Vaugneray	2005	12.4	10.2	11.6	12.1	12.6	9.1	68.0
15	GROUSELLE TOM	Bourg de Thizy	2004	11.9	12.8	11.0	11.1	10.1	9.8	66.7
16	PONTILLE STEPHANE	Bourg de Thizy	1998	10.6	11.7	9.7	11.0	12.7	10.8	66.5
17	CHOGNOT ELIOTT	Jonage	2004	11.6	10.5	9.9	11.6	11.0	11.7	66.3
	CUEL MAEL	Savigny	2005	12.5	11.1	9.2	12.5	11.0	10.0	66.3
19	JACQUET MATHIAS	Bourg de Thizy	2007	9.6	11.8	11.4	11.1	12.2	9.4	65.5
20	LAPALUS LORIS	Jonage	2006	11.8	10.2	9.5	11.1	11.6	10.9	65.1
21	TRAVARD JULES ALEXANDRE	Roanne ALRG	2004	10.4	12.0	10.4	10.7	9.7	11.2	64.4
22	CARRET SYLVAIN	Domène	2004	12.2	10.5	9.6	11.2	10.6	9.7	63.8
	DEMOLIERE LEO	Brindas	2002	11.1	10.5	9.0	11.2	12.0	10.0	63.8
24	LABROSSE TOM	Jonage	2007	10.0	12.9	9.7	12.3	9.9	8.8	63.6
	HOCEINI BASTIEN	Brindas	2005	11.7	11.1	8.1	10.8	11.8	10.1	63.6
26	SOFFIETTI CORENTIN	Domène	2007	10.7	11.0	10.8	11.0	10.7	9.3	63.5
27	DUBARLE GAETAN	Domène	2005	10.7	9.3	11.5	11.1	11.7	8.8	63.1
28	TOURLOUR GAEL	Vaugneray	2008	12.2	9.0	7.5	12.2	11.8	9.8	62.5
29	FERRY AXEL	Roanne ALRG	2004	8.9	12.2	9.1	9.6	9.2	9.9	58.9







30	PERSE ETHAN	Roanne ALRG	2008	9.4	10.7	9.5	9.4	10.6	8.8	58.4
31	REBELO MATHYS	Ambérieu en bugey	2004	12.6	12.5	10.7	12.4	9.6	0.0	57.8
32	SOFFIETTI FLORIAN	Domène	2004	9.6	8.0	10.0	10.6	11.4	8.1	57.7
33	LARMINAT THEO	Gardanne	2005	12.8	12.9	0.0	11.5	10.0	10.1	57.3
34	TOMADA TRYSTAN	Ambérieu en bugey	2002	13.1	10.2	10.2	0.0	11.2	11.8	56.5
35	DUFFAULT CLEMENT	Ambérieu en bugey	1988	0.0	13.4	11.9	0.0	12.9	12.7	50.9
36	GESQUIERE THOMAS	Jonage	2007	0.0	9.6	8.4	11.1	10.5	8.3	47.9
37	NEUVILLE PIERRE	Brindas	2003	0.0	12.9	0.0	11.1	12.3	10.1	46.4
	VERCHERE JEREMY	Gardanne	2003	12.8	0.0	11.5	10.9	11.2	0.0	46.4
39	COSTOLI CEDRIC	Jonage	1982	12.1	11.1	0.0	11.0	0.0	10.4	44.6
40	FARDEAU BASTIEN	Brindas	2004	12.4	0.0	8.6	12.2	11.1	0.0	44.3
41	SOUBEYRAND MATHIS	Savigny	2005	8.2	8.8	0.0	9.6	0.0	8.6	35.2
42	MUELAS EMMANUEL	Vaugneray	2007	0.0	12.9	8.2	0.0	9.8	0.0	30.9
43	BUJADOUX HENRI	Savigny	2003	0.0	0.0	9.6	10.4	10.3	0.0	30.3
44	TRAVERT LASZLO	Vaugneray	2006	9.5	0.0	0.0	10.6	9.4	0.0	29.5
45	SIMO VALENTIN	Vaugneray	2004	0.0	0.0	8.9	0.0	9.1	8.4	26.4
46	PRIME MATTEO	Brindas	2002	0.0	0.0	11.9	0.0	9.4	0.0	21.3
47	DESSAINTJEAN Alexandre	Savigny	2007	0.0	7.4	6.8	0.0	6.1	0.0	20.3
48	BOURASSAUD JULIEN	Bourg de Thizy	1996	0.0	0.0	0.0	12.1	0.0	0.0	12.1
49	DESHIERE ROMAIN	Domène	1984	0.0	7.5	0.0	0.0	0.0	0.0	7.5

10. MASCULIN NIVEAU2 11 + . SA_DA (individuels)

10.1. Résultats par équipes

	Equipe	Club							Total
1	Ambérieu en bugey	1--REVEIL AMBERIEU GYM	42.1	36.8	38.1	39.8	35.4	37.2	229.4

10.2. Résultats individuels





	Gymnaste	Equipe	Année							Total
1	ERRARD CYRIL	Ambérieu en bugey	1995	14.2	13.2	11.6	13.8	13.1	12.5	78.4
2	DE SIMONE BAPTISTE	Ambérieu en bugey	1995	14.0	12.2	13.0	13.0	11.5	13.0	76.7
3	CAVALLINI ADRIEN	Ambérieu en bugey	2003	13.9	11.4	13.5	13.0	10.8	11.7	74.3
4	LEREDOTTE RAPHAEL *	Jonage 1 (indiv) (indiv)	2001	13.7	10.2	12.2	14.0	10.9	12.7	73.7
5	MORELLON PIERRICK *	St Genis les Ollières 1 (indiv) (indiv)	1999	12.0	10.9	11.9	12.0	11.3	11.1	69.2
6	GIZOLME MARTIN *	St Genis les Ollières 1 (indiv) (indiv)	2002	12.7	10.3	9.0	12.5	9.7	10.5	64.7
7	GODARD ACSI LAURENT	Ambérieu en bugey	1994	13.3	0.0	0.0	12.4	8.5	0.0	34.2

11. FEMININ NIVEAU1 11-18 ans . SA_DA (individuels)

11.1. Résultats par équipes

	Equipe	Club					Total

11.2. Résultats individuels







	Gymnaste	Equipe	Annee					Total
1	DOZON VALENTINE *	Trets 1 (indiv) (indiv)	2006	11.5	13.1	13.4	11.9	49.9

12. MASCULIN NIVEAU3 11 + . SA_DA (individuels)

12.1. Résultats par équipes

	Equipe	Club							Total
--	--------	------	---	---	--	---	---	---	-------

12.2. Résultats individuels

	Gymnaste	Equipe	Anne e							Total
1	ARGAUD MATTHIEU *	St just st rambert 1 (indiv) (indiv)	2002	13.6	11.6	12.1	13.1	12.5	12.2	75.1
2	CLARET HUGO *	Crolles 1 (indiv) (indiv)	2002	13.8	10.1	10.5	12.4	12.3	12.3	71.4
3	BICARD EDDIE *	St just st rambert 1 (indiv) (indiv)	2000	12.1	4.8	12.0	12.5	12.0	11.6	65.0
4	MERCIER QUENTIN *	Jonage 1 (indiv) (indiv)	1989	9.6	8.9	9.8	11.1	11.6	10.5	61.5

13. MASCULIN NIVEAU4 11-16 ans . SA_DA (individuels)

13.1. Résultats par équipes





	Equipe	Club							Total
1	Crolles	38--Gym et rythme crolles	38.0	35.7	35.7	36.6	37.5	36.8	220.3
2	Roanne ALRG	42--Amicale laïque de roanne garçons	38.0	37.7	36.2	33.2	36.6	34.3	216.0
3	Jonage	38--Jonage gymnastique	32.9	26.5	27.7	33.6	30.4	28.6	179.7

13.2. Résultats individuels




	Gymnaste	Equipe	Année							Total
1	LONCKE NOE	Crolles	2005	12.6	12.2	12.4	12.6	12.6	12.4	74.8
2	BISSUEL GAETAN	Roanne ALRG	2005	13.1	13.4	12.7	10.9	12.1	12.1	74.3
3	VANGVIRACHITH ZAO	Crolles	2007	12.7	11.1	11.8	12.4	12.7	12.0	72.7
4	FERNANDES CESAR	Roanne ALRG	2008	11.8	12.0	11.9	11.1	12.4	12.0	71.2
5	PETILLOT MATHIS	Crolles	2008	11.7	11.8	11.3	10.8	12.2	11.9	69.7
6	ROCHE THOMAS	Roanne ALRG	2005	13.1	11.1	11.6	11.0	12.1	10.2	69.1
7	RAVIER AXEL	Crolles	2008	11.4	10.4	11.5	10.9	11.9	12.4	68.5
8	COMANDONE MATTEO	Crolles	2007	12.7	11.7	9.4	11.6	10.7	11.8	67.9
9	MARTINET LUCA	Crolles	2007	11.9	11.7	10.7	11.3	11.7	10.4	67.7
10	SLEPCEVIC TOM	Roanne ALRG	2008	11.4	12.3	10.7	10.0	11.6	9.1	65.1
11	DANIELE GIULIAN	Roanne ALRG	2008	10.9	11.4	11.6	11.1	11.5	8.3	64.8
12	LEMOINE LUCAS	Jonage	2006	10.4	11.4	11.2	10.4	11.3	9.7	64.4
13	CHEVALIER DOS SANTOS ALAIN	Jonage	2008	12.5	9.6	9.0	11.7	10.1	10.0	62.9
14	PEPINOTREMENOS EMILIO	Jonage	2007	10.0	5.5	7.5	10.7	9.0	8.9	51.6
15	ESTRAGNAT AXEL	Jonage	2007	9.8	4.6	5.1	10.4	5.5	8.2	43.6
16	RAPOSO LEANDRE	Jonage	2010	7.4	3.9	6.9	11.2	4.2	8.0	41.6
17	OUDOT BASTIEN	Roanne ALRG	2009	0.0	0.0	0.0	0.0	0.0	0.0	0.0

14. FEMININ NIVEAU1 11 + . SA_DA (individuels)

14.1. Résultats par équipes

	Equipe	Club					Total
1	Villette d Anthon	69--Villette gym	32.8	33.8	36.5	38.6	141.7
2	St just st rambert	42--Fjep st-just st-rambert	23.8	39.6	36.8	36.8	137.0

14.2. Résultats individuels







	Gymnaste	Equipe	Annee					Total
1	POULACHON ORIANE	St just st rambert	1999	12.5	13.2	13.7	14.0	53.4
2	CHEVASSUS DIAZ EMMA	Villette d Anthon	2002	11.8	11.6	13.5	13.8	50.7
3	BERGIRON JULIETTE	St just st rambert	1997	11.3	13.9	13.4	11.0	49.6
4	AGHADJANIAN EMMA	Villette d Anthon	2000	10.9	13.1	11.9	11.8	47.7
5	RANCHON JUSTINE	St just st rambert	2001	0.0	12.5	9.7	11.8	34.0
6	NGOUNOU PAULINE	Villette d Anthon	2003	0.0	9.1	11.1	12.5	32.7
7	TARIFA ANOUK	Villette d Anthon	1999	9.5	0.0	10.8	12.3	32.6
8	GREGOIRE COLEEN	Villette d Anthon	2004	10.1	8.9	0.0	10.1	29.1

15. MASCULIN NIVEAU3 11-18 ans . SA_DA (individuels)

15.1. Résultats par équipes

	Equipe	Club							Total
--	--------	------	---	---	--	---	---	---	-------

15.2. Résultats individuels







	Gymnaste	Equipe	Anne e							Total
1	BOURDON ARTHUR *	Jonage 1 (indiv) (indiv)	2003	12.7	3.4	10.5	11.3	10.8	7.8	56.5

16. MASCULIN NIVEAU5 11-16 ans . SA_DA (individuels)

16.1. Résultats par équipes

	Equipe	Club							Total
--	--------	------	---	---	--	---	---	---	-------

16.2. Résultats individuels







	Gymnaste	Equipe	Anne e							Total
1	PRADIER CORENTIN *	St just st rambert 1 (indiv) (indiv)	2005	11.4	12.5	10.7	10.9	12.4	11.8	69.7

17. MASCULIN NIVEAU4 11-18 ans . SIMPLE_APPARTENANCE (B) (individuels)

17.1. Résultats par équipes

	Equipe	Club							Total
--	--------	------	---	---	--	---	---	---	-------

17.2. Résultats individuels

	Gymnaste	Equipe	Année							Total
1	Slepcevic Tom *	Roanne	0	0.0	12.3	0.0	0.0	0.0	0.0	12.3
2	Bissuel Gaetan *	Roanne	0	0.0	11.6	0.0	0.0	0.0	0.0	11.6
3	3 *	Roanne	0	0.0	0.0	0.0	0.0	0.0	0.0	0.0
4	4 *	Roanne	0	0.0	0.0	0.0	0.0	0.0	0.0	0.0
5	5 *	Roanne	0	0.0	0.0	0.0	0.0	0.0	0.0	0.0

18. MASCULIN NIVEAU4 11 + . SIMPLE_APPARTENANCE (B) (individuels)

18.1. Résultats par équipes

Equipe	Club							Total
--------	------	--	--	--	--	--	--	-------

18.2. Résultats individuels







	Gymnaste	Equipe	Année							Total
1	Varenne Regis *	Roanne	0	0.0	13.4	0.0	0.0	0.0	0.0	13.4
2	Turc Florian *	Ambérieu	0	0.0	12.9	0.0	0.0	0.0	0.0	12.9
3	Villetelle Mattéo *	Bourg de Thizy	0	0.0	12.4	0.0	0.0	0.0	0.0	12.4
4	2 *	Ambérieu	0	0.0	0.0	0.0	0.0	0.0	0.0	0.0
	3 *	Ambérieu	0	0.0	0.0	0.0	0.0	0.0	0.0	0.0
	4 *	Ambérieu	0	0.0	0.0	0.0	0.0	0.0	0.0	0.0
	5 *	Ambérieu	0	0.0	0.0	0.0	0.0	0.0	0.0	0.0
	2 *	Roanne	0	0.0	0.0	0.0	0.0	0.0	0.0	0.0
	3 *	Roanne	0	0.0	0.0	0.0	0.0	0.0	0.0	0.0
	4 *	Roanne	0	0.0	0.0	0.0	0.0	0.0	0.0	0.0
	5 *	Roanne	0	0.0	0.0	0.0	0.0	0.0	0.0	0.0
	2 *	Bourg de Thizy	0	0.0	0.0	0.0	0.0	0.0	0.0	0.0
	3 *	Bourg de Thizy	0	0.0	0.0	0.0	0.0	0.0	0.0	0.0
	4 *	Bourg de Thizy	0	0.0	0.0	0.0	0.0	0.0	0.0	0.0
	5 *	Bourg de Thizy	0	0.0	0.0	0.0	0.0	0.0	0.0	0.0

19. MASCULIN NIVEAU4 11-18 ans . SIMPLE_APPARTENANCE (C) (individuels)

19.1. Résultats par équipes

	Equipe	Club							Total
--	--------	------	---	---	--	---	---	---	-------

19.2. Résultats individuels







	Gymnaste	Equipe	Année							Total
1	Fernandes Cesar *	Roanne	0	0.0	0.0	0.0	0.0	0.0	11.8	11.8
2	2 *	Roanne	0	0.0	0.0	0.0	0.0	0.0	0.0	0.0
3	3 *	Roanne	0	0.0	0.0	0.0	0.0	0.0	0.0	0.0
4	4 *	Roanne	0	0.0	0.0	0.0	0.0	0.0	0.0	0.0
5	5 *	Roanne	0	0.0	0.0	0.0	0.0	0.0	0.0	0.0

20. MASCULIN NIVEAU4 11 + . SIMPLE_APPARTENANCE (C) (individuels)

20.1. Résultats par équipes

Equipe	Club							Total
--------	------	---	---	--	---	---	---	-------

20.2. Résultats individuels







	Gymnaste	Equipe	Année							Total
1	Turc Florian *	Ambérieu	0	0.0	0.0	0.0	0.0	0.0	11.9	11.9
2	Bernard Maxime *	Ambérieu	0	0.0	0.0	0.0	0.0	0.0	11.4	11.4
3	2 *	Jonage	0	0.0	0.0	0.0	0.0	0.0	0.0	0.0
	3 *	Jonage	0	0.0	0.0	0.0	0.0	0.0	0.0	0.0
	4 *	Jonage	0	0.0	0.0	0.0	0.0	0.0	0.0	0.0
	5 *	Jonage	0	0.0	0.0	0.0	0.0	0.0	0.0	0.0
	3 *	Ambérieu	0	0.0	0.0	0.0	0.0	0.0	0.0	0.0
	4 *	Ambérieu	0	0.0	0.0	0.0	0.0	0.0	0.0	0.0
	5 *	Ambérieu	0	0.0	0.0	0.0	0.0	0.0	0.0	0.0
10	Lapalus Loris *	Jonage	0	0.0	0.0	0.0	0.0	0.0	-1.16	-1.2

21. MASCULIN NIVEAU3 11 + . SIMPLE_APPARTENANCE (B) (individuels)

21.1. Résultats par équipes

Equipe	Club							Total
--------	------	---	---	--	---	---	---	-------

21.2. Résultats individuels







	Gymnaste	Equipe	Anne e							Total
1	Loncke Noé *	Crolles	0	0.0	0.0	0.0	13.2	0.0	0.0	13.2
	Argaud Mathgieu *	St Just St Rambert	0	0.0	0.0	0.0	13.2	0.0	0.0	13.2
3	Neuville Pierre *	Brindas	0	0.0	0.0	0.0	11.7	0.0	0.0	11.7
4	2 *	Brindas	0	0.0	0.0	0.0	0.0	0.0	0.0	0.0
	3 *	Brindas	0	0.0	0.0	0.0	0.0	0.0	0.0	0.0
	4 *	Brindas	0	0.0	0.0	0.0	0.0	0.0	0.0	0.0
	5 *	Brindas	0	0.0	0.0	0.0	0.0	0.0	0.0	0.0
	2 *	Crolles	0	0.0	0.0	0.0	0.0	0.0	0.0	0.0
	3 *	Crolles	0	0.0	0.0	0.0	0.0	0.0	0.0	0.0
	4 *	Crolles	0	0.0	0.0	0.0	0.0	0.0	0.0	0.0
	5 *	Crolles	0	0.0	0.0	0.0	0.0	0.0	0.0	0.0
	2 *	St Just St Rambert	0	0.0	0.0	0.0	0.0	0.0	0.0	0.0
	3 *	St Just St Rambert	0	0.0	0.0	0.0	0.0	0.0	0.0	0.0
	4 *	St Just St Rambert	0	0.0	0.0	0.0	0.0	0.0	0.0	0.0
	5 *	St Just St Rambert	0	0.0	0.0	0.0	0.0	0.0	0.0	0.0

22. MASCULIN NIVEAU3 11 + . SIMPLE_APPARTENANCE (C) (individuels)

22.1. Résultats par équipes

Equipe	Club							Total
--------	------	---	---	--	---	---	---	-------

22.2. Résultats individuels







	Gymnaste	Equipe	Anne e							Total
1	Bicard Eddie *	St JUst St Rambert	0	0.0	0.0	12.8	0.0	0.0	0.0	12.8
2	Prime Matteo *	Brindas	0	0.0	0.0	11.1	0.0	0.0	0.0	11.1
3	Mercier Quentin *	Jonage	0	0.0	0.0	9.7	0.0	0.0	0.0	9.7
4	2 *	Jonage	0	0.0	0.0	0.0	0.0	0.0	0.0	0.0
	3 *	Jonage	0	0.0	0.0	0.0	0.0	0.0	0.0	0.0
	4 *	Jonage	0	0.0	0.0	0.0	0.0	0.0	0.0	0.0
	5 *	Jonage	0	0.0	0.0	0.0	0.0	0.0	0.0	0.0
	2 *	Brindas	0	0.0	0.0	0.0	0.0	0.0	0.0	0.0
	3 *	Brindas	0	0.0	0.0	0.0	0.0	0.0	0.0	0.0
	4 *	Brindas	0	0.0	0.0	0.0	0.0	0.0	0.0	0.0
	5 *	Brindas	0	0.0	0.0	0.0	0.0	0.0	0.0	0.0
	2 *	St JUst St Rambert	0	0.0	0.0	0.0	0.0	0.0	0.0	0.0
	3 *	St JUst St Rambert	0	0.0	0.0	0.0	0.0	0.0	0.0	0.0
	4 *	St JUst St Rambert	0	0.0	0.0	0.0	0.0	0.0	0.0	0.0
	5 *	St JUst St Rambert	0	0.0	0.0	0.0	0.0	0.0	0.0	0.0

23. MASCULIN NIVEAU2 11 + . SIMPLE_APPARTENANCE (B) (individuels)

23.1. Résultats par équipes

	Equipe	Club							Total
--	--------	------	---	---	--	---	---	---	-------

23.2. Résultats individuels







	Gymnaste	Equipe	Anne e							Total
1	Errard Cyril *	Ambérieu	0	0.0	0.0	0.0	0.64	0.0	0.0	0.6
2	2 *	Ambérieu	0	0.0	0.0	0.0	0.0	0.0	0.0	0.0
3	3 *	Ambérieu	0	0.0	0.0	0.0	0.0	0.0	0.0	0.0
4	4 *	Ambérieu	0	0.0	0.0	0.0	0.0	0.0	0.0	0.0
5	5 *	Ambérieu	0	0.0	0.0	0.0	0.0	0.0	0.0	0.0

24. MASCULIN NIVEAU2 11 + . SIMPLE_APPARTENANCE (C) (individuels)

24.1. Résultats par équipes

Equipe	Club							Total
--------	------	---	---	--	---	---	---	-------

24.2. Résultats individuels

	Gymnaste	Equipe	Année							Total
1	De Simone Baptiste *	Ambérieu	0	13.3	0.0	0.0	0.0	0.0	0.0	13.3
2	Cavallini Adrien *	Ambérieu	0	13.2	0.0	0.0	0.0	0.0	0.0	13.2
3	Leredotte Rapahael *	Jonage	0	0.64	0.0	0.0	0.0	0.0	0.0	0.6
4	3 *	Ambérieu	0	0.0	0.0	0.0	0.0	0.0	0.0	0.0
	4 *	Ambérieu	0	0.0	0.0	0.0	0.0	0.0	0.0	0.0
	5 *	Ambérieu	0	0.0	0.0	0.0	0.0	0.0	0.0	0.0
	2 *	Jonage	0	0.0	0.0	0.0	0.0	0.0	0.0	0.0
	3 *	Jonage	0	0.0	0.0	0.0	0.0	0.0	0.0	0.0
	4 *	Jonage	0	0.0	0.0	0.0	0.0	0.0	0.0	0.0
	5 *	Jonage	0	0.0	0.0	0.0	0.0	0.0	0.0	0.0