





Résultats de la compétition
Championnat régional Rhône-Alpes
Irigny et Savigny
2 et 3 AVRIL 2022

1. FEMININ NIVEAU4 11-18 ans . SA_DA (individuels)

1.1. Résultats par équipes

	Equipe	Club					Total
1	Belleville sur saone	69--Gym club belleville beaujolais	33.2	38.0	36.0	35.2	142.4
2	St Martin d hères	38--ESSM GYMNASTIQUE	33.0	35.2	37.2	36.8	142.2
3	Voreppe	38--Voreppe Foxes	31.9	36.7	34.4	36.7	139.7
4	Loriol	26--Groupe omnisports loriolais (gol)	32.5	37.3	35.7	33.9	139.4
5	Heyrieux	38--J.A.Heyrieux Gymnastique Sportive	32.0	35.0	33.1	35.2	135.3
6	La tour du pin	38--L'alerte gymnastique la tour du pin	30.4	35.2	33.1	33.7	132.4
7	St Rambert d Albon	26--ASCR Gym	30.6	33.1	32.9	34.0	130.6
8	Jonage	38--Jonage gymnastique	30.8	32.6	32.2	34.8	130.4
9	Vaugneray	69--Union sportive de l'ouest lyonnais	30.8	34.4	31.6	32.6	129.4
10	Riorges	42--Olympique riorges gymnastique	29.3	34.0	31.9	32.6	127.8
11	Irigny	69--Amicale laïque irigny	31.0	31.2	31.2	26.5	119.9
12	Limonest	69--A.S.C.J.L. Limonest	30.4	27.5	30.5	28.8	117.2

1.2. Résultats individuels

	Gymnaste	Equipe	Annee					Total
1	AMRAOUI JADE	St Martin d hères	2006	11.3	12.2	12.9	12.9	49.3
2	PION LOU	Loriol	2004	11.0	12.9	11.3	12.1	47.3
3	BOURDON CLARIE	Belleville sur saone	2005	11.1	12.2	12.3	11.6	47.2
4	BIGILLON LEANE	Voreppe	2006	10.9	12.1	11.4	12.5	46.9
5	BRUNET TIFFANY	Belleville sur saone	2004	11.0	12.7	11.8	11.1	46.6
	CHAPOUTIER MAUD	Belleville sur saone	2010	10.5	12.8	11.7	11.6	46.6
	ZAWOL SAMANTHA	Belleville sur saone	2004	10.8	11.9	11.9	12.0	46.6
8	VIOUJAS CHARLINE	Loriol	2008	10.7	12.5	12.4	10.7	46.3
9	DALLA COSTA NINON	Belleville sur saone	2004	11.1	12.5	10.8	11.6	46.0
10	MICHEL LILWENN	Voreppe	2008	10.5	12.1	11.5	11.8	45.9
11	ZIAT SARA	St Martin d hères	2006	10.6	11.3	12.3	11.5	45.7
12	LOEUILLET ATENAIS	Heyrieux	2007	11.0	11.9	10.7	11.9	45.5
13	BEN ELKRAFI CHAMA	St Martin d hères	2008	11.1	10.6	11.7	11.8	45.2
	EGHA AGHE MAELYS	Heyrieux	2005	10.7	12.0	10.1	12.4	45.2
15	BOST SYRIELLE	Riorges	2004	10.2	12.0	10.6	12.3	45.1
16	WANNIN FLORA	La tour du pin	2004	10.3	12.4	11.4	10.8	44.9
17	SERVOUZE CLARA	Vaugneray	2007	10.0	12.4	11.4	10.9	44.7
18	KRITTER HANAË	Voreppe	2009	10.5	12.4	10.8	10.8	44.5
19	CHAPIGNAC CÉLIA	St Rambert d Albon	2005	10.0	11.6	11.2	11.6	44.4
	HATZICONSTANTINO TESSA	St Martin d hères	2008	10.2	10.8	11.3	12.1	44.4
21	SCHMITT DIANE	Voreppe	2003	10.2	12.2	11.5	10.3	44.2
	TARGHAOUI CHIMENE	Voreppe	2005	10.5	11.1	10.2	12.4	44.2
23	TAVERNIER MARGO	St Rambert d Albon	2009	10.3	11.1	10.5	12.2	44.1
	DURSAP MATHILDE	St Martin d hères	2008	9.9	11.7	10.9	11.6	44.1
25	UNY LOUANE	Loriol	2004	10.1	11.4	11.3	11.1	43.9
26	GARNIER CARLA	Loriol	2004	10.4	11.9	10.9	10.5	43.7
27	BOUKHNOUCH SALMA	Jonage	2006	9.3	11.4	11.4	11.3	43.4
28	DANJOUX MELOE	La tour du pin	2006	9.0	11.5	11.5	11.1	43.1





29	LOPEZ MAE	Loriol	2007	10.6	11.0	10.6	10.7	42.9
	MARTIN ELSA	Heyrieux	2008	10.2	10.8	11.6	10.3	42.9
31	LE BARSE CASSANDRE	La tour du pin	2006	9.9	11.1	10.0	11.8	42.8
32	GRECO JOANNA	Jonage	2004	10.1	11.4	10.3	10.9	42.7
33	BENTIN INES	Limonest	2005	9.9	10.7	10.9	10.9	42.4
34	CHARDONNET ROXANE	La tour du pin	2004	10.2	11.3	10.0	10.8	42.3
35	TOURLOUR LILOU	Vaugneray	2006	10.8	9.4	9.9	11.9	42.0
36	RICOU LOU ANN	Jonage	2005	10.5	8.1	10.5	12.6	41.7
37	AVIGNON JADE	St Rambert d Albon	2007	10.3	10.4	11.1	9.8	41.6
	KRASS LISA	La tour du pin	2006	9.7	11.2	10.2	10.5	41.6
	VAQUER AMBRINE	Vaugneray	2006	9.9	11.6	10.3	9.8	41.6
40	LATRECHE AMBRE	Heyrieux	2008	10.3	9.7	10.8	10.7	41.5
41	PERIGARD ANAIS	Heyrieux	2008	9.9	11.1	9.2	10.9	41.1
42	SANCHEZ AUREANE	Irigny	2004	9.4	11.8	10.0	9.1	40.3
43	AUCLAIR JADE	Riorges	2006	9.4	11.1	10.0	9.6	40.1
44	SAVOYAT MAELYS	Irigny	2006	10.6	11.3	10.4	7.0	39.3
45	MOKKEDEM SALOME	Riorges	2005	9.5	10.9	10.4	8.4	39.2
46	DENISET FANCHON	St Rambert d Albon	2006	9.8	10.0	10.6	8.6	39.0
47	SIN LOAN	Riorges	2006	9.6	7.9	9.3	10.7	37.5
48	RENDU TESS	Limonest	2004	9.9	7.8	9.2	10.5	37.4
49	ARDIET FAUSTINE	Irigny	2005	10.1	8.0	10.1	8.6	36.8
	LYANT EMMA	Vaugneray	2008	10.0	9.1	9.2	8.5	36.8
51	ODO LEONIE	Irigny	2006	10.3	8.1	9.2	8.8	36.4
52	DA SILVA INÈS	St Rambert d Albon	2006	9.6	6.6	9.9	10.2	36.3
53	ROZIER AMBRE	Vaugneray	2008	8.7	10.4	8.8	8.2	36.1
54	RION CHARLOTTE	Limonest	2005	10.6	7.8	10.2	7.4	36.0
55	GAYAT LILY JEANNE	Riorges	2005	9.4	7.2	10.9	8.1	35.6
56	COLOMBO ELISA	Limonest	2005	9.6	9.0	9.4	6.8	34.8
57	FAURIEL SALOME	Loriol	2003	10.8	9.7	12.0	0.0	32.5
58	HENRY CLARA	Voreppe	2008	9.9	9.9	10.5	0.0	30.3
59	BOULANGER CARLA	Irigny	2005	9.2	0.0	10.7	8.6	28.5
60	NASCIMIENTO DE SOUZA VANUBIA	Jonage	2006	10.2	8.3	7.1	0.0	25.6
61	ROUSSET FAVIER JUSTINE	St Martin d hères	2003	0.0	0.0	12.0	0.0	12.0
62	ANSELME JULIE	Jonage	2006	0.0	9.8	0.0	0.0	9.8
63	VARRY LILOU	Vaugneray	2004	0.0	0.0	9.3	0.0	9.3

2. FEMININ NIVEAU5 7-12 ans . SA_DA (individuels)

2.1. Résultats par équipes




	Equipe	Club					Total
1	Heyrieux	38--J.A.Heyrieux Gymnastique Sportive	40.8	40.3	41.8	41.5	164.4
2	Pierre Bénite	69--Patronage laïque de Pierre Bénite	41.0	42.9	39.9	39.9	163.7
3	Bron	69--Amicale Laïque de Bron	39.9	39.8	36.8	40.1	156.6
4	Irigny	69--Amicale laïque irigny	37.1	40.2	37.6	39.4	154.3
5	Riorges	42--Olympique riorges gymnastique	39.7	36.2	36.3	37.3	149.5
6	Bourg St Maurice	73--Bsm gym bourg st maurice	39.9	34.1	33.6	36.5	144.1

2.2. Résultats individuels





	Gymnaste	Equipe	Annee					Total
1	DELOURNEAUX MAELYS	Pierre Bénite	2010	10.6	11.4	10.7	10.1	42.8
2	FORESTIER MARGOT	Irigny	2010	9.3	11.6	10.2	11.4	42.5
3	MARINO LILOU	Heyrieux	2009	10.4	10.7	10.4	10.5	42.0
4	JIMBERT BRUNE	Irigny	2011	9.9	11.3	10.1	10.5	41.8
5	BISSUEL PAULINE	Riorges	2011	10.0	10.8	10.3	10.1	41.2
6	BOSSY INES	Heyrieux	2009	10.0	9.4	10.5	10.8	40.7
7	FERNANDEZ FAUSTINE	Pierre Bénite	2011	9.9	10.7	9.9	10.0	40.5
	DIETRICH OCEANE	Heyrieux	2010	9.4	10.0	11.0	10.1	40.5
9	RICHARD NORA	Pierre Bénite	2010	9.7	10.3	9.9	9.6	39.5
	BETON-MENDES CELIA	Bron	2011	10.3	9.9	8.9	10.4	39.5
11	BRUGIERE ZOE	Heyrieux	2011	9.6	9.8	9.9	10.1	39.4
12	DULEPA MORGANE	Bourg St Maurice	2010	10.6	9.9	8.9	9.8	39.2
13	BLANDIN JULIA	Pierre Bénite	2012	10.0	10.5	9.0	9.6	39.1
14	DA SILVA TESSA	Heyrieux	2010	10.8	9.8	8.2	10.0	38.8
15	BERTHILLOT LOUANE	Bron	2009	9.8	10.0	9.5	9.3	38.6
16	BATTAGLIA WENDY	Pierre Bénite	2010	10.0	10.1	8.1	10.2	38.4
17	JARJAT LANA	Riorges	2011	10.1	9.0	8.5	10.4	38.0
18	CLAVERIE LEONA	Bron	2010	9.0	10.0	8.8	10.1	37.9
19	SERRANO-MC WILLIAMS CHLOÉ	Bron	2011	9.6	9.9	9.5	8.4	37.4
20	AIT HSSAINE FARAH	Bron	2012	10.0	9.7	6.9	10.3	36.9
21	MINTZ LILI-ROSE	Irigny	2012	9.7	8.8	9.6	8.4	36.5
22	MARZIN NORAH	Bron	2009	9.8	9.4	8.9	8.1	36.2
23	SARDI MARIE	Riorges	2010	10.0	8.3	9.8	8.0	36.1
24	GINET THIMEA	Bourg St Maurice	2009	10.1	8.9	8.7	8.0	35.7
25	FOISSARD MURE LAURINE	Pierre Bénite	2011	10.4	6.2	9.4	8.4	34.4
26	CABUT CHOLLET ZOÉ	Bourg St Maurice	2010	9.5	8.1	7.6	9.1	34.3
	QUINN RUBI	Bourg St Maurice	2009	9.7	7.2	8.0	9.4	34.3
28	BARTHOLLET LEANE	Riorges	2011	9.6	8.1	7.7	8.8	34.2
29	MARTIN-DELOURME AUGUSTINE	Irigny	2010	8.2	8.5	7.2	9.1	33.0
30	REYNARD GAIDE NESSA	Bourg St Maurice	2011	9.0	6.9	8.0	8.2	32.1
31	HOUEL SELENIA	Irigny	2011	8.2	7.2	7.7	7.5	30.6

3. FEMININ NIVEAU5 11-15 ans . SA_DA (individuels)

3.1. Résultats par équipes

	Equipe	Club					Total
1	Brindas	69--A.s.brindas	43.9	45.3	42.6	43.1	174.9
2	Crolles	38--Gym et rythme crolles	42.4	45.0	40.2	43.1	170.7
3	St Priest	69--Gymnique association saint priest	43.8	43.2	41.9	41.4	170.3
4	Irigny	69--Amicale laique irigny	42.4	40.8	41.1	42.6	166.9
5	St Martin d hères	38--ESSM GYMNASTIQUE	42.5	41.8	40.9	41.6	166.8
6	Villette d Anthon	69--Villette gym	41.1	45.4	40.1	40.0	166.6
7	Francheville	69--Gym dans'	43.6	43.4	39.6	39.6	166.2
8	Albens 1	73--Union gymnique albens	41.8	41.6	39.6	40.3	163.3
9	Boen AL	42--Amicale laique de Boën	42.1	42.2	40.4	38.1	162.8
	Vaulx en velin	69--Indépendante de Vaulx en Velin	40.1	38.8	41.7	42.2	162.8
11	St Genis les Ollières	69--Entente St genoise	40.7	41.4	40.6	38.0	160.7
12	St Rambert d Albon	26--ASCR Gym	40.7	37.3	40.4	41.8	160.2
13	Chaponnay	69--Chaponnay gym	38.7	44.4	39.3	36.2	158.6
14	Pont de Beauvoisin	38--La Sentinelle	40.5	40.3	39.4	38.0	158.2
15	Riorges	42--Olympique riorges gymnastique	40.3	34.3	37.8	39.5	151.9

3.2. Résultats individuels





	Gymnaste	Equipe	Annee					Total
1	COLOMBIN GAIA	Brindas	2007	11.3	12.1	11.5	11.5	46.4
2	WEILEMANN LEA	Crolles	2008	11.0	12.0	10.0	11.2	44.2
3	DUBOIS ELISA	Brindas	2007	10.7	11.4	10.5	10.7	43.3
4	JEANNOT MARGOT	St Martin d hères	2010	11.2	11.2	10.4	10.4	43.2
5	ROYER JULIE	Villette d Anthon	2006	10.9	11.9	9.7	10.6	43.1
6	MARTIN NOELINE	Crolles	2007	10.1	11.6	10.5	10.7	42.9
7	SAHABANI ALIYA	St Priest	2010	11.5	10.8	10.1	10.2	42.6
	KRICHNER LENA	Brindas	2007	11.0	11.1	10.2	10.3	42.6
9	FERRIER OERYTHIA	Francheville	2009	10.9	10.8	10.7	10.1	42.5
10	CAILLOL MARIANE	Irigny	2008	10.9	11.2	10.2	10.1	42.4
	NAAMANI INES	Vaulx en velin	2007	10.2	10.3	10.6	11.3	42.4
12	RIGHI AMINA	St Priest	2010	11.2	10.9	10.5	9.7	42.3
	GALLIEN ROMANE	Pont de Beauvoisin	2007	10.2	10.8	10.4	10.9	42.3
14	ABED JOUMANE	St Priest	2009	10.1	11.1	10.9	10.1	42.2
15	BARTHOLIN LUCIE	Boen AL	2007	11.1	11.3	10.2	9.5	42.1
	BLACHERE MANON	Albens 1	2009	10.7	10.9	9.4	11.1	42.1
17	JAMIER CHARLINE	St Priest	2007	11.0	10.4	9.9	10.6	41.9
18	ALONSO BELMONTE ALICIA	St Martin d hères	2009	11.1	10.8	9.5	10.3	41.7
19	SLENCKINSKI LOLA	St Genis les Ollières	2007	10.4	10.1	10.8	10.3	41.6
20	ROCHET-RIZZON LOUNA	Albens 1	2010	10.8	10.9	10.1	9.7	41.5
21	FARAUT SALOME	St Priest	2007	10.1	10.4	10.4	10.5	41.4
	DIDRY ZOE	Crolles	2007	10.1	10.7	10.0	10.6	41.4

23	SUCHE LYDWINE	Francheville	2009	10.9	11.3	9.8	9.2	41.2
	JULIA ELOISE	Chaponnay	2008	10.2	11.6	10.0	9.4	41.2
25	DI RUSCIO TALIA	Villette d Anthon	2008	10.3	10.8	10.8	9.2	41.1
	GASSAB EMMA	Irigny	2009	10.2	9.7	10.6	10.6	41.1
27	ADDAOUD YASMINE	Vaulx en velin	2007	10.5	9.3	10.7	10.5	41.0
28	GUIRAO LOLA	Crolles	2008	10.8	10.4	9.1	10.6	40.9
	LOUVEL MAYLIS	St Genis les Ollières	2007	9.4	11.1	10.6	9.8	40.9
30	COCHE ZOE	Villette d Anthon	2008	9.9	11.9	9.8	9.1	40.7
	MARTINEZ NINON	Brindas	2007	10.9	8.8	10.4	10.6	40.7
	DOUBLE JEANNE	St Genis les Ollières	2006	10.3	11.2	10.0	9.2	40.7
33	CHARLES LOLA	Villette d Anthon	2008	9.9	10.8	9.8	10.1	40.6
	MORIN MADELEINE	Boen AL	2006	10.1	10.2	10.8	9.5	40.6
	GRIFFON EOLE	Irigny	2008	11.0	8.4	10.1	11.1	40.6
	VANGVIRACHITH LILI	Crolles	2006	10.5	10.6	9.0	10.5	40.6
	LAPEYRE LUCIE	St Martin d hères	2009	10.1	9.1	11.1	10.3	40.6
38	FAYARD CLEMENCE	Chaponnay	2008	10.6	11.4	9.3	9.2	40.5
39	VESSILLIER THAIS	Francheville	2008	10.6	10.8	9.2	9.8	40.4
	BERREHOUC LILOU	St Rambert d Albon	2007	10.7	9.8	9.8	10.1	40.4
	BICAND KIARA	Albens 1	2010	10.2	10.1	10.2	9.9	40.4
42	PERRARD PAULINE	Francheville	2009	11.2	8.7	9.9	10.5	40.3
	MOULIN ANNA	Riorges	2007	10.9	9.9	9.5	10.0	40.3
44	MICAT SIENNA	Irigny	2009	10.3	9.7	9.4	10.8	40.2
45	SERVANT KELLY	St Martin d hères	2010	10.1	10.7	8.6	10.6	40.0
	HOUCHE MANEL	Vaulx en velin	2007	10.0	9.7	10.4	9.9	40.0
47	SIMON DOMITILLE	Irigny	2007	9.6	10.2	10.2	9.9	39.9
48	DELAUCHE PALOMA	Boen AL	2008	10.5	9.8	10.2	9.3	39.8
	GUILLOT MARCHAND LENA	Boen AL	2006	10.4	10.9	9.2	9.3	39.8
50	VESSILLER CRYSTAL	St Rambert d Albon	2008	9.2	9.9	9.7	10.8	39.6
	BAHLAOUI MARIAME	Villette d Anthon	2008	10.0	9.9	9.6	10.1	39.6
52	CAMILLE VICTORIA	St Rambert d Albon	2007	9.4	8.8	10.6	10.6	39.4
	RESCA LISA	Crolles	2007	9.8	10.7	9.7	9.2	39.4
54	BERREHOUC ISIS	St Rambert d Albon	2007	10.1	8.2	10.3	10.3	38.9
55	BOURGOUIN EVA	Albens 1	2008	10.1	9.7	9.8	9.2	38.8
56	VAGOGNE MELANIE	Chaponnay	2008	9.6	9.8	9.2	9.7	38.3
57	CANTE STELLA	Vaulx en velin	2009	9.4	9.5	10.0	9.3	38.2
58	DELBARRE ELÉONORE	Francheville	2010	9.9	10.5	8.6	9.1	38.1
	GUILLAUD JARGOT HELENA	Pont de Beauvoisin	2007	10.3	8.8	9.4	9.6	38.1
60	ZAIR ALYAH	Riorges	2008	9.8	9.2	9.2	9.7	37.9
61	AMATE-OLIVO CHARLINE	St Genis les Ollières	2007	10.6	9.0	9.2	8.7	37.5
62	PAVIET THEA	Pont de Beauvoisin	2006	10.3	9.8	8.6	8.7	37.4
63	BOUCHEZ LILOU	Albens 1	2008	8.8	9.0	9.5	9.6	36.9
64	DI MAURO MAENA	Pont de Beauvoisin	2006	9.7	9.2	9.1	8.8	36.8
65	HUMBERT MATHILDE	Chaponnay	2008	8.3	10.2	10.3	7.9	36.7
66	BOUVET CLARA	St Rambert d Albon	2007	9.9	7.3	9.4	9.9	36.5
67	GROS CYRIELLE	Pont de Beauvoisin	2006	8.9	9.3	9.5	8.7	36.4
68	CHATELET MAIA	Albens 1	2008	9.6	9.4	8.9	8.4	36.3
69	ANDRIANIRINA ANJARA	St Rambert d Albon	2007	10.0	8.8	9.0	8.4	36.2
70	PARET MARGOT	Boen AL	2006	9.6	8.4	8.1	9.7	35.8
	CONSTANT INES	Riorges	2007	9.7	7.8	9.4	8.9	35.8
72	GALAIS TESSY	Villette d Anthon	2008	9.8	7.6	9.5	8.0	34.9
73	CHASSAIN JADE	Riorges	2007	9.3	7.4	8.1	10.0	34.8
	VIALERON MANON	Riorges	2008	9.9	5.4	9.7	9.8	34.8
75	PUJOL TINA	St Martin d hères	2010	9.6	6.9	9.9	7.6	34.0
76	DE LA CORTINA-QUINN GLORIA	Irigny	2007	9.1	6.5	8.0	9.7	33.3
77	PARET LISA	Boen AL	2009	9.9	5.7	8.0	9.4	33.0

78	JERRAF WIDJANE	Vaulx en velin	2008	9.3	4.0	8.6	10.5	32.4
79	THERMOS CHLOE	Chaponnay	2008	0.0	11.2	9.7	0.0	20.9
80	HORACEK JADE	Pont de Beauvoisin	2006	0.0	10.4	10.1	0.0	20.5
81	NOUVEAU MAE	Brindas	2007	0.0	10.7	9.1	0.0	19.8
82	CLAIN OCEANE	St Priest	2008	0.0	0.0	0.0	0.0	0.0

4. FEMININ NIVEAU7 11-15 ans . SA_DA (individuels)

4.1. Résultats par équipes

	Equipe	Club					Total
1	Pont de Beauvoisin	38--La Sentinelle	41.2	40.4	41.1	42.3	165.0
2	Nivollas vermelle	38--Espoir gymnique de Nivollas Vermelle	40.9	37.3	39.7	39.5	157.4
3	Lyon	69--PL Villette Paul Bert	37.9	37.8	39.3	39.0	154.0
4	Boen AL	42--Amicale laiue de Boën	39.5	36.9	40.1	37.8	153.3 (1.0)
5	Bourgoin-jallieu	38--La Jeune France de Bourgoin-Jallieu	39.7	36.7	37.8	37.3	151.5
6	Le chambon feugerolle	42--La liberte le chambon feugerolle	37.8	36.1	38.6	37.9	150.4
7	Grigny	69--AMICALE LAIQUE DE GRIGNY	39.1	31.1	38.8	38.1	147.1
8	Irigny	69--Amicale laiue irigny	36.5	31.2	39.7	39.5	146.9
9	Crest	26--Us crétoise gymnastique	36.9	34.8	38.1	34.3	144.1
10	LIMONEST	69--A.S.C.J.L. Limonest	36.5	27.6	36.9	34.4	135.4
11	Tullins	38--La Vaillante de Tullins	35.8	25.5	32.2	36.2	129.7





4.2. Résultats individuels

	Gymnaste	Equipe	Annee					Total
1	CLAUDEL NINON	Pont de Beauvoisin	2009	10.5	10.4	10.1	10.4	41.4
2	LAQUERRIERE LOUNA	Nivollas vermelle	2010	10.2	10.0	10.5	10.5	41.2
3	PERRIN JASMINE	Pont de Beauvoisin	2009	10.4	9.6	10.2	10.8	41.0
4	PAVIET JADE	Pont de Beauvoisin	2010	10.2	10.2	10.0	10.5	40.9
5	SCHOTS ELYNE	Pont de Beauvoisin	2009	9.8	9.9	10.2	10.6	40.5
6	CHAUDIER ALEXIA	Le chambon feugerolle	2009	10.4	10.3	9.8	9.5	40.0
	TARDY LINA	Lyon	2009	9.7	10.1	9.8	10.4	40.0
8	DURIS CLOE	Boen AL	2008	10.3	9.3	10.3	9.6	39.5
	JOANNES CLEMENTINE	Nivollas vermelle	2009	10.5	9.3	9.8	9.9	39.5
10	MARTIN PITIOT CLEMENTINE	Pont de Beauvoisin	2010	10.1	9.9	9.9	9.3	39.2
	COULIBALY TASNIM-FINDAOURS	Lyon	2008	9.5	9.2	10.1	10.4	39.2
12	TARIT MARINE	Boen AL	2008	9.0	9.9	10.0	10.1	39.0
13	BADIN LEE-ROSE	Crest	2007	9.4	9.8	10.3	9.4	38.9
14	TEYSSIER MANON	Le chambon feugerolle	2008	9.4	10.0	9.8	9.5	38.7
15	PETEUIL JUSTINE	Bourgoin-jallieu	2008	10.0	10.1	8.9	9.6	38.6
16	GENIN COLOMBE	Nivollas vermelle	2008	9.0	10.0	9.7	9.6	38.3
17	PERRIN GAETANE	Grigny	2007	9.4	9.5	9.9	9.3	38.1
	PINAUD ALEXANDRA	Grigny	2010	10.4	7.7	9.8	10.2	38.1
19	TOUR CORALINE	Pont de Beauvoisin	2008	9.5	7.5	10.6	10.4	38.0
20	BERHAB MARJANE	Lyon	2008	9.2	9.6	9.7	9.4	37.9
21	PARSIGNY PERRINE	Boen AL	2009	9.9	9.0	9.9	8.8	37.6
	GRANGE ALICIA	Nivollas vermelle	2010	10.4	8.0	9.7	9.5	37.6
	PERRIN EMY	Bourgoin-jallieu	2010	10.0	9.2	9.0	9.4	37.6
24	ROCHETTE ORLANE	Irigny	2009	9.0	8.5	9.8	10.2	37.5





25	GIROUD ANOUCK	Crest	2007	9.8	9.5	9.8	8.2	37.3
26	COLLET-BEILLON HONORINE	Irigny	2009	9.0	7.5	10.1	10.6	37.2
	ODIN MARTINEZ MAELYS	Le chambon feugerolle	2010	9.6	8.3	9.6	9.7	37.2
28	BEDOUI ESSIA	Bourgoin-jallieu	2008	9.7	8.6	9.9	8.9	37.1
29	VENINEAUX COLINE *	Moirans 1 (indiv) (indiv)	2007	9.1	8.3	9.8	9.7	36.9
30	GRACI SWANN VICTORIA	Boen AL	2009	10.0	7.6	9.9	9.3	36.8
	FABRE ALYSSIA	Bourgoin-jallieu	2008	10.0	8.8	9.6	8.4	36.8
32	DIMITROFF LOLA	Nivollas vermelle	2010	9.8	7.4	9.7	9.4	36.3
33	BONNAUD MAUD	Bourgoin-jallieu	2007	9.0	8.5	9.3	9.4	36.2
34	PERRIN JADE	Boen AL	2007	9.3	8.7	9.3	8.7	36.0
	ISSARTIAL JEANNE	Lyon	2009	8.6	8.9	9.7	8.8	36.0
	RAHAL LINA	Grigny	2009	10.1	6.8	9.1	10.0	36.0
37	RENAULT LEA *	Moirans 1 (indiv) (indiv)	2009	9.9	7.2	9.9	8.9	35.9
38	MASTROMATEO NOEMIE	Tullins	2009	9.6	7.7	8.6	9.8	35.7
	VANNCON LOUISE *	St laurent du pont 1 (indiv) (indiv)	2008	9.6	6.5	10.2	9.4	35.7
40	BERNARD LOU	Irigny	2008	8.8	7.6	10.0	9.2	35.6
41	GOYTENOIR HALEY	Irigny	2009	8.6	7.0	9.8	9.5	34.9
42	ROUX CHARLOTTE	Lyon	2008	9.5	8.1	8.7	8.4	34.7
	SOMMER EMILIE *	St laurent du pont 1 (indiv) (indiv)	2007	8.4	8.7	9.6	8.0	34.7
44	CRESSON ANOUCK	Crest	2007	8.7	8.4	8.4	8.9	34.4
45	BAROU EMMA	Boen AL	2007	8.8	8.0	9.8	7.5	34.1
46	GORIN NAYA *	St laurent du pont 1 (indiv) (indiv)	2008	8.7	7.0	10.0	8.3	34.0
47	LAVAUX MAELLE	Le chambon feugerolle	2007	8.4	7.4	8.9	9.2	33.9
48	SMAILI FÉRIEL	Irigny	2009	9.7	7.2	8.5	8.3	33.7
	MALOSSE EMMA	Le chambon feugerolle	2006	7.8	7.5	9.4	9.0	33.7
	KRYZA LEONIE	LIMONEST	2010	9.7	4.4	9.9	9.7	33.7
51	DEJOUX CELIA	Crest	2006	9.0	7.1	9.6	7.8	33.5
52	DI GRANDI LOUMAIA	Irigny	2010	8.6	7.6	8.6	8.6	33.4
	LADSINI BARTA	Tullins	2008	8.9	7.6	7.3	9.6	33.4
	BLANC JADE	LIMONEST	2009	9.2	6.4	9.3	8.5	33.4
55	GARNIER ASTRID	Lyon	2007	7.6	8.1	8.7	8.8	33.2
56	MALINGREAU MATHILDE	LIMONEST	2008	8.7	6.8	9.2	8.4	33.1
57	BENHISSEN LINA	Grigny	2006	9.2	5.9	9.1	8.6	32.8
58	BUSSARD LYLY ROSE	Grigny	2009	8.2	7.1	8.2	8.3	31.8
59	POLETTE LOUISE	LIMONEST	2009	8.9	6.0	8.5	7.8	31.2
60	COMBE NAYA	Tullins	2008	8.2	5.7	8.1	9.1	31.1
61	GAY-FILLOT LILOU	LIMONEST	2010	7.4	8.4	7.6	7.6	31.0
62	BARAGGIA MELIE	Tullins	2010	9.1	4.5	8.2	7.7	29.5
63	SABLIERE EMMA	Grigny	2007	9.2	0.0	10.0	8.3	27.5

5. FEMININ NIVEAU4 11-15 ans . SA_DA (individuels)

5.1. Résultats par équipes

	Equipe	Club					Total
1	Riorges	42--Olympique riorges gymnastique	32.1	37.0	35.6	35.0	139.7
2	Anse 1	69--Jeunesse ansoise	31.8	37.7	36.7	31.8	138.0
3	Villette d Anthon	69--Villette gym	31.8	35.1	35.0	34.6	136.5
	Bron	69--Amicale Laïque de Bron	32.0	35.7	34.5	34.3	136.5
5	Jonage	38--Jonage gymnastique	32.9	34.9	32.9	33.6	134.3
6	Meylan	38--Aspa meylan	30.0	35.5	33.4	33.6	132.5
7	St Rambert d Albon	26--ASCR Gym	29.3	33.0	32.1	28.7	123.1





5.2. Résultats individuels

	Gymnaste	Equipe	Annee					Total
1	KEWORK-GENNA ELSA	Villette d Anthon	2008	10.4	13.1	12.3	12.6	48.4
2	GUITTON ANOUK	Riorges	2009	10.6	12.3	11.6	11.9	46.4
3	MARTIN CLARICE	Anse 1	2007	10.2	12.9	12.1	10.5	45.7
	CREPET CHLOE	Jonage	2007	10.6	12.0	11.8	11.3	45.7
5	DRICI LINA	Riorges	2010	11.3	10.6	11.7	11.9	45.5
6	BORDE LUCIE	Villette d Anthon	2009	10.8	12.3	11.7	10.6	45.4
7	THUAIRE ELSA *	St Martin d hères 1 (indiv) (indiv)	2007	10.5	12.3	10.7	11.6	45.1
8	STEVENON NOEMIE	Jonage	2008	10.3	11.8	11.0	11.9	45.0
9	MARECHAL SARAH	Anse 1	2007	10.8	11.4	12.0	10.6	44.8
	MOREL LEA	Anse 1	2007	10.1	12.9	11.1	10.7	44.8
11	BOST MARYNAIS	Riorges	2010	10.2	12.1	11.5	10.9	44.7
	KERMICHE MEISSA	Bron	2009	10.7	11.3	11.2	11.5	44.7
13	DUCHAZEAU BENEIX JEANNE	Bron	2007	10.1	12.5	10.6	11.2	44.4
14	MERAI YOSRA	Bron	2008	10.0	11.9	11.6	10.5	44.0
15	ANIEL CAMILLE	Meylan	2006	9.9	11.9	11.4	10.6	43.8
16	MERMILLOT BLONDIN INES	Meylan	2007	10.3	11.3	10.3	11.7	43.6
	REYNIER DIT PRAT ELEA	Meylan	2006	9.8	11.8	11.1	10.9	43.6
18	BALLY CLEA	Meylan	2007	9.8	11.8	10.9	11.0	43.5
19	DUMAS LEANE	Anse 1	2008	10.6	10.2	11.8	10.3	42.9
	GAYAT VICTORINE	Riorges	2009	10.2	12.6	9.0	11.1	42.9
21	BISSUEL MARION	Riorges	2008	10.1	11.3	10.2	11.2	42.8
22	RICQUEBOURG-MAYEUX LAURA	Villette d Anthon	2009	10.6	9.7	11.0	11.4	42.7
23	AUBRY EMMY	Riorges	2010	10.0	10.4	12.3	9.8	42.5
24	VAUDAIN ELENA	St Rambert d Albon	2008	10.0	11.1	11.4	9.8	42.3
25	LAOUAZI KELIA	St Rambert d Albon	2008	9.3	11.4	11.7	9.5	41.9
26	MONTANTEME THAIS	Anse 1	2007	9.9	11.9	9.6	10.4	41.8
27	ROJAS VALENTINE	Bron	2009	11.0	7.4	11.5	11.6	41.5
28	LUCIANI ELISA	Bron	2008	10.3	9.1	11.4	10.3	41.1
29	DO NASCIMENTO LOUANE	Jonage	2008	12.0	11.1	5.8	10.4	39.3
30	RIGNOL ELLY	St Rambert d Albon	2006	10.0	10.5	9.0	9.4	38.9
	LAFFINEUR ANAIS	Jonage	2008	9.6	10.8	9.9	8.6	38.9
32	LOSA LEONIE	Jonage	2007	9.8	7.9	10.1	8.8	36.6





33	HAMADY MAÏMOUNA	Bron	2010	10.3	8.4	9.2	8.2	36.1
34	CRUIZIAT ROMANE	Villette d Anthon	2009	8.6	8.5	9.3	8.6	35.0
35	DELANGLE MARIE	Anse 1	2006	10.4	0.0	12.6	9.8	32.8
36	PLOTTIN LEONIE	Meylan	2007	9.7	8.1	4.8	9.2	31.8
37	FREY LILY	St Rambert d Albon	2008	0.0	0.0	0.0	0.0	0.0
	CASQUET CLARA	Villette d Anthon	2008	0.0	0.0	0.0	0.0	0.0

6. FEMININ NIVEAU7 7-12 ans . SA_DA (B) (individuels)

6.1. Résultats par équipes

	Equipe	Club					Total
1	Loriol	26--Groupe omnisports loriolais (gol)	41.7	40.2	38.8	42.7	163.4
2	Crolles	38--Gym et rythme crolles	41.6	36.0	38.9	41.1	157.6
3	Vénissieux	69--Cmo vénissieux	40.4	36.9	38.3	40.7	156.3
4	St Genis 1 Argentièrè 1	69--OSG	39.6	35.4	35.6	40.7	151.3
5	Chaponnay 2	69--Chaponnay gym	39.7	34.2	36.5	40.8	151.2
6	St Martin d hères	38--ESSM GYMNASTIQUE	40.6	31.7	37.3	40.9	150.5
7	Renaison	42--Amicale laïque sportive renaison	40.1	33.4	37.9	37.5	148.9
8	Brindas	69--A.s.brindas	42.2	32.1	36.4	36.7	147.4
9	Echirolles	38--Amicale laïque echirolles gymnastique	37.4	35.5	35.2	33.2	141.3
10	Irigny	69--Amicale laïque irigny	37.5	23.3	32.1	35.2	128.1





6.2. Résultats individuels

	Gymnaste	Equipe	Annee					Total
1	SALEIX MONNOURY LOLA	Loriol	2012	10.6	10.4	10.0	10.7	41.7
2	BOYRON AUBANE	Loriol	2011	10.5	10.3	9.4	10.6	40.8
3	MANCEAUX LEINA	Loriol	2012	10.4	10.1	9.6	10.6	40.7
4	GRASSET NALIE	Loriol	2011	10.1	9.4	9.8	10.8	40.1
5	TANTOT MATHILDE	Crolles	2010	10.4	9.4	9.9	10.2	39.9
6	FRANCOIS DIANE	Brindas	2011	11.0	9.5	9.3	9.9	39.7
7	NICLOU LOUANE	Chaponnay 2	2010	10.3	9.5	9.6	10.2	39.6
8	TIMONER ELISA	Crolles	2011	10.1	9.0	9.6	10.5	39.2
9	FORTAS ASSIA	Vénissieux	2010	10.3	8.9	9.8	10.1	39.1
10	BOREL LEANE	Crolles	2010	10.4	8.6	9.7	10.2	38.9
	ARCHIMBAUD THEA	Renaison	2009	10.5	8.9	10.0	9.5	38.9
12	BOULLY PARAYRE ROMY	St Martin d hères	2009	10.4	7.9	9.9	10.6	38.8
13	RATTE ELLA	Vénissieux	2010	10.6	9.4	8.9	9.8	38.7
	PELILLO MELIA	St Martin d hères	2011	10.1	8.7	9.4	10.5	38.7
15	LAZREUG AYA	Vénissieux	2011	9.8	9.2	10.1	9.4	38.5
	PICOT CAPUCINE	Brindas	2010	10.6	8.7	9.3	9.9	38.5
17	THIERY ELISA	Crolles	2011	10.7	8.7	9.4	9.6	38.4
18	GARCIA LINA	Crolles	2011	8.9	8.9	9.7	10.2	37.7
	PRETOT ISAURE	Chaponnay 2	2011	9.9	8.5	8.8	10.5	37.7
20	POLONI MAELLE	Chaponnay 2	2010	9.1	8.7	9.3	10.5	37.6
21	SIDIBE HADJA	St Martin d hères	2010	10.2	8.3	9.1	9.9	37.5
22	PICARD LOLA	Vénissieux	2010	9.6	8.2	9.5	10.0	37.3
	PONCET LOYCIA	St Genis 1 Argentièrè 1	2009	9.9	9.3	8.7	9.4	37.3
24	CHARRE KENZICE	Loriol	2012	10.2	7.4	9.0	10.6	37.2
	CONCHE CAMILLE	Crolles	2011	9.4	8.2	9.4	10.2	37.2
	GAFFIN LEA	St Genis 1 Argentièrè 1	2009	9.5	8.6	9.3	9.8	37.2
27	TANGOULIS MAELIA	Echirolles	2011	9.5	9.4	9.2	9.0	37.1
	LESIEUR ROMY	Brindas	2009	10.4	7.6	9.4	9.7	37.1





29	GONIN MELICENDRE	Vénissieux	2009	9.4	9.4	8.0	10.2	37.0
30	ROBIN SARAH	Echirolles	2010	9.5	8.3	9.5	9.6	36.9
31	VERNAY LEANE	St Genis l Argentière 1	2010	10.0	8.8	8.6	9.3	36.7
32	BENARD ELISA	St Genis l Argentière 1	2009	10.0	7.6	8.4	10.5	36.5
	MENALDO KYARA	St Genis l Argentière 1	2010	9.5	7.9	9.0	10.1	36.5
34	DUMONT MORETTI CAMILLE	Renaison	2009	9.6	8.5	9.1	9.2	36.4
	GAFFIN CLARA	St Genis l Argentière 1	2011	9.7	8.7	7.7	10.3	36.4
36	MARTIN MAELY	Renaison	2009	10.1	8.1	8.9	9.1	36.2
37	BADOLLE LOLA	Renaison	2010	9.2	7.9	9.4	9.3	35.8
	BAROU ISALINE	Renaison	2011	9.5	7.9	8.9	9.5	35.8
	BORDELET ELOANE	Renaison	2009	9.9	7.4	9.4	9.1	35.8
40	PETITO ALICIA	Irigny	2010	9.8	8.1	8.5	9.0	35.4
	BLIEM ROMANE	Echirolles	2009	9.2	9.2	8.9	8.1	35.4
42	ROCHE MONIN NINA	St Martin d hères	2010	9.6	6.8	8.9	9.9	35.2
	HENRY ELENA	Chaponnay 2	2010	9.3	7.5	8.8	9.6	35.2
44	MARTIN LINA	Chaponnay 2	2010	9.9	7.5	7.9	9.5	34.8
45	BOUREGHDA MAHERA	Vénissieux	2010	9.7	5.7	8.5	10.4	34.3
46	FAVRE JOEMIE	Irigny	2010	9.2	5.3	8.6	9.6	32.7
47	PICARD KAYLA	Echirolles	2011	9.2	8.6	7.6	6.5	31.9
48	ZAPLANA LILY ROSE	Brindas	2009	10.1	6.3	8.2	7.2	31.8
49	SALVADOR LOLA	St Martin d hères	2010	9.9	2.7	8.9	9.7	31.2
50	TAHRATI CLEMENCE	Chaponnay 2	2010	9.6	5.5	7.2	8.4	30.7
51	MOTA LOUNA	Brindas	2009	10.2	4.8	8.4	7.2	30.6
52	CICLET AMBRE	Irigny	2009	9.4	5.1	7.4	8.4	30.3
53	BOURGIN FAUSTINE	Irigny	2010	9.1	4.8	7.6	8.2	29.7
54	BAEZA LEA	Echirolles	2010	8.9	2.3	6.5	4.6	22.3
55	AGRUSTI MAELYS	Loriol	2009	0.0	0.0	0.0	0.0	0.0
	ROMERO LUCILE	Irigny	2011	0.0	0.0	0.0	0.0	0.0

7. FEMININ NIVEAU5 7-10 ans . SA_DA (individuels)

7.1. Résultats par équipes





	Equipe	Club					Total
1	St Martin d hères	38--ESSM GYMNASTIQUE	42.7	43.9	41.7	42.9	171.2

7.2. Résultats individuels

	Gymnaste	Equipe	Annee					Total
1	SERRAG NOHAM	St Martin d hères	2011	10.9	10.9	11.0	11.1	43.9
2	BENDIB JENNA	St Martin d hères	2013	10.7	11.0	9.4	11.3	42.4
3	GUERBAA JANNA	St Martin d hères	2013	10.2	10.5	9.9	11.0	41.6
	RENUCCI ELENA	St Martin d hères	2011	10.9	11.2	10.1	9.4	41.6
5	HAGGIAG MAELY	St Martin d hères	2013	9.7	10.8	10.7	9.5	40.7

8. FEMININ NIVEAU4 7-14 ans . SA_DA (individuels)

8.1. Résultats par équipes





	Equipe	Club					Total
1	Bron	69--Amicale Laïque de Bron	31.4	31.2	34.2	33.9	130.7

8.2. Résultats individuels

	Gymnaste	Equipe	Annee					Total
1	MERAI NOUR	Bron	2011	10.8	12.2	12.0	12.5	47.5
2	THION SARAH	Bron	2011	10.4	6.3	11.4	11.3	39.4
3	DUCHAZEAU BENEIX ELISE	Bron	2010	9.7	9.3	10.5	9.4	38.9
4	BEKHOUCHE DARINE	Bron	2010	10.2	7.9	10.8	9.5	38.4
5	BARY TIFFANY	Bron	2009	10.1	9.7	7.8	10.1	37.7
6	ATIK LINA	Bron	2010	9.9	8.7	8.4	9.9	36.9

9. FEMININ NIVEAU5 11 + . SA_DA (individuels)

9.1. Résultats par équipes

	Equipe	Club					Total
1	Le chambon feugerolle	42--La liberte le chambon feugerolle	41.1	43.2	41.1	42.2	167.6
2	Echirolles	38--Amicale laique echirolles gymnastique	40.4	42.3	43.4	41.3	167.4
3	St laurent du pont	38--La Cartusienne	42.0	43.6	38.1	43.0	166.7
4	Montelimar	26--Montelimar	41.3	43.1	39.9	39.8	164.1
5	Bron	69--Amicale Laïque de Bron	39.8	42.9	40.4	39.7	162.8
6	St Priest	69--Gymnique association saint priest	38.9	43.2	43.3	33.8	159.2
7	Crest	26--Us crétoise gymnastique	37.0	40.9	38.5	41.4	157.8
8	La tour du pin	38--L'alerte gymnastique la tour du pin	38.5	38.8	40.4	35.6	153.3
9	Brindas	69--A.s.brindas	37.2	39.1	38.8	37.3	152.4




9.2. Résultats individuels

	Gymnaste	Equipe	Annee					Total
1	VICHERD CANDICE	La tour du pin	1998	10.3	11.4	11.7	11.4	44.8
2	DE PARSCAU VICTOIRE	La tour du pin	2002	10.2	11.6	11.0	10.8	43.6
3	GUILLEMIN MATHILDE	Echirolles	2002	10.5	11.2	11.0	10.8	43.5
4	MAZABRARD JULIE	St laurent du pont	1999	11.0	11.3	9.8	10.9	43.0
5	SALOMON MAEVANE	St laurent du pont	2007	11.1	9.8	10.6	11.4	42.9
6	EPALLE ENOLA	Le chambon feugerolle	2002	10.1	10.8	10.8	10.8	42.5
7	PICCOLO COLINE	Le chambon feugerolle	2003	10.9	11.4	9.6	10.5	42.4
8	QUENARD ELISA	Crest	2008	9.8	10.9	10.0	11.2	41.9
9	MARTINEZ MARION	Bron	2005	10.5	11.1	8.9	11.2	41.7
10	LEFEBVRE SOLENE	Echirolles	1995	10.5	10.3	11.3	9.4	41.5
	HAMMARLEBIOD EMY	Montelimar	2006	10.1	10.6	9.8	11.0	41.5
12	MORIN LOLA	Montelimar	2008	9.7	10.9	10.7	9.8	41.1
13	HERVAS LAURA	St Priest	1994	9.5	10.8	10.4	10.3	41.0
	HEYRAUD ANGELE	Le chambon feugerolle	2006	9.7	10.1	10.3	10.9	41.0
15	EL GROMBALI HELLA	St Priest	1996	10.3	10.1	11.5	8.9	40.8
16	RUELLE JULIETTE	St laurent du pont	2008	10.2	11.1	8.8	10.6	40.7
17	ROLLAND CINDY	Crest	2000	9.7	11.0	8.9	10.8	40.4
18	NOYER GAELLE	Montelimar	2000	11.0	10.7	8.6	9.6	39.9
19	MAZARD SACHA	Crest	1999	9.5	10.6	10.1	9.6	39.8
	ZUMMO EMMA	Le chambon feugerolle	2006	9.5	10.9	10.1	9.3	39.8
21	RODRIGUES MARIE	St Priest	2003	9.8	11.7	11.6	6.6	39.7
22	CASCALES LOLA	Bron	2008	8.6	10.4	10.4	10.0	39.4
23	OUDICH AMELLE MARIE	Le chambon feugerolle	2007	9.9	9.5	9.9	10.0	39.3
	ROCHIGNEUX ALYSSIA	Brindas	2006	8.6	10.8	10.0	9.9	39.3
25	HAMIDI AMBRINE	Le chambon feugerolle	2007	10.2	10.0	9.1	9.9	39.2
	BATY MARIETTA	Montelimar	1993	10.5	9.8	9.5	9.4	39.2
27	LOTITO LEONIE	St laurent du pont	2007	9.5	10.6	8.9	10.1	39.1
28	RIOTTOT JULIE	Bron	1999	9.9	9.5	10.7	8.8	38.9





29	MOLIN DELAURENTI AMBRE	Echirolles	2008	10.1	9.8	9.5	9.3	38.7
30	WIBAUX LUCIE	Bron	2007	9.8	10.6	9.6	8.5	38.5
31	JOUBERT LUCILE	Echirolles	2006	9.3	9.9	9.2	10.0	38.4
32	RODRIGUES EMILIE	St Priest	1997	9.3	10.6	9.8	8.0	37.7
	DUCHEMIN MAILYS	St laurent du pont	2008	9.7	10.6	8.8	8.6	37.7
34	SAUBIN LOLA	Bron	2008	9.6	10.8	7.3	9.7	37.4
35	BAYLE LILOU	Montelimar	2006	9.6	10.9	9.9	6.9	37.3
36	SAINT PAUL BEAL NINON	Brindas	2008	9.6	9.4	9.8	8.4	37.2
37	HENRY LÉONIE	Bron	1998	9.3	9.9	9.7	6.9	35.8
38	JUBAN PRESCILLIA	La tour du pin	2004	9.4	10.2	8.5	7.6	35.7
	DUPRE EMMA	Crest	2007	8.0	8.4	9.5	9.8	35.7
40	ROCHIGNEUX CORALIE	Brindas	2002	8.0	10.1	7.3	9.6	35.0
41	DEYGAS JEANNE	Montelimar	2004	9.2	9.4	7.5	7.8	33.9
42	GORDON LENA	Echirolles	2007	8.6	8.3	9.4	7.5	33.8
43	DE PALMA MAELLE	Echirolles	1991	0.0	10.9	11.6	11.1	33.6
44	SAINT PAUL BEAL CHARLINE	Brindas	2008	9.1	6.4	9.3	7.7	32.5
45	SOURROUILLE LILA	St laurent du pont	2007	9.4	5.1	8.2	8.4	31.1
46	GONZALEZ ELISE	La tour du pin	2002	8.6	5.6	9.2	5.8	29.2
47	MARTINEZ LEA	Brindas	2005	8.9	0.0	9.7	9.4	28.0
48	DEBIESSE CELESTE	Brindas	2005	9.6	8.8	0.0	5.8	24.2
49	GUIGUET JADE	St Priest	1998	0.0	0.0	0.0	0.0	0.0

10. FEMININ NIVEAU4 11 + . SA_DA (individuels)

10.1. Résultats par équipes

	Equipe	Club					Total
1	St Priest	69--Gymnique association saint priest	32.9	38.2	37.7	35.7	144.5
2	St just st rambert	42--Fjep st-just st-rambert	32.6	39.0	34.8	34.5	140.9
3	L'isle d'abeau	38--LA GYM DABEAU	32.2	38.5	35.2	34.4	140.3
4	Chaponnay	69--Chaponnay gym	32.7	37.3	34.8	32.8	137.6
5	Boen AL	42--Amicale laiue de Boën	31.8	35.1	34.6	31.1	132.6
6	Tullins	38--La Vaillante de Tullins	30.6	27.2	30.7	27.1	115.6
7	Pont de claix	38--Pont de claix amicale gymnique	21.1	21.6	24.5	21.7	88.9





10.2. Résultats individuels

	Gymnaste	Equipe	Annee					Total
1	BOROWIEC MAEVA	Pont de claix	2001	11.1	12.7	12.9	11.6	48.3
2	FANELLI JULIA	St Priest	2009	10.8	12.7	12.2	12.0	47.7
3	DIAZ ESTELLE	St Priest	1993	10.2	13.0	12.7	11.6	47.5
4	HOUCINI DORINE	St just st rambert	2001	11.1	13.2	11.4	11.7	47.4
	BARDE ANAE	Chaponnay	2004	11.7	12.6	11.8	11.3	47.4
	TRUPIER MONDANCIN CHARLINE	L'isle d'abeau	1991	10.0	12.6	12.3	12.5	47.4
7	KROUNA SIRINE	St Priest	2006	11.1	12.5	11.7	11.9	47.2
8	FRAISSE LUCIE	St just st rambert	2004	10.4	13.4	10.8	11.3	45.9
9	GUERY JUSTINE	St Priest	1994	11.0	11.6	11.4	11.8	45.8
10	DICHAMP MANON	L'isle d'abeau	2001	11.3	11.4	11.2	11.1	45.0
11	COLOMBET ELSA	St just st rambert	2005	9.7	11.8	11.9	11.5	44.9
12	DECHANDON PAULINE	St just st rambert	2004	10.9	11.2	11.5	11.2	44.8
13	MADINIER LOU	L'isle d'abeau	1997	10.2	12.7	11.7	10.1	44.7
14	BARDE LILY-ROSE	Chaponnay	2007	10.7	12.3	10.1	11.2	44.3
15	BIESSY BONNET MANON	L'isle d'abeau	1997	10.7	13.2	9.0	10.5	43.4
16	ARCHIMBAUD EMMA	Boen AL	2005	10.9	12.3	10.6	9.1	42.9
17	BOURRAT JULIE	St just st rambert	2003	10.5	12.4	10.8	9.1	42.8
18	LARDET MELISSA	L'isle d'abeau	2003	9.6	11.9	10.8	10.4	42.7
19	DONAZZOLO LAURA	Chaponnay	2001	10.3	10.4	11.0	10.3	42.0
20	LEBAILLIF ROMANE	St Priest	2004	10.8	11.2	10.8	9.1	41.9
21	AMBROISE MARLENE	L'isle d'abeau	2003	9.9	10.6	10.3	10.8	41.6
22	GHAZALI LOUNA	Chaponnay	2006	10.3	10.6	11.3	9.2	41.4
23	LAMBLIN-MOLLER EVE	Chaponnay	2007	9.6	10.7	11.7	8.8	40.8
24	CRETON JULIE	Pont de claix	2000	10.0	8.9	11.6	10.1	40.6
25	FERREIRA LOUNA	St just st rambert	2006	10.6	9.0	10.3	10.6	40.5
	MAGAT ANNA ROSE	Chaponnay	2003	9.5	12.4	11.0	7.6	40.5
27	DELAVAL LORRAINE	Tullins	2006	10.6	9.7	11.2	8.8	40.3
28	DEVILLELE MORGANE	Boen AL	2004	10.3	11.7	10.3	7.8	40.1
29	DAVAL INES	Boen AL	2002	9.9	11.1	10.4	6.3	37.7
	SOUCHON LAURA	Boen AL	2004	10.1	8.2	9.6	9.8	37.7
31	MORI LENA	Tullins	2000	10.5	8.2	9.3	9.1	37.1

32	GASIGLIA CELIA	Tullins	1996	8.9	9.3	8.8	9.2	36.2
33	DA SILVA MELANIE	St Priest	2004	10.1	12.3	12.8	0.0	35.2
34	BARTHOLIN LUCILE	Boen AL	2000	10.6	0.0	12.3	11.7	34.6
35	THAI CHLOE	Tullins	2006	9.5	4.8	10.2	8.6	33.1
36	DELAUCHE ANAMEE	Boen AL	2001	0.0	11.0	11.7	9.6	32.3
37	JULIEN MANON	Pont de claix	1999	0.0	0.0	0.0	0.0	0.0
	MAGGUILI CLARA	Pont de claix	2001	0.0	0.0	0.0	0.0	0.0
	ROMON MARGOT	Pont de claix	2003	0.0	0.0	0.0	0.0	0.0

11. FEMININ NIVEAU7 7-8 ans . SA_DA (individuels)

11.1. Résultats par équipes

	Equipe	Club					Total
1	Irigny	69--Amicale laiue irigny	38.4	36.0	37.1	41.8	153.3
2	Villette d Anthon	69--Villette gym	29.0	24.4	24.9	29.7	108.0

11.2. Résultats individuels

	Gymnaste	Equipe	Annee					Total
1	MAIGA PHILOMENE	Irigny	2013	10.2	9.4	9.8	10.8	40.2
2	BONY EMY	Irigny	2013	9.6	9.2	10.1	10.2	39.1
3	BUFALINO ELISA	Villette d Anthon	2013	9.6	8.6	8.3	10.2	36.7
	LAGARDE LUNA	Irigny	2013	9.3	8.8	8.5	10.1	36.7
5	GANDOSSI CHARLIE	Irigny	2013	9.3	8.6	8.6	9.9	36.4
6	BONNEFOND CHARLOTTE	Villette d Anthon	2013	9.9	7.9	8.4	9.9	36.1
7	BERNOLLIN JEANNE	Irigny	2013	9.2	8.0	8.6	10.2	36.0
	BOLLIET OLIVIA	Irigny	2013	8.8	8.0	8.6	10.6	36.0
9	QUINTEIRO-MATRAY MAÏ LAN	Villette d Anthon	2013	9.5	7.9	8.2	9.6	35.2
10	PEJU PERRINE	Villette d Anthon	2013	0.0	0.0	0.0	0.0	0.0