







**Résultats de la compétition**  
***Championnat Régional Rhône Alpes***  
***Boën et Riorges***  
***26 et 27 mars 2022***

# 1. MASCULIN NIVEAU7 7-10 ans . SA\_DA (individuels)

## 1.1. Résultats par équipes







	Equipe	Club							Total
1	Francheville	69--Gym dans '	41.2	42.8	43.6	30.8	43.1	39.1	240.6
2	Crolles	38--Gym et rythme crolles	39.2	39.7	43.0	30.6	43.4	37.4	233.3
3	Pont de Beauvoisin	38--La Sentinelle	38.4	33.3	41.6	29.4	40.4	35.8	218.9
4	Loriol	26--Groupe omnisports loriolais (gol)	36.7	32.8	42.2	27.8	40.6	34.3	214.4
5	UFOLEP 38	38--Etoile sportive doménoise	37.4	30.9	42.0	23.1	41.5	32.9	207.8
6	Charlieu	42--ALC GYM	37.3	28.9	42.6	23.8	37.2	32.2	202.0

## 1.2. Résultats individuels







	Gymnaste	Equipe	Année							Total
1	CHRAIET JULES	Francheville	2013	13.8	14.3	14.6	10.1	14.2	12.2	79.2
2	VIRET THOMAS	Francheville	2013	13.9	14.0	14.4	10.4	11.8	14.0	78.5
3	BARJOU ARTHUR	Francheville	2014	13.5	14.4	14.6	10.3	14.3	11.3	78.4
4	TURCANO ILIAN *	Francheville 1 (indiv) (indiv)	2011	13.3	14.3	14.5	10.8	11.9	12.6	77.4
5	GUERIN WILLIAM	Crolles	2012	13.0	11.6	14.4	10.8	14.2	13.2	77.2
6	GIRARD LOUIS	Crolles	2011	12.8	13.7	14.0	10.0	14.3	12.3	77.1
7	MILOURAT JAURIS	Francheville	2013	11.4	14.1	14.2	9.7	14.6	12.5	76.5
8	MOKEDDEM ADEL	Francheville	2014	12.3	13.1	14.0	9.9	14.0	12.6	75.9
9	PRADOS MAEL	Crolles	2012	12.6	13.6	14.0	9.7	14.4	11.5	75.8
10	PAPPINI GAEL	Crolles	2012	12.6	12.3	14.3	9.5	14.6	11.9	75.2
11	MICHALLET PAUL	UFOLEP 38	2012	12.7	10.0	14.6	9.6	14.6	12.2	73.7
	CHHANG HERWAN	Crolles	2014	13.0	12.3	14.3	9.3	13.9	10.9	73.7
13	GRESSE MAE	Pont de Beauvoisin	2012	13.0	11.7	13.2	10.0	13.8	11.2	72.9
14	PERRIN LUCAS	Charlieu	2014	12.5	10.9	14.1	9.6	13.9	11.4	72.4
15	BOUALLAG CRESPEL LILIO	Pont de Beauvoisin	2012	12.9	11.1	14.4	7.8	13.2	12.0	71.4
16	SALVI BAPTISTE	Loriol	2011	11.3	11.4	13.9	8.5	14.1	12.1	71.3
	PISCINI THOMAS	Crolles	2012	13.2	12.4	11.8	9.8	14.4	9.7	71.3
18	MARTORELL NOAN	Loriol	2013	11.5	11.5	13.5	9.5	13.4	10.6	70.0
19	DEMEURE RAPHAEL	Pont de Beauvoisin	2013	11.3	9.8	13.3	9.7	13.1	12.6	69.8
20	BERINI NOA	Loriol	2013	13.0	8.9	13.8	9.4	12.7	11.0	68.8
21	BAREL LALY LILYAN	UFOLEP 38	2012	12.8	11.8	14.2	5.0	14.1	10.7	68.6
22	BREDUILLEARD LUCAS	Loriol	2013	12.2	9.2	14.3	8.9	13.1	10.7	68.4
23	PETIT LEONARD	Pont de Beauvoisin	2013	11.5	10.5	12.1	9.7	13.2	11.0	68.0
24	VEGH SEBASTIAN	Loriol	2014	11.5	9.3	14.0	8.6	11.1	11.2	65.7
25	BAILLE REMY	UFOLEP 38	2012	11.9	9.1	13.2	8.5	12.8	10.0	65.5
26	LAMURE ELYAN	Charlieu	2014	12.5	8.9	14.7	7.5	11.4	9.0	64.0
27	LORTJEAN LEONARD	Pont de Beauvoisin	2014	12.5	9.5	13.4	3.8	13.4	10.9	63.5
28	RAYMOND LEO	Loriol	2011	11.1	9.9	11.0	7.7	12.9	10.4	63.0
29	MARTIN PITIOT RAPHAEL	Pont de Beauvoisin	2014	11.5	6.5	13.8	7.6	12.8	10.1	62.3
30	GEOFFRAY GAETAN	Charlieu	2013	12.3	9.1	13.8	6.7	10.9	7.8	60.6
31	LINCK LOGANE	Charlieu	2014	11.8	8.7	13.0	2.4	11.9	11.8	59.6
32	VACUS QUENTIN	Charlieu	2012	0.0	0.0	0.0	0.0	0.0	0.0	0.0

## 2. MASCULIN NIVEAU6 7-10 ans . SA\_DA (individuels)

### 2.1. Résultats par équipes





	Equipe	Club							Total
1	Ambérieu en bugey	1--REVEIL AMBERIEU GYM	35.6	31.1	34.9	30.1	34.6	32.2	198.5
2	Aix les bains	73--UNION GYMNIQUE	31.4	27.0	33.5	28.9	31.5	28.8	181.1
3	Bourg de Thizy	69--Enfants de la trambouze	30.9	27.9	33.8	27.8	30.6	27.7	178.7
4	Roanne ALRG	42--Amicale laïque de roanne garçons	30.2	28.1	34.8	26.8	30.1	20.6	170.6
5	Jonage	38--Jonage gymnastique	29.6	24.3	34.4	28.9	29.7	21.3	168.2

### 2.2. Résultats individuels





	Gymnaste	Equipe	Année							Total
1	CLAUDE TIMOTHEE	Ambérieu en bugey	2011	11.7	10.8	11.5	9.3	11.7	10.7	65.7
2	NICOU LEO	Ambérieu en bugey	2012	11.4	10.1	11.6	10.8	10.6	10.4	64.9
3	HILAIRE KENTO	Ambérieu en bugey	2013	11.8	10.2	11.8	8.7	11.3	9.8	63.6
4	COGNET JONATHAN	Bourg de Thizy	2013	10.6	9.7	11.7	9.8	10.1	10.9	62.8
	SAVINE DANIEL	Ambérieu en bugey	2012	10.5	9.4	11.5	9.0	11.6	10.8	62.8
6	YABAGABO THAIS	Aix les bains	2013	10.5	9.3	11.6	10.2	11.0	9.5	62.1
7	GUY RODOLAKIS SOREN	Aix les bains	2012	10.3	9.4	11.4	10.1	11.0	9.1	61.3
8	RIVOLLIER LEANDRE	Roanne ALRG	2011	10.0	9.7	11.9	9.6	10.8	9.1	61.1
9	DAGORNE ESTEVES RAFAEL	Ambérieu en bugey	2011	12.0	9.3	9.7	9.9	9.4	10.7	61.0
10	THOLLON PIPIER TIMEO	Ambérieu en bugey	2012	11.8	7.7	11.3	9.4	10.2	10.3	60.7
11	SERPOLLET QASSIM *	Vaulx en velin 1 (indiv) (indiv)	2012	10.8	9.2	11.6	8.7	10.6	9.3	60.2
12	LAHMAR HAMZA *	Vaulx en velin 1 (indiv) (indiv)	2013	11.2	9.6	11.1	7.8	10.7	9.3	59.7
13	EA LOIC	Jonage	2011	9.8	8.9	11.8	9.8	10.3	7.5	58.1
14	PERROUD BRUNEEL GIANI	Aix les bains	2014	10.5	8.3	10.5	7.9	9.5	10.2	56.9
15	CHAMBERT GUILLAUME	Roanne ALRG	2012	10.4	10.3	11.6	9.3	10.4	4.8	56.8
16	SAUNIER MELVIN	Bourg de Thizy	2014	10.0	8.3	11.2	8.8	10.2	8.0	56.5
17	TRONCY JASON	Bourg de Thizy	2013	10.3	8.8	10.7	7.2	10.3	8.8	56.1
18	BEAUPERTUIT LOUIS	Bourg de Thizy	2014	5.6	9.4	10.9	9.2	9.9	8.0	53.0
19	VIGNERON MAX	Jonage	2011	10.0	8.1	9.1	9.8	8.9	6.9	52.8
20	BASSO VALENTIN	Jonage	2012	9.3	7.3	10.9	9.3	9.0	6.9	52.7
21	BOVERO NILS	Jonage	2014	9.8	4.6	11.7	9.3	10.4	6.8	52.6
22	THEVENON LEONARD	Roanne ALRG	2012	9.8	8.0	11.3	7.9	6.6	6.4	50.0
23	YABAGABO SIMEON	Aix les bains	2014	9.7	4.6	10.1	8.6	9.2	7.3	49.5
24	DAUBERT JULES	Roanne ALRG	2012	7.5	8.1	11.0	7.4	8.9	5.1	48.0
25	GAJDANE KAIS	Aix les bains	2014	10.4	5.7	7.1	8.1	6.5	3.8	41.6

### 3. FEMININ NIVEAU7 7-10 ans . SA\_DA (individuels)

#### 3.1. Résultats par équipes

	Equipe	Club					Total
1	St Martin d hères	38--ESSM GYMNASTIQUE	41.6	39.6	39.5	41.7	162.4
2	Riorges	42--Olympique riorges gymnastique	39.9	38.5	37.5	41.5	157.4
3	Pont de claix	38--Pont de claix amicale gymnique	41.5	36.2	38.9	40.1	156.7
4	Anse	69--Jeunesse ansoise	40.6	33.7	39.7	42.0	156.0
5	St Genis les Ollières	69--Entente St genoise	38.1	33.9	40.0	42.5	154.5
6	Jonage	38--Jonage gymnastique	39.2	34.3	38.2	39.8	151.5
7	Villette d Anthon	69--Villette gym	37.5	36.0	37.2	39.8	150.5
8	Privas	7--Sc privas gym	38.2	32.2	38.0	39.7	148.1
9	Savigny	69--A.s.c.savigny	40.1	31.2	36.5	39.0	146.8
10	Chaponnay	69--Chaponnay gym	38.2	30.1	37.2	40.7	146.2
11	Echirolles	38--Amicale laique echirolles gymnastique	36.6	31.9	36.1	38.3	142.9
12	Bourg de Thizy	69--Enfants de la trambouze	36.8	32.2	35.0	35.9	139.9
13	Montelimar	26--Montelimar	33.8	27.6	34.3	37.0	132.7
14	Irigny	69--Amicale laique irigny	32.3	25.5	31.9	35.7	125.4





#### 3.2. Résultats individuels

	Gymnaste	Equipe	Annee					Total
1	DA ROCHA LAYANA	St Martin d hères	2012	10.9	9.6	9.9	10.5	40.9
2	AMRAOUI LILA MEI	St Martin d hères	2012	10.0	9.5	10.3	10.6	40.4
3	SOLNON THAIS	Riorges	2012	10.1	10.1	9.5	10.5	40.2
4	TRAPAND COLINE	Pont de claix	2012	10.7	9.3	9.9	10.2	40.1
	LE PAPE CHLOÉ	St Genis les Ollières	2011	10.5	9.0	9.9	10.7	40.1
6	MARECHAL ANAIS	Anse	2011	10.3	8.7	10.1	10.9	40.0
	MEYER ALYSSA	Riorges	2013	10.2	9.7	9.6	10.5	40.0
	DJIKINE MADJE	St Martin d hères	2012	10.4	10.3	9.0	10.3	40.0
9	MABROUK DELYA	St Martin d hères	2012	10.3	10.0	9.4	9.9	39.6
10	PEREIRA JOANA	Anse	2011	10.2	8.9	9.9	10.4	39.4
	MATI DELINA	St Martin d hères	2011	9.7	9.7	9.7	10.3	39.4
	MULLER PAULET MELINE	Pont de claix	2012	10.7	8.9	9.8	10.0	39.4
13	HAMMADI LINA	St Martin d hères	2011	9.9	9.4	9.6	10.3	39.2
14	MARCOU EMMA	Villette d Anthon	2011	9.7	10.2	9.3	9.9	39.1
15	GUYOMARD ANAELLE	Villette d Anthon	2011	9.0	9.6	10.0	10.4	39.0
16	ALEJANDRO ZAHRA	Villette d Anthon	2012	9.6	9.4	9.4	10.5	38.9
17	BATOR EDEN	Riorges	2013	9.8	9.5	9.1	10.3	38.7
18	MENUT LILY	Pont de claix	2012	10.2	9.2	9.6	9.6	38.6
	MOREL LILIE-ROSE	St Genis les Ollières	2011	9.4	8.3	10.1	10.8	38.6
	RICHARDIER HANAÉ	St Genis les Ollières	2011	8.9	9.1	10.1	10.5	38.6
21	VIGNAL JADE	Privas	2012	9.7	9.0	9.8	10.0	38.5
22	TERRIER NOELIE	Riorges	2012	9.8	9.2	9.1	10.2	38.3
23	BOUZINAC GWENAELLE	Savigny	2012	10.0	8.6	10.0	9.5	38.1
24	QUADRINI CASSIOPEE	Anse	2011	10.1	7.7	9.5	10.4	37.7
25	CABEL MELISSA	Jonage	2012	9.8	8.7	9.2	9.7	37.4
	DEL SIGNORE JADE	Jonage	2012	9.4	9.6	8.9	9.5	37.4





	FALCO LOU	Jonage	2011	9.2	7.9	9.9	10.4	37.4
	LOURENCO JOANA	Jonage	2012	10.0	7.8	9.5	10.1	37.4
29	PRIN MANON	Anse	2012	10.0	6.9	10.1	10.3	37.3
30	BAFFERT MORGANE	Pont de claix	2011	9.9	8.8	9.2	9.3	37.2
31	GRILL ENOLA	Echirolles	2011	9.3	8.0	10.0	9.8	37.1
32	DUNDO NERIKA	Echirolles	2011	9.1	8.3	9.3	10.3	37.0
33	ABELYAN MARY	Riorges	2013	9.4	8.0	9.3	10.1	36.8
	CAPIOD LUCILE	St Genis les Ollières	2011	9.1	7.3	9.9	10.5	36.8
35	CLOUX CLARA	Anse	2011	9.4	7.9	9.6	9.8	36.7
36	MORETTO LONA	Jonage	2011	9.8	7.7	9.6	9.5	36.6
	MAILLET-PAILLET LENA	Chaponnay	2011	9.5	7.0	9.6	10.5	36.6
38	SORIANO ROMY *	St Genis les Ollières 1 (indiv) (indiv)	2012	8.4	8.2	9.9	10.0	36.5
39	SENANI SARAH	Pont de claix	2011	9.9	6.6	9.6	10.3	36.4
	VIAL EMMA	Savigny	2012	10.4	6.6	9.8	9.6	36.4
41	GAUTREAU VIOLETTE	Anse	2012	8.6	8.2	9.4	10.0	36.2
	DESPRES AUGUSTINE	Privas	2011	9.8	6.8	9.7	9.9	36.2
43	DEPREZ LAURA	Chaponnay	2011	9.2	7.9	8.9	10.1	36.1
44	DURAND MAËLYA	Privas	2012	9.2	7.7	9.3	9.8	36.0
	NARBOUX ELISE	Bourg de Thizy	2011	9.0	8.2	8.9	9.9	36.0
	MASCILONGO JULIE	Chaponnay	2011	8.9	7.8	9.3	10.0	36.0
	VAGOGNE CLEMENCE	Chaponnay	2011	9.9	6.9	9.4	9.8	36.0
48	LEVRAT CAMILLE	Jonage	2011	9.6	8.1	8.6	9.6	35.9
	TEZEL EGE MARIE	Privas	2012	8.8	7.9	9.2	10.0	35.9
50	FLAMENS AMANDINE	Chaponnay	2011	9.6	7.4	8.7	10.1	35.8
51	SEGUY MOISSET ELENA	St Genis les Ollières	2011	9.1	7.0	9.1	10.2	35.4
52	RETALI ZOE	Savigny	2011	9.5	8.3	7.6	9.9	35.3
53	LENOIR ALINE	Echirolles	2012	9.6	8.3	8.5	8.7	35.1
	BOSLAND ALYSSA	Bourg de Thizy	2011	9.5	7.6	9.4	8.6	35.1
55	DELOIRE SALOMÉ	Savigny	2012	9.9	5.8	9.1	10.0	34.8
56	BUSSEUIL ELYNA	Bourg de Thizy	2012	9.2	7.7	8.8	8.9	34.6
57	MARAUX ANNA	St Genis les Ollières	2011	8.7	7.5	8.3	10.0	34.5
58	HOERDT CLARA	Savigny	2012	9.8	7.7	7.4	9.4	34.3
59	BERT ADELIE	Irigny	2011	7.7	8.1	8.2	10.0	34.0
60	ALEXIS HELOISE	Privas	2013	9.5	6.5	8.6	9.2	33.8
	NOIRMAIN NOELIE	Chaponnay	2011	9.2	6.7	8.1	9.8	33.8
62	CONORT INES	Montelimar	2011	8.1	7.5	9.0	9.1	33.7
63	FENNETEAUX LEANA	Villette d Anthon	2011	9.2	6.8	8.5	8.9	33.4
64	GILBERT CLEMENCE	Privas	2011	9.2	7.6	8.0	8.5	33.3
65	WATRIN CHLOE	Montelimar	2012	8.4	7.4	8.2	9.2	33.2
66	TARABAY INES	Montelimar	2013	8.6	6.5	8.7	9.3	33.1
67	LARDENOIS OPHELIE	Pont de claix	2011	9.6	5.5	8.6	9.3	33.0
68	TRONCY LANA	Bourg de Thizy	2012	9.1	7.8	7.9	8.0	32.8
69	GORINE JENNA	Echirolles	2012	8.6	5.9	8.3	9.5	32.3
70	LORENZO ELSA	Montelimar	2013	8.1	6.2	8.4	9.4	32.1
71	MALINGE CLEA	Irigny	2011	8.6	6.7	8.2	8.3	31.8
72	ESCOT LÉANE	Irigny	2012	7.9	6.9	7.6	9.0	31.4
73	AMAR DELIA	Echirolles	2013	8.0	7.3	7.1	8.2	30.6
74	DUMONTEL EMMY	Bourg de Thizy	2011	8.9	4.2	7.5	8.5	29.1
	CLAES EFFY	Montelimar	2011	8.3	4.0	8.1	8.7	29.1
76	AUCLAIR MELINA *	Tullins 1 (indiv) (indiv)	2011	7.1	4.5	8.4	8.5	28.5
77	HUREAUX AXELLE	Irigny	2011	8.1	3.8	7.9	8.4	28.2
78	TARABAY EVA	Montelimar	2013	8.5	4.8	6.8	7.9	28.0
79	HOARAU OCEANE	Bourg de Thizy	2011	0.0	8.5	7.6	8.3	24.4
80	QUINSON ELYNE	Villette d Anthon	2011	0.0	6.3	5.4	9.0	20.7

## 4. FEMININ NIVEAU3 11 + . SA\_DA (individuels)

### 4.1. Résultats par équipes

	Equipe	Club					Total
1	St just st rambert	42--Fjep st-just st-rambert	36.3	37.4	35.1	35.8	144.6
2	Riorges	42--Olympique riorges gymnastique	33.1	35.8	37.7	36.1	142.7
3	Vénissieux	69--Cmo vénissieux	35.1	35.6	36.3	35.3	142.3
4	Privas	7--Sc privas gym	32.9	37.1	35.4	33.0	138.4
5	Marcy charbonnières	69--Gymnastique Marcy Charbonnières (GMC)	34.5	33.9	34.1	35.5	138.0
6	Loriol	26--Groupe omnisports loriolais (gol)	32.2	33.8	35.1	36.3	137.4
7	Chaponnay	69--Chaponnay gym	32.1	31.0	34.2	34.6	131.9
8	Jonage	38--Jonage gymnastique	32.5	32.3	33.7	32.4	130.9
9	St Martin d hères	38--ESSM GYMNASTIQUE	30.9	33.0	31.0	29.7	124.6





### 4.2. Résultats individuels

	Gymnaste	Equipe	Annee					Total
1	MUSELLE LOLA	St just st rambert	2005	12.6	12.4	12.0	12.3	49.3
2	LAPORTE CLARA	Vénissieux	2006	12.4	12.4	12.5	11.1	48.4
3	XIONG LIZZIE	Privas	2007	12.0	11.6	11.9	12.4	47.9
4	BOUCHILLOU CLARA	Marcy charbonnières	2001	12.4	11.5	12.2	11.6	47.7
5	FERREIRA LILOU	St just st rambert	2008	12.3	12.5	10.8	11.6	47.2
	DOUEZY D'OLLANDON MANON	Vénissieux	2000	11.7	12.1	12.6	10.8	47.2
7	TOUREY AMBRINE	Riorges	1998	11.0	11.7	12.3	12.1	47.1
8	AUGOYARD ANDREEA	Riorges	1988	11.2	11.9	11.7	12.1	46.9
9	FROBERT ELISE	Riorges	2002	10.8	10.8	13.1	11.9	46.6
10	REBAUD CHARLOTTE	St just st rambert	2003	10.9	11.8	11.6	11.7	46.0
	NADAUD ANAIS	Loriol	2007	10.5	11.6	12.1	11.8	46.0
12	VO LUCIE	Privas	2002	10.8	10.9	12.1	11.9	45.7
13	PERRAUD MAELLE	Marcy charbonnières	2005	10.9	11.8	10.5	12.2	45.4
14	TOMAS ANGEL	Loriol	2007	10.9	10.2	11.7	12.4	45.2
15	CHAMBERT ESTHER	Riorges	1993	10.8	12.2	10.2	11.9	45.1
16	CHAIZE JULIETTE	St just st rambert	2004	11.4	11.0	10.7	11.8	44.9
	CANTALUPPI CLEMENTINE	Vénissieux	1998	10.2	11.1	11.2	12.4	44.9
	BOUJOT PAULINE	Riorges	1997	10.9	10.6	12.3	11.1	44.9
19	MOINE CLARA	Loriol	2006	10.6	11.2	10.8	11.7	44.3
20	GENETTE MANDY	Loriol	2001	10.7	10.5	11.3	11.7	44.2
21	VAGOGNE JULIETTE	Chaponnay	2004	10.8	10.7	11.0	11.6	44.1
22	FERREIRA CLARA	Marcy charbonnières	2002	11.0	10.6	11.4	10.9	43.9
23	POMPA VALENTINE	Jonage	2001	10.9	10.8	10.9	11.1	43.7
24	BLANC LORAIN	Jonage	1999	10.9	10.8	11.3	10.6	43.6
25	QUILLE AUDREY	St Martin d hères	2002	10.3	10.7	11.4	10.8	43.2
26	QUINTELAS ELSA	Vénissieux	2007	11.0	10.6	9.4	11.8	42.8
27	BETTINGER HELENE	Chaponnay	2004	10.0	10.8	10.5	11.4	42.7
28	PERRIN COLINE	Jonage	2004	10.7	9.6	11.5	10.7	42.5
29	MAGAT CLARA	Marcy charbonnières	2001	10.6	10.0	10.0	11.7	42.3
	CROZ FAUSTINE	Chaponnay	1998	10.5	7.9	12.3	11.6	42.3
31	PERRET LISE	St Martin d hères	2003	10.4	12.2	10.0	9.1	41.7





32	DE CIANTIS LENA	Jonage	1999	9.9	10.7	10.3	10.3	41.2
33	DICONNE ORIANA	Chaponnay	2005	10.8	9.5	10.9	9.7	40.9
34	VEUILLET VICTORIA	Marcy charbonnières	1996	11.1	8.9	9.4	10.7	40.1
35	NOGUERA BERENICE	St Martin d hères	2002	9.9	8.1	9.5	9.1	36.6
36	CLOT MANON	Loriol	2007	10.4	11.0	0.0	12.1	33.5
37	PELLETIER PAULINE	St just st rambert	1993	9.9	12.5	10.8	0.0	33.2
	MOULIN CLARA	St Martin d hères	2002	9.8	4.7	8.9	9.8	33.2
39	AYRAUD PERRINE	Privas	1984	10.1	12.9	0.0	8.7	31.7
40	MULATON ORNELLA	St Martin d hères	2001	10.2	10.1	9.6	0.0	29.9
41	GREMILLET MORGANE	St Martin d hères	2001	9.7	0.0	8.3	8.9	26.9
42	MARTIN JOSEPHINE	Privas	1990	0.0	12.6	11.4	0.0	24.0
43	GOUL JOHANNA	St just st rambert	1983	0.0	10.8	11.5	0.0	22.3

## 5. FEMININ NIVEAU3 11-15 ans . SA\_DA (individuels)

### 5.1. Résultats par équipes

	Equipe	Club					Total
1	Francheville	69--Gym dans'	32.5	34.1	32.9	37.8	137.3
2	Villette d Anthon	69--Villette gym	32.2	33.4	34.8	36.7	137.1
3	Amplepuis	69--La fraternelle	34.5	31.5	32.0	36.0	134.0





### 5.2. Résultats individuels

	Gymnaste	Equipe	Annee					Total
1	GIRAUD EMMA	Amplepuis	2006	12.3	12.1	11.1	12.9	48.4
2	ALTINAOU LINA	Francheville	2009	11.0	11.2	12.0	12.6	46.8
3	VERCOUTRE STELLA	Francheville	2007	10.6	11.9	10.7	12.5	45.7
4	FESCHE MELYNE	Villette d Anthon	2008	10.8	10.7	12.3	11.1	44.9
5	GATHERON LEINE	Villette d Anthon	2008	10.0	10.9	11.5	12.0	44.4
6	USEO JADE	Francheville	2007	10.9	10.6	10.0	12.7	44.2
7	BATTESTINI ROMANE	Francheville	2007	10.4	11.0	9.5	12.5	43.4
	GOJON EVA	Villette d Anthon	2008	10.8	11.2	8.5	12.9	43.4
9	FILLON LILOU	Amplepuis	2007	11.7	7.2	11.7	12.3	42.9
10	DELIOT CELESTINE	Villette d Anthon	2007	8.9	11.3	8.9	11.4	40.5
11	PONTILLE MELYNE	Amplepuis	2007	9.6	10.3	9.2	10.8	39.9
12	FRICOT ELISE	Villette d Anthon	2007	9.7	8.9	11.0	10.1	39.7
13	TOUCHARD LUCIE	Amplepuis	2007	10.5	9.1	9.2	9.9	38.7
14	BUSSIÈRE LIV	Villette d Anthon	2007	10.6	5.7	9.5	11.8	37.6
15	ROSIER THIFAINE	Francheville	2006	10.0	10.2	10.2	0.0	30.4







## 6. FEMININ NIVEAU6 11-18 ans . SA\_DA (individuels)

### 6.1. Résultats par équipes

	Equipe	Club					Total
1	St Priest	69--Gymnique association saint priest	43.1	46.1	41.2	43.2	173.6
2	L'isle d'abeau 2	38--LA GYM DABEAU	41.5	44.9	39.2	45.0	170.6
3	St just st rambert	42--Fjep st-just st-rambert	40.1	45.5	40.1	43.3	169.0
4	Villeurbanne	69--ASUL Sports Loisirs	40.9	44.1	40.0	43.6	168.6
5	Bourgoin-jallieu	38--La Jeune France de Bourgoin-Jallieu	39.1	44.8	37.4	43.0	164.3
6	Oullins	69--Patron.laique oullins	40.7	41.8	37.0	43.9	163.4
7	Chaponnay	69--Chaponnay gym	40.8	42.8	36.7	42.9	163.2
8	Lyon	69--PL Villette Paul Bert	39.4	41.1	38.7	42.7	161.9
9	L'isle d'abeau 1	38--LA GYM DABEAU	38.1	42.0	38.3	40.7	159.1
10	Belleville sur saone	69--Gym club belleville beaujolais	39.8	37.4	38.8	41.0	157.0
11	Bourg St Maurice	73--Bsm gym bourg st maurice	38.8	40.6	35.1	41.4	155.9
12	St Rambert d Albon	26--ASCR Gym	37.5	40.2	34.9	41.2	153.8
13	Francheville	69--Gym dans'	36.8	36.9	36.9	38.8	149.4
14	Lyon Ste Blandine	69--Espérance Sainte Blandine de Lyon	36.8	33.5	37.7	40.5	148.5
15	La tour du pin	38--L'alerte gymnastique la tour du pin	40.6	35.8	35.1	36.5	148.0

### 6.2. Résultats individuels





	Gymnaste	Equipe	Annee					Total
1	VIDAL SIRIANE	Villeurbanne	2005	10.9	11.7	10.6	11.2	44.4
2	SLIMANI JEMEI SENDA	St Priest	2008	10.8	11.7	10.3	11.2	44.0
	TATY LOUEMBET KETHIA	L'isle d'abeau 2	2008	11.1	11.5	10.0	11.4	44.0
4	BONIN FANNY	St Priest	2009	10.9	11.5	10.4	10.8	43.6
5	BOUTCHICHE MAYSSANE	St just st rambert	2010	10.9	11.6	9.8	11.1	43.4
6	GOUTTENOIRE LENIE	St Priest	2007	10.8	11.3	9.4	11.4	42.9
7	SULPICE LOU	Lyon	2006	10.4	10.9	10.4	11.0	42.7
8	CHAMPIER MYLA	St just st rambert	2004	9.8	11.3	10.3	11.2	42.6
9	PONCET LALY *	St Genis l Argentièr 1 (indiv) (indiv)	2005	10.1	11.4	9.8	10.8	42.1
10	YAHIAOUI MANTOUT EMA	St just st rambert	2009	10.2	11.2	9.8	10.6	41.8
	HATCHADOURIAN LALY	Villeurbanne	2004	10.5	9.7	10.7	10.9	41.8
12	JAMIER AGATHE	St Priest	2009	10.6	11.6	9.7	9.8	41.7
	EL MAJRI AMBRINE	L'isle d'abeau 2	2005	10.3	11.2	9.1	11.1	41.7
14	SCAT AUDREY	Belleville sur saone	2004	10.8	10.0	9.6	11.2	41.6
15	KNIGHT LUCILE	L'isle d'abeau 2	2005	8.5	11.7	10.1	11.1	41.4
	OUCHANE TASNIM	L'isle d'abeau 2	2009	10.1	10.5	9.6	11.2	41.4
17	BELLI EMELINE	St Priest	2004	10.1	10.9	10.8	9.5	41.3
18	MOTIKIAN LEANE	Oullins	2009	10.7	10.4	9.0	11.1	41.2
	MECHAIN KASSENDRA	Villeurbanne	2006	9.5	11.2	9.5	11.0	41.2

	THOMASSIER CARLA	Villeurbanne	2005	10.0	11.5	9.2	10.5	41.2
21	SUBRA ELOISE	Chaponnay	2007	9.7	11.4	9.2	10.8	41.1
22	MOTIKIAN EVA	Oullins	2005	10.1	10.8	8.7	11.4	41.0
	CARISIO MAYA	Bourgoin-jallieu	2008	9.4	10.6	10.3	10.7	41.0
	LE CARNEC FANNY	Bourgoin-jallieu	2007	9.9	11.3	8.9	10.9	41.0
25	FROMENT CELIA	Oullins	2010	10.2	11.0	8.6	11.1	40.9
26	DAVID MAZANCIEUX MANON	St just st rambert	2005	9.2	11.0	10.2	10.4	40.8
	BUENDIA LEA	Chaponnay	2008	10.2	10.5	9.4	10.7	40.8
	CAMPEGGIA CASSANDRA	Chaponnay	2007	10.7	10.5	8.9	10.7	40.8
29	BRUGIERE MAELINE	Belleville sur saone	2007	9.6	9.0	10.7	11.2	40.5
30	GUILLET LISA	La tour du pin	2005	10.9	9.8	8.8	10.8	40.3
31	MATHURIN EUGENIE	Bourgoin-jallieu	2007	8.9	11.5	8.9	10.9	40.2
32	FILIPPINI CASSANDRE	St Rambert d Albon	2005	10.2	10.3	9.0	10.6	40.1
	SLIMANI MARWA	L'isle d'abeau 1	2005	9.7	10.8	10.3	9.3	40.1
34	MEYER LUCIE	Chaponnay	2003	10.2	9.9	9.2	10.7	40.0
35	RAVINEL EVA	St Rambert d Albon	2007	9.9	11.2	8.3	10.2	39.6
	TALFER GAMBAY JULIE	L'isle d'abeau 1	2007	9.7	9.3	9.9	10.7	39.6
37	VERCHERE CAMILLE	L'isle d'abeau 1	2005	9.5	11.1	9.0	9.9	39.5
38	GAILLARD ALISSON	Bourgoin-jallieu	2008	9.7	11.2	8.0	10.5	39.4
39	COISSIEU LISON	St Priest	2006	10.0	11.2	8.6	9.5	39.3
	BRUNE LARA	Oullins	2008	9.7	9.6	9.8	10.2	39.3
	PONCET SARAH *	St Genis l Argentière 1 (indiv) (indiv)	2004	10.7	8.2	9.9	10.5	39.3
	COUTTY ROMANE	Lyon	2008	9.8	10.1	8.8	10.6	39.3
	ANSELME EMY	Bourgoin-jallieu	2005	9.6	9.9	9.3	10.5	39.3
44	BOUET CHARLOTTE	Bourg St Maurice	2005	10.2	10.1	9.0	9.9	39.2
	CHILTON AMELIE *	Voreppe 1 (indiv) (indiv)	2004	10.2	9.7	8.4	10.9	39.2
46	TROUBAT ANAEL	Bourg St Maurice	2007	9.4	10.1	9.4	10.2	39.1
47	NOEL CORALIE	Bourgoin-jallieu	2008	9.9	10.8	7.7	10.5	38.9
48	WERNY LOISE	Lyon	2004	9.7	9.9	8.6	10.6	38.8
49	ALLOU THIZIRI	Lyon	2007	8.6	9.9	10.2	9.9	38.6
	MERCER HANNAH	Bourg St Maurice	2008	9.2	10.9	7.8	10.7	38.6
51	CHUZEVILLE CLARA	La tour du pin	2005	10.7	10.1	9.5	8.2	38.5
	BLEUZE SOLENE	Chaponnay	2007	9.0	10.4	8.8	10.3	38.5
	LE BERRE CHARLOTTE	Lyon	2005	8.6	10.2	9.3	10.4	38.5
54	CHEVINS GABRIELLE	Bourg St Maurice	2007	9.6	9.5	8.6	10.6	38.3
55	PERRIN SIDONIE	Lyon Ste Blandine	2006	9.7	8.4	9.5	10.6	38.2
56	PARNET NOEMIE	Francheville	2005	9.2	9.5	9.7	9.7	38.1
	DRIDI LYNA	Lyon	2008	9.5	9.8	8.3	10.5	38.1
58	BOUCHACOURT LUCIE	L'isle d'abeau 1	2008	9.1	10.2	9.0	9.7	38.0
59	TAIEB JUSTINE	St Rambert d Albon	2007	9.1	9.7	8.6	10.4	37.8
	BACHA AMBRINE	L'isle d'abeau 2	2008	9.9	8.7	7.9	11.3	37.8
61	ANTHEAUME CAMILLE	L'isle d'abeau 2	2005	10.0	8.2	9.5	10.0	37.7
62	CHEVALIER ELISE	Belleville sur saone	2004	9.4	8.1	10.2	9.9	37.6
63	BERENGUER TIFFANY	L'isle d'abeau 1	2006	9.2	9.9	8.8	9.6	37.5
64	GARCIA NOEMIE	St just st rambert	2005	8.9	10.7	8.6	9.1	37.3
	SALINAS APOLLINE	St just st rambert	2003	9.0	11.4	7.7	9.2	37.3
	GUERIN MAYA	La tour du pin	2007	9.3	9.0	9.3	9.7	37.3
	AFONSO ANGELINA	Belleville sur saone	2006	10.0	10.3	8.3	8.7	37.3
	CVETKOVIC LOLA	Oullins	2007	9.4	9.6	8.0	10.3	37.3
69	YOUSSEF ELODY	Lyon Ste Blandine	2007	9.0	7.9	10.0	10.0	36.9
70	FAYSSE CLOTILDE	Francheville	2007	8.5	10.0	8.2	9.9	36.6
71	DEMEUDE ESTHER	Francheville	2007	9.7	9.4	6.9	10.4	36.4
72	WINCKEL LILOU	St Rambert d Albon	2007	8.1	8.9	9.0	10.0	36.0
73	PERAZIO ZENAIDE	Francheville	2006	9.4	8.0	9.5	8.8	35.7

	MAKHFI LINA	L'isle d'abeau 1	2005	8.6	7.6	9.1	10.4	35.7
75	SOUTEYRAT NOÉLIE	St Rambert d Albon	2007	8.3	9.0	8.3	9.8	35.4
	BENSALMIA NOUR	Lyon Ste Blandine	2008	9.0	9.2	7.5	9.7	35.4
	MARZE AGLAÉ	Lyon Ste Blandine	2006	8.9	7.3	9.0	10.2	35.4
78	MERCIER ABIGAIL	Lyon Ste Blandine	2004	9.1	8.0	9.2	8.4	34.7
79	PERTHUIS CAPUCINE	Francheville	2008	8.3	7.9	9.1	8.5	33.8
	PIERRE MARINE	Francheville	2008	8.5	8.0	8.6	8.7	33.8
	BOON TALLIA	Bourg St Maurice	2007	9.4	7.8	8.1	8.5	33.8
82	BERTRAND MARGAUD	Lyon Ste Blandine	2008	8.7	7.6	8.5	8.4	33.2
83	BLANC CHLOÉ	St Rambert d Albon	2004	8.3	8.7	6.5	8.6	32.1
84	PORTERET EMMA	La tour du pin	2005	9.7	6.9	7.5	7.8	31.9
85	BERTUCAT MARIE	Oullins	2005	0.0	8.1	9.5	8.2	25.8
86	CASTRO FERNANDES LARA	Bourg St Maurice	2007	9.6	0.0	0.0	9.1	18.7
87	PILLARD CLARA	Belleville sur saone	2005	0.0	0.0	0.0	0.0	0.0

## 7. FEMININ NIVEAU7 11 + . SA\_DA (individuels)

### 7.1. Résultats par équipes





	Equipe	Club					Total
1	St Priest	69--Gymnique association saint priest	36.9	38.9	40.1	42.2	158.1
2	Belleville sur saone	69--Gym club belleville beaujolais	35.1	30.5	40.0	41.8	147.4
3	St just st rambert	42--Fjep st-just st-rambert	38.7	29.7	36.6	38.5	143.5
4	Roanne	42--Amicale laiue de jeunes filles de roanne	37.1	28.8	36.9	39.3	142.1

### 7.2. Résultats individuels





	Gymnaste	Equipe	Annee					Total
1	TAROUCO AXELLE	St Priest	2010	9.8	10.1	10.1	10.6	40.6
2	BERCHOUX AMY	St just st rambert	2009	10.2	9.6	10.0	9.9	39.7
3	BONIN LAURA	St Priest	2005	9.0	9.7	9.9	10.2	38.8
4	DE LA FOURNIERE CAPUCINE	Belleville sur saone	2005	8.5	8.8	10.3	10.4	38.0
5	SASSI IMEN	St Priest	2006	8.6	9.6	9.7	10.0	37.9
6	RODRIGUEZ LUNA	St Priest	2005	9.5	7.8	9.8	10.6	37.7
	MARION LOICE	Belleville sur saone	2008	9.1	8.0	10.0	10.6	37.7
8	BAILLY ALICIA	Roanne	2004	9.4	8.6	9.0	10.0	37.0
9	PETITJEAN ALICIA	St Priest	2005	8.5	8.4	9.7	10.1	36.7
10	GAGET FLAVY	Belleville sur saone	2005	8.9	6.8	10.1	10.5	36.3
11	CHASTEL LEA	St just st rambert	2005	9.7	6.9	9.5	9.6	35.7
12	ROSSINI MILA	Belleville sur saone	2008	8.6	6.9	9.6	10.3	35.4
13	PAQUERIAUD FLAVIE	Roanne	2010	9.2	6.6	9.5	9.8	35.1
14	NOE JULIE	Roanne	2006	8.9	7.3	9.0	9.8	35.0
15	GRANGE OCEANE	St just st rambert	2007	9.4	7.1	8.3	9.6	34.4
16	CESA TESSA	St just st rambert	2008	9.4	6.1	8.8	9.4	33.7
17	AGLIONI NOELINE	Roanne	2008	8.8	6.3	8.5	9.7	33.3
18	OUDOT JADE	Roanne	2007	9.0	5.2	9.4	9.0	32.6
19	FARCE CHLOE	St Priest	2006	0.0	9.5	10.3	10.8	30.6
20	GALLARDO LAURIANE	Roanne	2010	9.5	3.4	8.0	7.8	28.7
21	CLEMENT EMILIE	Belleville sur saone	2006	0.0	0.0	0.0	0.0	0.0

## 8. FEMININ NIVEAU6 7-10 ans . SA\_DA (individuels)

### 8.1. Résultats par équipes

	Equipe	Club					Total
1	Francheville	69--Gym dans'	41.5	39.1	41.9	42.7	165.2
2	Pont de claix	38--Pont de claix amicale gymnique	43.1	40.0	39.7	41.9	164.7
3	Villette d Anthon	69--Villette gym	39.8	38.4	38.7	42.8	159.7
4	Aix les bains	73--UNION GYMNIQUE	42.6	37.7	37.9	39.1	157.3
5	Bron	69--Amicale Laïque de Bron	40.0	39.0	38.6	39.6	157.2
6	Irigny	69--Amicale laïque irigny	40.4	36.4	40.2	39.7	156.7
7	St Rambert d Albon	26--ASCR Gym	42.3	35.2	36.8	41.6	155.9





### 8.2. Résultats individuels

	Gymnaste	Equipe	Annee					Total
1	MENARD LEONIE	Pont de claix	2011	10.6	11.3	10.8	10.7	43.4
2	MAUJEAN JULIETTE	Irigny	2011	10.4	10.8	10.8	10.2	42.2
3	CHOUAOU - CELLUPICA LINA	Francheville	2011	10.4	10.7	10.2	10.5	41.8
	DOMINGUEZ ROMANE	Pont de claix	2011	10.6	9.9	10.7	10.6	41.8
	CAVORET LOUISE	Aix les bains	2011	11.2	10.9	9.8	9.9	41.8
6	VALAT ELEONOR	Francheville	2011	10.7	10.1	10.1	10.8	41.7
7	MICHEL JULINE	Villette d Anthon	2013	9.7	10.5	10.4	11.0	41.6
8	MERGER-STEINMETZ ALICE	Bron	2011	10.2	10.1	9.9	10.4	40.6
9	LOTH KAI LY	Villette d Anthon	2013	10.1	9.7	9.5	11.2	40.5
	DACORSI EMMY	Pont de claix	2011	11.1	9.3	9.4	10.7	40.5
11	OCHIER GUSTIN ROMANE	St Rambert d Albon	2012	11.2	8.0	10.4	10.7	40.3
	OTMANI SAFIYA	Bron	2014	10.2	10.3	9.5	10.3	40.3
13	MAHAUD ANOUK	Irigny	2011	10.1	10.7	9.7	9.7	40.2
14	BERTHET DOMITILLE	Francheville	2011	9.2	8.7	10.9	11.0	39.8
15	SCOTTON LEONIE	Francheville	2011	10.3	8.1	10.7	10.4	39.5
16	MEDDAH JENNA	St Rambert d Albon	2011	10.7	9.4	8.4	10.7	39.2
	MEGE JADE	Aix les bains	2011	10.4	9.3	9.8	9.7	39.2
18	THIEBAUT LUDIVINE	Aix les bains	2011	10.8	8.4	9.8	9.9	38.9
19	CHAPELLE CHLOE	Francheville	2012	10.1	9.6	9.4	9.4	38.5
	DELPEYROU NINA	Pont de claix	2011	10.3	9.5	8.8	9.9	38.5
21	BOUCHET ALIYA	Villette d Anthon	2013	10.4	8.9	8.8	10.3	38.4
22	ROUTAOUI BRUYERE AYA	St Rambert d Albon	2011	10.1	9.3	9.2	9.7	38.3
23	COURAGE LOU	St Rambert d Albon	2011	10.3	8.5	8.8	10.5	38.1
24	GHOZALI ASSIA	Bron	2012	9.8	9.7	8.6	9.2	37.3
25	GIRARD LOUISE	Bron	2011	9.2	8.9	9.7	9.3	37.1
26	PUYO VICTORIA	Villette d Anthon	2013	9.3	9.3	9.1	9.2	36.9
27	BLACHERE LINE	Irigny	2012	9.5	7.8	9.4	10.0	36.7
	LE TURDU EMMA	Aix les bains	2011	10.0	9.1	8.0	9.6	36.7
29	JEBLI ASMA	Villette d Anthon	2011	9.3	7.1	9.7	10.3	36.4
30	OUSTRY MILLICENT	Pont de claix	2011	10.8	6.5	8.6	9.7	35.6
31	HERRGOTT HEIDI	Irigny	2012	9.4	6.4	10.3	9.0	35.1
32	CAITUCOLI GAIA	Pont de claix	2011	9.5	6.9	8.8	9.7	34.9
33	BERLIOZ JULIE	Irigny	2012	9.9	7.1	8.9	8.8	34.7



	PALISSE--HUMBERT LEANE	Irigny	2011	10.0	7.1	7.8	9.8	34.7
35	HADAYA KIMY	Villette d Anthon	2012	9.6	8.4	7.1	9.5	34.6
36	MOUSSON CHLOE	Bron	2011	9.8	5.6	9.5	9.6	34.5
37	JARLIT SARAH LOU	Aix les bains	2012	10.2	5.2	8.5	8.3	32.2
38	OUAOUA DESMARTIS ANISSA	St Rambert d Albon	2011	9.3	5.0	4.3	9.1	27.7

## 9. FEMININ NIVEAU6 11 + . SA\_DA (individuels)

### 9.1. Résultats par équipes

	Equipe	Club					Total
1	Gerland Mouche	69--A. L. gerland mouche	40.6	42.2	39.7	43.6	166.1
2	Chaponnay	69--Chaponnay gym	39.0	42.2	40.3	44.0	165.5
3	Villeurbanne ASL	69--A.S.L.Gratte-Ciel	40.3	41.2	39.7	42.4	163.6
4	Charlieu	42--ALC GYM	38.5	37.6	41.2	43.2	160.5
5	Montelimar	26--Montelimar	40.9	40.5	38.8	39.9	160.1
6	Moirans	38--CLUB GYM MOIRANNAIS	39.2	39.1	37.1	41.9	157.3
7	Lozanne	69--Gym lozanne	25.9	30.6	28.1	30.5	115.1

### 9.2. Résultats individuels





	Gymnaste	Equipe	Annee					Total
1	BETTINGER JEANNE	Chaponnay	2002	10.3	11.3	10.7	11.4	43.7
2	GUINET LEA	Villeurbanne ASL	2009	10.4	10.9	10.6	11.0	42.9
3	MILIANI LILIA	Gerland Mouche	2008	10.3	11.2	10.1	11.1	42.7
4	VELHO AGATHE	Villeurbanne ASL	2004	10.2	10.2	10.3	11.1	41.8
5	CHAPITEAU AMELIA	Gerland Mouche	2010	10.3	10.9	9.6	10.8	41.6
6	JULIEN LAURINE	Gerland Mouche	2002	10.1	9.6	9.9	11.2	40.8
7	VADALA ALEXANE	Moirans	2003	10.2	11.0	8.5	11.0	40.7
	RUSLI ANDREA	Chaponnay	1990	8.8	10.5	10.0	11.4	40.7
	GUILLAUME CAMILLE	Montelimar	2003	10.5	10.3	10.2	9.7	40.7
10	VERMOREL CAMILLE	Chaponnay	1999	9.9	10.3	9.7	10.7	40.6
11	BUZZACHERA ZOE	Chaponnay	2004	10.0	10.1	9.9	10.5	40.5
12	PAIRE CASSIE	Charlieu	2004	9.0	9.8	10.5	10.9	40.2
13	SODERHOLM GABRIELLA	Montelimar	2009	10.2	9.7	9.8	10.4	40.1
14	POUSSIER JULIETTE	Moirans	1997	9.8	10.5	9.5	10.0	39.8
	ROCHE EVA	Montelimar	2009	10.4	10.3	10.0	9.1	39.8
16	DESPEISSES VIOLETTE	Gerland Mouche	2008	9.7	10.5	9.0	10.5	39.7
17	CHARLOT ANDREA	Montelimar	2006	9.8	10.2	8.8	10.7	39.5
18	LIDON MELANIE	Charlieu	1999	9.7	10.2	8.9	10.6	39.4
19	VALERO LOLA	Gerland Mouche	2006	9.9	9.1	10.1	10.2	39.3
20	DESCHAMPS EVE	Charlieu	2009	9.7	8.7	9.9	10.8	39.1
21	ADIGERY AMBRE	Moirans	2006	9.6	9.5	9.1	10.6	38.8
	CARRARA JUSTINE	Villeurbanne ASL	2008	10.3	8.1	9.6	10.8	38.8
23	PAIRE LENA	Charlieu	2008	9.6	7.0	10.9	10.9	38.4
24	MEYER CLARA	Villeurbanne ASL	2001	9.4	10.3	9.2	9.4	38.3
25	THERY AMELIE	Charlieu	2006	8.4	8.9	9.9	10.5	37.7
26	LAUR VALENTINE	Lozanne	1998	9.3	9.4	8.5	10.3	37.5
27	BAREL LALY JADE	Moirans	2005	9.3	8.1	8.8	10.1	36.3
28	PATRIARCA JULIETTE	Villeurbanne ASL	2003	9.3	9.8	7.5	9.5	36.1
29	SARRAZIN-DIRX PHILIPINE	Lozanne	2007	7.3	8.5	9.5	10.5	35.8
30	COLIN AURELIE	Moirans	2003	9.4	7.9	8.2	10.2	35.7
31	MARION ASTRID	Lozanne	2005	9.3	5.0	10.1	9.7	34.1
32	BETOURNE-VIRMONT NINON	Villeurbanne ASL	2007	8.6	9.2	7.0	8.7	33.5
33	AUGUSTYN BRIANNA	Charlieu	2010	9.5	4.5	9.2	10.0	33.2
34	BERTRAND CLEMENCE	Moirans	2008	9.6	7.9	9.7	5.3	32.5

35	GARDANNE ANDREA	Montelimar	2002	8.3	6.5	6.8	9.0	30.6
36	LAUR VALERIE	Lozanne	1972	0.0	7.7	0.0	0.0	7.7







## 10. FEMININ NIVEAU3 11-18 ans . SA\_DA (individuels)

### 10.1. Résultats par équipes







	Equipe	Club					Total
1	UFOLEP 42	42--Olympique riorges gymnastique	32.5	35.3	33.6	36.8	138.2
2	Brindas	69--A.s.brindas	32.0	36.0	33.4	35.0	136.4
3	Irigny	69--Amicale laiue irigny	32.6	34.4	32.7	34.2	133.9
4	St Rambert d Albon	26--ASCR Gym	31.2	32.6	32.0	37.0	132.8

### 10.2. Résultats individuels







	Gymnaste	Equipe	Annee					Total
1	THIVEND LENA	UFOLEP 42	2004	10.7	12.7	11.8	12.2	47.4
2	AGRAIN JULIE	Irigny	2006	11.7	11.6	11.7	12.2	47.2
3	BERTHON LAURE	Brindas	2003	11.0	11.5	11.0	12.4	45.9
	MARTIN MAE	Brindas	2004	10.5	13.1	12.2	10.1	45.9
5	LALLEMENT MAILYS	St Rambert d Albon	2004	10.6	11.2	9.9	12.5	44.2
6	VELARDO LILOU	UFOLEP 42	2005	10.0	11.7	9.8	12.4	43.9
7	BENUCCI EMMA	UFOLEP 42	2003	11.1	10.1	11.1	11.3	43.6
8	BEYNEL CLARA	UFOLEP 42	2005	10.3	10.9	10.7	11.6	43.5
9	LAOUAZI TRACY	St Rambert d Albon	2006	9.8	11.7	9.5	12.2	43.2
	BOUA NOEMY MARIE	Irigny	2006	10.7	10.7	10.6	11.2	43.2
11	BRUYERE MARIE-ANAÏS	St Rambert d Albon	2004	10.2	9.3	11.2	12.2	42.9
12	OUDOT EMA	UFOLEP 42	2004	10.7	9.1	10.6	12.2	42.6
13	PARTHENAY ZOE	Irigny	2008	10.2	11.3	10.2	10.8	42.5
14	ENTRESANGLE FANELIE	St Rambert d Albon	2003	9.9	8.7	10.9	12.3	41.8
	MARULAZ AMELIE	Irigny	2006	10.1	11.5	10.4	9.8	41.8
16	DESVEAUX-COLETTI CASSIE	Brindas	2005	10.5	9.2	10.2	11.1	41.0
17	MADOLON FLAVIE	St Rambert d Albon	2006	10.4	9.7	9.7	11.0	40.8
18	SAINT PAUL BEAL LILIA	Brindas	2006	10.5	0.0	8.6	11.5	30.6
19	GOUTAGNEUX SALOME	St Rambert d Albon	2004	9.5	1.7	8.2	9.3	28.7
20	LULLIER ROMANE	Brindas	2004	0.0	11.4	0.0	9.1	20.5
21	BOSSARD LUCILE	Irigny	2005	0.0	10.8	8.6	0.0	19.4

## 11. MASCULIN NIVEAU7 6-8 ans . SA\_DA (individuels)

### 11.1. Résultats par équipes

	Equipe	Club							Total
1	Riorges 2	42--Olympique riorges gymnastique	38.7	32.1	42.2	26.3	39.5	36.7	215.5
2	Riorges 1	42--Olympique riorges gymnastique	36.4	30.1	41.3	25.6	40.9	33.9	208.2
3	Roanne ALRG	42--Amicale laïque de roanne garçons	32.0	28.0	40.6	15.5	15.3	31.3	162.7

### 11.2. Résultats individuels

	Gymnaste	Equipe	Anne e							Total
1	ROZ LUCAS	Riorges 2	2014	12.7	11.3	14.2	7.4	13.8	12.0	71.4
2	DREVET EWAN	Riorges 1	2014	12.1	11.2	13.8	8.6	13.6	11.3	70.6
3	MARTINS HUGO	Riorges 2	2015	13.5	10.3	14.1	8.0	12.1	12.3	70.3
4	LEMESRE ANTON	Riorges 2	2014	12.5	9.5	13.8	8.8	12.5	12.4	69.5
5	MAZIOUX TOM	Riorges 1	2014	12.3	10.1	14.0	8.7	13.6	10.6	69.3
6	VACHER MAE	Riorges 1	2015	12.0	8.8	13.3	8.2	13.7	11.9	67.9
7	CHALUMEAU SEAN	Riorges 2	2014	10.1	10.5	13.9	9.0	12.1	11.3	66.9
8	RODARTE VARAINE MAXIMILIAN	Riorges 2	2014	10.9	8.6	13.9	8.5	13.2	11.5	66.6
9	OSSEDAT AXEL	Riorges 1	2014	8.3	6.9	13.5	8.3	13.0	10.7	60.7
10	CROS LEOPOL	Roanne ALRG	2013	10.0	9.4	13.1	7.6	5.4	10.4	55.9
11	LAFONT ROBIN	Roanne ALRG	2013	10.9	9.7	13.4	4.0	4.4	9.4	51.8
12	GOUGAUD YONAEI	Roanne ALRG	2013	11.1	8.9	13.6	0.0	4.6	11.5	49.7
13	DEPORTE AARON	Roanne ALRG	2013	9.8	7.4	13.6	3.9	5.3	8.6	48.6