





**Résultats de la compétition**  
***Championnat régional Rhône-Alpes***  
***Irigny et Savigny***  
**2 et 3 AVRIL 2022**

# 1. FEMININ NIVEAU5 11-18 ans . SA\_DA (individuels)

## 1.1. Résultats par équipes

	Equipe	Club					Total
1	Albens	73--Union gymnique albens	39.4	44.8	43.8	43.3	171.3
2	Savigny 1	69--A.s.c.savigny	40.9	41.7	43.9	42.4	168.9
3	Renaison 1	42--Amicale laiue sportive renaison	43.1	42.7	42.9	39.0	167.7
4	Savigny 2	69--A.s.c.savigny	39.4	39.2	41.1	42.8	162.5
5	Bourg St Maurice	73--Bsm gym bourg st maurice	41.2	37.6	42.5	40.2	161.5
6	Pont de claix	38--Pont de claix amicale gymnique	40.2	37.6	43.0	39.9	160.7
7	St Rambert d Albon	26--ASCR Gym	38.3	40.7	42.0	39.5	160.5
8	Rhodia club	38--Rhodia-Club Gymnastique	39.6	37.7	41.7	40.7	159.7
9	Givors	69--Independante givors	38.0	37.8	41.3	39.6	156.7
10	Marcy charbonnières	69--Gymnastique Marcy Charbonnières (GMC)	38.4	40.7	35.8	37.1	152.0
11	Jonage	38--Jonage gymnastique	39.7	39.1	31.4	37.7	147.9
12	Irigny	69--Amicale laiue irigny	29.3	38.9	39.0	35.7	142.9

## 1.2. Résultats individuels

	Gymnaste	Equipe	Annee					Total
1	DEROIN CONSTANCE	Albens	2005	10.1	12.0	11.8	11.5	45.4
2	MARTINI MANON	Savigny 2	2004	11.2	11.4	10.6	11.6	44.8
3	BARNIQUE MAYA	Savigny 1	2006	10.1	10.6	11.9	11.6	44.2
4	BORDILLON MAELLE	Marcy charbonnières	2005	10.0	11.8	10.1	11.0	42.9
5	SCHIAVAZZI LEANA	Renaison 1	2006	10.5	10.3	11.7	10.3	42.8
6	CARRET COLYNE	Savigny 1	2003	10.7	10.4	10.4	10.7	42.2
7	JACQUET MILLA	Rhodia club	2007	10.1	10.3	11.1	10.3	41.8
8	BOUCHER ESTELLE	Givors	2005	10.1	10.8	11.0	9.6	41.5
9	BOUET JULIETTE	Bourg St Maurice	2007	10.0	10.7	10.0	10.6	41.3
10	DABIR LOUANE	Pont de claix	2010	10.8	9.5	10.9	10.0	41.2
	DERIGON EDELWEISS	Renaison 1	2006	11.1	11.4	10.5	8.2	41.2
12	CHABERT ALICIA	Irigny	2006	10.0	10.2	9.9	10.8	40.9
	ARPIN JULIETTE	Bourg St Maurice	2004	10.5	8.5	11.0	10.9	40.9
14	BRICHE LAURA	Albens	2006	8.3	11.4	11.3	9.7	40.7
	DENIGER EMELINE	Albens	2005	10.0	10.8	8.9	11.0	40.7
16	BRENIER ANGELINE	Savigny 1	2005	9.8	10.0	9.9	10.9	40.6
17	SORREL TALYA	Pont de claix	2008	9.6	9.5	11.2	10.0	40.3
18	POUZERAT EVA	Renaison 1	2005	10.7	9.2	10.5	9.7	40.1
	ALLALI SAFA	Givors	2004	10.4	9.2	10.0	10.5	40.1
20	BONNET JUSTINE	Savigny 2	2004	9.7	9.5	9.9	10.7	39.8
	CHOVIN LUDIVINE	Bourg St Maurice	2004	10.5	8.9	10.6	9.8	39.8
22	FERREIRA MELANIE	Jonage	2006	9.3	10.4	9.4	10.6	39.7
	CLARA-PELTE ALICE	Albens	2004	8.7	10.4	11.2	9.4	39.7
24	TOUATI MAËLYS	St Rambert d Albon	2008	9.8	9.4	10.4	9.9	39.5
25	NAYRAND LILOU	Savigny 2	2008	10.5	8.1	9.9	10.9	39.4
26	DURIER LUCIE	Renaison 1	2006	9.6	10.3	10.2	9.2	39.3
	ROMIEU SHANA	Albens	2007	9.4	10.6	9.0	10.3	39.3
28	LEGRAIN LUNA	Savigny 1	2004	10.3	9.5	11.7	7.7	39.2
29	SAUVENEE ASTRID	Renaison 1	2006	10.8	10.7	9.9	7.7	39.1





	ABRY CAMILLE	Albens	2004	9.9	9.2	9.5	10.5	39.1
31	VALLET CHLOÉ	St Rambert d Albon	2005	9.3	9.9	9.9	9.9	39.0
	DJENDOUBI FERIEL	Jonage	2004	10.5	11.4	7.5	9.6	39.0
	SENOT EMMY	Savigny 1	2005	9.3	10.7	9.8	9.2	39.0
34	ROUX CLARA	St Rambert d Albon	2007	9.2	10.6	8.9	10.1	38.8
35	ANDREOLETY NOEMIE	Pont de claix	2007	9.4	8.9	10.7	9.7	38.7
36	COUDEL MARIE AMELIE	Savigny 2	2006	8.0	10.2	10.7	9.6	38.5
37	NOWAK MARGAUX	St Rambert d Albon	2007	8.6	9.7	10.5	9.6	38.4
	LIARTE NOEMIE	Rhodia club	2006	9.9	7.0	10.5	11.0	38.4
39	BLANC CLEYA	Rhodia club	2008	9.7	9.1	9.6	9.9	38.3
40	BONALDI MÉLISSA	St Rambert d Albon	2007	9.4	10.5	9.0	9.3	38.2
	LEGRAIN MARINE	Savigny 1	2004	9.4	9.8	9.9	9.1	38.2
42	MANOUVRIER CLARA	St Rambert d Albon	2005	9.8	8.2	11.2	8.9	38.1
43	NEEL JULIA	Marcy charbonnières	2006	10.7	10.5	8.2	8.6	38.0
44	BENAMRANE SEFFANA *	Meyzieu 1 (indiv) (indiv)	2005	8.8	10.0	9.7	9.4	37.9
45	TRAPAND MAELYS	Pont de claix	2005	9.5	9.5	10.2	8.6	37.8
46	JEAN MANUTEA	Bourg St Maurice	2007	10.2	8.4	10.9	8.2	37.7
47	CHIPIER ANAIS	Rhodia club	2009	8.4	9.4	10.5	9.3	37.6
48	LEWI MANON	Jonage	2006	10.4	9.9	7.8	9.4	37.5
	PORTIER JUSTINE *	Renaison 2 (indiv) (indiv)	2004	10.3	8.2	9.5	9.5	37.5
	THENARD FLORIANE	Givors	2005	8.1	9.8	10.5	9.1	37.5
51	MASTROVITI ANDREA	Renaison 1	2006	9.4	8.3	9.9	9.8	37.4
52	MOCZYGEBA CONSTANCE	Marcy charbonnières	2006	9.0	9.7	7.6	10.7	37.0
53	CHAUSSINAND RANCOU YNESS	Rhodia club	2009	9.9	8.9	8.2	9.5	36.5
54	AYMARD FLORINE	Givors	2006	8.9	7.0	9.8	10.4	36.1
55	ODO HELOISE	Irigny	2006	9.5	8.0	9.2	9.2	35.9
	SOMMER AMBRE	Pont de claix	2008	10.3	9.1	6.3	10.2	35.9
57	DEGAUDEZ MARINE	Bourg St Maurice	2004	8.6	9.5	8.4	8.9	35.4
58	BERTHEZENE DOLORES	Irigny	2006	9.8	10.2	9.0	5.7	34.7
59	LETTAT SOFIA	Givors	2005	8.4	8.0	9.1	7.8	33.3
60	TURKAWKA CAPUCINE	Marcy charbonnières	2007	8.7	8.7	9.9	5.6	32.9
61	CARLIOZ ELSA	Jonage	2008	9.5	7.4	6.7	8.1	31.7
	BISIAUX BLANCHE	Bourg St Maurice	2005	8.7	5.7	9.3	8.0	31.7
63	PECORELLA LARA	Irigny	2005	0.0	10.5	10.9	10.0	31.4
64	GARCIA MANON	Givors	2004	8.6	0.0	9.6	8.0	26.2
65	DEMOURDJIAN AGATHE	Marcy charbonnières	2005	0.0	0.0	3.2	6.8	10.0
66	JACQUES CLEMENCE	Rhodia club	2004	0.0	0.0	0.0	0.0	0.0

## 2. FEMININ NIVEAU7 11-15 ans . SA\_DA (B) (individuels)

### 2.1. Résultats par équipes

	Equipe	Club					Total
1	Savigny 2	69--A.s.c.savigny	40.2	40.1	38.7	40.2	159.2
2	L'isle d'abeau	38--LA GYM DABEAU	37.8	41.0	39.2	40.8	158.8
3	Meyzieu	69--Meyzieu Gym	38.7	38.6	37.6	37.4	152.3
4	Voreppe	38--Voreppe Foxes	37.9	37.1	36.0	40.3	151.3
5	Brindas	69--A.s.brindas	39.2	35.1	38.5	37.9	150.7
6	Domène	38--Etoile sportive doménoise	39.0	29.8	40.3	39.1	148.2
7	St just st rambert	42--Fjep st-just st-rambert	37.5	36.7	37.1	36.6	147.9
8	St Rambert d Albon	26--ASCR Gym	35.4	28.8	37.1	41.9	143.2
9	St Priest	69--Gymnique association saint priest	32.4	32.8	36.0	37.7	138.9
10	Charlieu	42--ALC GYM	32.7	30.9	36.5	37.8	137.9

### 2.2. Résultats individuels

	Gymnaste	Equipe	Annee					Total
1	GAUVILLE LALIE	Domène	2009	10.7	9.3	10.6	10.6	41.2
	CHAMBON FELICIE	L'isle d'abeau	2009	9.8	10.5	10.4	10.5	41.2
3	CARRIER FANNY	L'isle d'abeau	2009	9.9	10.5	10.0	10.3	40.7
4	BARRIERE CAMILLE	Meyzieu	2010	10.2	10.4	10.1	9.7	40.4
5	LEPECQUET SALOME	Brindas	2008	10.3	9.4	10.5	10.1	40.3
6	BESSON EVA	Savigny 2	2009	10.0	9.7	9.6	10.3	39.6
7	JEANDET ANDREA	Voreppe	2008	9.7	9.8	9.4	10.5	39.4
8	CHATARD LOUISE	Savigny 2	2009	10.3	10.2	8.6	9.7	38.8
9	ZOBELE AGATHE	St just st rambert	2009	10.0	10.3	9.3	9.1	38.7
	MAGNOLI LAURINE	Savigny 2	2009	10.3	9.6	9.6	9.2	38.7
11	ROSIER YASMINE	St Priest	2009	9.6	10.0	9.6	9.4	38.6
12	PERRELLE ROMANE	Savigny 2	2008	9.3	9.6	9.5	10.1	38.5
	RONCHIETTO ANAELLE	Savigny 2	2007	9.0	10.6	10.0	8.9	38.5
	CATABBO ANGELINA	L'isle d'abeau	2008	9.1	9.9	9.6	9.9	38.5
	SALETES LEILA	Voreppe	2008	9.3	9.1	9.4	10.7	38.5
16	TARDIVEL CAMILLE *	Seyssins 1 (indiv) (indiv)	2006	8.8	9.3	9.8	10.3	38.2
	FOULET SILOE	Charlieu	2009	9.7	8.8	9.9	9.8	38.2
	CATABBO MALENA	L'isle d'abeau	2008	9.0	10.1	9.2	9.9	38.2
19	BADOIL CLÉA	Brindas	2008	10.3	9.4	9.7	8.7	38.1
20	HAUSS MARTIN CELESTE	Meyzieu	2010	9.2	9.5	10.1	9.1	37.9
21	DI PASQUALE LENA	Voreppe	2010	10.4	9.5	8.1	9.5	37.5
22	ORLANDO LOU ANNE	Savigny 2	2009	9.6	8.2	9.4	10.1	37.3
23	GIBERT SARAH	St just st rambert	2010	9.5	9.0	9.2	9.4	37.1
	JOB NINON *	Savigny 1	2009	8.3	8.9	9.3	10.6	37.1
25	BOUYSSOU CLARA	Meyzieu	2010	10.2	8.6	9.0	8.9	36.7
26	JERPHAGNON AMBRE	St just st rambert	2009	8.6	8.5	9.4	10.0	36.5
27	BERENGUER MORGANE	L'isle d'abeau	2008	8.6	8.6	9.0	10.1	36.3
28	EGGENSCHNILLER EMMA	Brindas	2009	8.9	8.6	9.1	9.6	36.2
29	BRUYERE CHARLYNE	St Rambert d Albon	2010	9.4	7.5	9.5	9.5	35.9
	FOUQUERAY NAOME *	Savigny 1	2010	8.6	7.7	9.5	10.1	35.9

	AUBINEAU MATHILDE	Meyzieu	2010	9.0	9.7	8.2	9.0	35.9
32	DOUBLIER EVA ELINE	Brindas	2008	9.7	7.7	9.2	9.1	35.7
33	BENAMRANE NOUR FERYEL	Meyzieu	2009	8.9	9.0	8.1	9.6	35.6
34	ROUX VALENTINE	St Rambert d Albon	2009	8.6	7.2	9.1	10.6	35.5
	HUSTACHE MARIE	Domène	2009	10.2	6.6	9.3	9.4	35.5
	KOPP COLINE	Voreppe	2007	8.5	8.3	9.1	9.6	35.5
37	SECCO LOANE	Charlieu	2010	8.1	8.5	9.7	9.1	35.4
38	OSTERNAUD GARANCE	St Rambert d Albon	2009	8.6	6.8	9.2	10.7	35.3
39	CHATELARD ZOE	St just st rambert	2008	9.4	8.9	8.5	8.1	34.9
40	HAMITOUCHE MARINA *	Savigny 1	2008	9.9	8.7	7.2	9.0	34.8
41	DRAGOSI CELIA	St Rambert d Albon	2008	8.3	7.0	9.2	10.1	34.6
	MAZARI MANEL	St Rambert d Albon	2009	8.6	7.1	9.2	9.7	34.6
	MAGNARD NOEMIE *	Jonage 1 (indiv) (indiv)	2008	8.6	7.5	8.2	10.3	34.6
44	GARDE MANON	Domène	2009	9.4	7.3	10.4	7.4	34.5
45	LOZZI NINA	Domène	2008	7.9	6.6	10.0	9.5	34.0
	PASQUET MAE	Meyzieu	2009	9.1	8.0	8.4	8.5	34.0
47	EMMRICH LUNA	St Rambert d Albon	2010	8.8	5.0	9.2	10.5	33.5
48	L'HERMITTE LANA	St Priest	2009	7.5	8.7	7.6	9.4	33.2
	BOULIVAN LISE	Domène	2009	8.7	5.9	9.0	9.6	33.2
50	ROY JULIE	St Priest	2010	7.7	6.0	9.2	10.1	33.0
51	SEVERIN TESSA	Charlieu	2007	6.9	8.2	8.1	9.5	32.7
52	STHEME DE JUBECOURT MANON	St just st rambert	2008	8.5	8.4	9.2	6.5	32.6
53	DUMONT POLOCE NINA	Brindas	2008	8.4	6.8	8.2	9.1	32.5
54	MOUZAQIR KANIZA	Domène	2009	8.7	6.2	8.8	8.0	31.7
55	LARDET PRIETO EMMA	Charlieu	2009	8.0	5.4	8.8	9.4	31.6
56	SOTHIER CLARA	St Priest	2007	7.6	7.5	7.2	7.8	30.1
57	BUFFEVANT LILA	St Priest	2009	0.0	6.6	9.6	8.8	25.0
58	GEOFFROY FANTINE	Voreppe	2008	0.0	8.7	6.7	8.9	24.3
59	JESUS AMBRE	Brindas	2008	7.6	0.0	7.6	5.8	21.0

### 3. MASCULIN NIVEAU4 11 + . SA\_DA (individuels)

#### 3.1. Résultats par équipes

	Equipe	Club							Total
1	Bourg de Thizy	69--Enfants de la trambouze	37.4	35.4	35.9	32.5	38.6	36.5	216.3
2	Ambérieu en bugey	1--REVEIL AMBERIEU GYM	37.0	33.7	33.0	35.3	37.3	32.6	208.9
3	Brindas	69--A.s.brindas	33.8	32.3	33.2	33.1	36.7	32.2	201.3
4	Vaugneray	69--Union sportive de l'ouest lyonnais	35.9	27.7	33.8	32.2	35.3	30.3	195.2
5	Jonage	38--Jonage gymnastique	34.9	28.1	30.6	32.3	36.5	30.6	193.0
6	Roanne ALRG	42--Amicale laïque de roanne garçons	32.4	31.1	31.8	31.1	36.7	29.8	192.9
7	Savigny	69--A.s.c.savigny	32.7	28.5	29.5	32.6	34.1	31.3	188.7
8	Domène	38--Etoile sportive doménoise	32.9	27.2	31.3	31.8	34.3	28.9	186.4

#### 3.2. Résultats individuels

	Gymnaste	Equipe	Anne e							Total
1	VILLETTELLE MATTEO	Bourg de Thizy	2004	12.8	13.4	12.2	10.8	12.4	11.1	72.7
2	COLOMBIN HUGUES	Brindas	2004	11.7	12.2	11.3	11.0	12.7	12.5	71.4
3	NAUJAC JOHAN	Savigny	2004	11.3	12.3	11.6	11.4	11.8	12.3	70.7
4	VARENNE REGIS	Roanne ALRG	1994	12.4	10.3	11.9	10.8	12.9	12.2	70.5
5	BOURASSAUD JULIEN	Bourg de Thizy	1996	12.8	8.9	11.7	10.5	12.9	12.5	69.3
6	JOUANNADE LUCAS	Bourg de Thizy	2005	10.2	11.0	12.0	9.9	13.0	12.1	68.2
7	TOMADA TRYSTAN	Ambérieu en bugey	2002	12.1	11.0	11.1	11.0	12.9	9.8	67.9
8	BERNARD MAXIME	Ambérieu en bugey	2004	12.7	10.1	10.3	11.9	11.8	11.0	67.8
9	DEMOLIERE LEO	Brindas	2002	11.2	11.9	10.3	11.3	12.1	10.1	66.9
	REBELO MATHYS	Ambérieu en bugey	2004	12.2	9.4	11.2	12.0	12.1	10.0	66.9
11	BULLIAT-LUTHEREAU FLAVIEN	Vaugneray	2008	12.5	10.0	11.5	10.4	11.7	9.9	66.0
12	CHOGNOT ELIOTT	Jonage	2004	12.1	9.0	11.2	11.1	11.7	10.7	65.8
	CUEL MAEL	Savigny	2005	12.6	11.2	9.4	11.3	11.4	9.9	65.8
14	PERNOT TANGUY	Vaugneray	2005	12.3	7.9	11.9	10.7	12.2	10.3	65.3
15	ROUSSET RENQUERCH GASPARD	Ambérieu en bugey	2005	11.5	10.0	10.7	11.4	12.3	9.1	65.0
16	PONTILLE STEPHANE	Bourg de Thizy	1998	10.0	9.8	10.3	11.0	11.6	11.9	64.6
17	GROUSELLE TOM	Bourg de Thizy	2004	11.8	11.0	10.2	10.7	12.7	8.0	64.4
18	TRAVARD JULES ALEXANDRE	Roanne ALRG	2004	10.5	10.3	10.3	10.2	12.5	9.0	62.8
19	SOFFIETTI CORENTIN	Domène	2007	10.6	10.0	10.2	10.6	12.2	8.8	62.4
20	PRIME MATTEO	Brindas	2002	10.9	8.2	11.6	10.8	11.9	8.8	62.2
21	SOFFIETTI FLORIAN	Domène	2004	10.2	9.3	9.5	10.4	10.9	11.2	61.5
22	FERRY AXEL	Roanne ALRG	2004	9.5	10.5	9.6	10.1	11.3	8.6	59.6
23	JACQUET MATHIAS	Bourg de Thizy	2007	9.9	9.8	6.9	10.6	12.4	9.5	59.1
24	LAPALUS LORIS	Jonage	2006	10.8	5.1	9.8	10.5	12.6	9.9	58.7
25	LABROSSE TOM	Jonage	2007	9.9	9.2	9.2	10.7	11.8	7.8	58.6
26	CARRET SYLVAIN	Domène	2004	12.1	6.8	11.1	10.8	11.2	6.3	58.3
27	DUBARLE GAETAN	Domène	2005	9.4	7.9	10.0	10.3	10.7	8.9	57.2
28	HOCEINI BASTIEN	Brindas	2005	10.7	5.9	6.9	10.1	10.6	9.6	53.8
29	TOURLOUR GAEL	Vaugneray	2008	11.1	5.9	0.0	11.1	10.8	10.1	49.0
30	TURC FLORIAN	Ambérieu en bugey	2008	0.0	12.6	9.7	0.0	11.9	11.6	45.8

31	COSTOLI CEDRIC	Jonage	1982	12.0	9.9	0.0	10.5	0.0	10.0	42.4
32	SOUBEYRAND MATHIS	Savigny	2005	8.8	4.8	0.0	9.9	0.0	9.1	32.6
33	GESQUIERE THOMAS	Jonage	2007	0.0	0.0	9.6	0.0	12.1	8.6	30.3
34	SIMO VALENTIN	Vaugneray	2004	0.0	0.0	10.4	0.0	10.6	9.2	30.2
35	DESSAINTJEAN ALEXANDRE	Savigny	2007	0.0	0.0	8.5	8.6	8.8	0.0	25.9
36	TRAVERT LASZLO	Vaugneray	2006	8.7	0.0	0.0	10.3	6.6	0.0	25.6
37	MUELAS EMMANUEL	Vaugneray	2007	0.0	9.8	0.0	0.0	11.4	0.0	21.2
38	BUJADOUX HENRI	Savigny	2003	0.0	5.0	4.8	0.0	10.9	0.0	20.7
39	FRIEDRICH ARTHUR	Savigny	2005	0.0	0.0	0.0	0.0	10.8	0.0	10.8

## 4. MASCULIN NIVEAU5 7-14 ans . SA\_DA (individuels)

### 4.1. Résultats par équipes

	Equipe	Club							Total
1	St just st rambert	42--Fjep st-just st-rambert	35.9	34.6	34.4	33.2	36.4	30.1	204.6
2	Ambérieu en bugey	1--REVEIL AMBERIEU GYM	33.5	33.6	34.2	34.1	35.1	33.6	204.1
3	Amplepuis	69--La fraternelle	32.5	30.2	32.9	33.8	35.6	29.6	194.6
4	Savigny	69--A.s.c.savigny	30.9	30.5	32.7	33.3	33.9	30.2	191.5
5	Jonage	38--Jonage gymnastique	31.4	28.6	32.7	33.6	35.2	29.6	191.1
6	St Genis les Ollières	69--Entente St genoise	32.3	30.2	29.4	32.9	35.4	28.9	189.1
7	Vaugneray	69--Union sportive de l'ouest lyonnais	33.4	24.6	32.3	33.9	35.3	29.0	188.5
8	Riorges	42--Olympique riorges gymnastique	34.3	28.6	32.7	32.3	34.8	25.4	188.1
9	Pont de Beauvoisin	38--La Sentinelle	30.2	18.8	24.6	31.3	31.1	22.8	158.8

### 4.2. Résultats individuels







	Gymnaste	Equipe	Annee							Total
1	GIRIN ESTEBAN	St just st rambert	2009	12.1	11.9	11.6	11.0	12.2	10.7	69.5
2	HARNICHARD JOHAN	Ambérieu en bugey	2009	11.0	12.6	11.3	11.4	12.3	10.8	69.4
3	GIRAUD SAM	Amplepuis	2009	11.1	12.1	11.2	10.7	12.1	9.9	67.1
	GIRIN OLIVAN	St just st rambert	2010	11.9	12.9	10.1	10.9	11.9	9.4	67.1
	JALON-TRIGON AXEL	Ambérieu en bugey	2008	11.0	11.4	11.3	11.4	10.5	11.5	67.1
6	HUNAUULT NATHAN	St Genis les Ollières	2010	11.2	10.7	10.1	11.1	12.5	11.2	66.8
7	DUFFAUX WILLIAM	St just st rambert	2012	11.9	9.5	11.4	11.1	12.2	9.5	65.6
	HAOUR CELESTIN	St just st rambert	2012	11.4	9.8	11.4	11.1	12.0	9.9	65.6
9	COLOMBO ENZO	Jonage	2011	11.2	8.7	11.5	11.3	11.7	11.1	65.5
10	TEISSSIER LOUIS	Savigny	2008	9.9	10.8	11.2	11.0	11.7	10.7	65.3
11	HOUSSEBAY JORIS	Jonage	2011	10.8	10.7	11.1	10.9	12.0	9.4	64.9
12	PIERREFEU-CHIZALLET TAO	Amplepuis	2010	11.1	9.5	11.3	11.3	11.7	9.9	64.8
	GARNIER MARCEAU	Riorges	2012	11.1	10.8	11.2	10.7	11.5	9.5	64.8
14	JACQUOT PAUL	Ambérieu en bugey	2007	10.0	9.6	11.6	11.3	10.9	11.3	64.7
15	PERSE ETHAN *	Roanne ALRG 1 (indiv) (indiv)	2008	10.5	10.1	10.8	10.6	11.4	9.8	63.2
16	PASCAE LILIAN	Savigny	2008	10.6	9.9	11.2	11.1	10.6	9.7	63.1
17	BONNET ARTHUR	Vaugneray	2007	11.3	8.4	10.7	11.3	11.7	9.5	62.9
18	SERVOUZE NATHAN	Vaugneray	2010	10.7	7.9	11.3	11.2	11.9	9.6	62.6
19	MANNHART ROBIN	Vaugneray	2010	11.4	8.3	10.3	11.4	11.6	9.2	62.2
	FOREST CHARLES	Savigny	2008	10.3	9.8	10.3	11.2	11.6	9.0	62.2
21	JOUANNEAU BAPTISTE	Riorges	2008	11.0	10.4	10.3	11.0	11.5	7.2	61.4
22	BOEUF SACHA	Riorges	2013	11.1	7.1	11.2	10.6	11.8	8.7	60.5
23	JOUVE KILLIAN	Vaugneray	2010	10.5	7.0	10.1	11.2	11.7	9.1	59.6
24	LACOMBE HADRIEN	Jonage	2011	9.4	8.9	10.1	11.0	11.5	8.4	59.3
25	MEUNIER CÉLESTIN	St Genis les Ollières	2010	10.7	10.2	9.7	10.3	10.0	7.9	58.8
26	DI FELICE GAETAN	Ambérieu en bugey	2008	9.5	7.9	8.8	10.7	11.9	9.9	58.7
27	MAZERON GABRIEL	Vaugneray	2007	9.7	7.7	9.8	10.7	10.8	9.9	58.6
28	GUYOT THEMIS	Savigny	2011	10.0	9.7	8.4	10.0	10.5	9.5	58.1









	BLACHE TIMEO	St Genis les Ollières	2009	9.7	9.0	9.6	10.9	10.8	8.1	58.1
30	DESFONDS RAPHAËL	Amplepuis	2012	7.9	7.6	9.6	11.3	11.8	9.8	58.0
31	MABIN ETHAN	St Genis les Ollières	2009	7.3	9.3	9.0	10.9	11.6	9.6	57.7
32	BENTOUMI TAHYS	Amplepuis	2013	10.3	8.1	10.4	10.3	10.5	6.9	56.5
33	HOANG DANNY	Riorges	2013	12.1	7.4	9.8	10.4	11.1	5.6	56.4
34	GIL COLLARD MAXIM	St Genis les Ollières	2010	10.4	8.1	8.3	10.1	11.3	8.1	56.3
35	MERCIER LUCAS	Jonage	2010	8.7	9.0	8.9	11.1	9.4	9.1	56.2
36	PAPE GREGOIRE	Pont de Beauvoisin	2010	10.1	6.7	9.3	10.9	11.1	7.9	56.0
37	BOY SENI	Amplepuis	2007	8.9	8.6	8.8	8.8	10.8	9.5	55.4
38	RAT AIDAN	Ambérieu en bugery	2008	9.4	8.7	9.1	10.3	10.2	7.4	55.1
39	BENHAMMOUDA HAKIM	Ambérieu en bugery	2010	11.5	5.4	8.4	11.0	10.3	7.6	54.2
40	LORTJEAN TIMOTHE	Pont de Beauvoisin	2009	10.5	7.6	7.7	10.0	9.7	7.4	52.9
41	LAVOLLEE UGO	Jonage	2011	9.1	7.1	8.4	11.2	9.5	6.6	51.9
42	TOUCHARD MARTIN	Amplepuis	2009	8.5	7.4	8.0	11.2	9.1	6.8	51.0
43	LEMOINE LOUIS	Jonage	2011	7.5	7.7	8.8	10.3	9.8	6.0	50.1
44	TARDY GAETAN	Pont de Beauvoisin	2009	9.6	4.5	7.6	10.4	10.3	7.5	49.9
45	BLANCHARD AMAURY	Savigny	2010	5.7	0.0	8.8	10.9	10.2	9.8	45.4
46	SCHMITT EVAN	Pont de Beauvoisin	2010	4.4	2.5	1.6	8.5	5.9	3.3	26.2
47		St Genis les Ollières	0	0.0	0.0	0.0	0.0	0.0	0.0	0.0

## 5. MASCULIN NIVEAU2 11 + . SA\_DA (individuels)

### 5.1. Résultats par équipes







	Equipe	Club							Total
1	Ambérieu en bugey	1--REVEIL AMBERIEU GYM	26.5	33.1	36.1	25.1	34.0	34.2	189.0

### 5.2. Résultats individuels







	Gymnaste	Equipe	Année							Total
1	LEREDOTTE RAPHAEL *	Jonage 1 (indiv) (indiv)	2001	13.7	11.7	13.0	12.6	12.6	13.0	76.6
2	DE SIMONE BAPTISTE	Ambérieu en bugey	1995	13.2	12.2	13.0	12.5	11.9	12.6	75.4
3	MORELLON PIERRICK *	St Genis les Ollières 1 (indiv) (indiv)	1999	12.0	10.7	12.4	11.1	11.6	10.8	68.6
4	CAVALLINI ADRIEN	Ambérieu en bugey	2003	13.3	7.4	13.4	12.6	10.5	9.3	66.5
5	GIZOLME MARTIN *	St Genis les Ollières 1 (indiv) (indiv)	2002	12.1	10.8	7.7	11.7	10.5	9.9	62.7
6	ERRARD CYRIL	Ambérieu en bugey	1995	0.0	13.5	9.7	0.0	11.6	12.3	47.1

## 6. MASCULIN NIVEAU4 7-14 ans . SA\_DA (individuels)

### 6.1. Résultats par équipes

	Equipe	Club							Total
1	Riorges	42--Olympique riorges gymnastique	34.0	22.9	29.0	32.0	34.1	24.2	176.2
2	Bourg de Thizy	69--Enfants de la trambouze	34.3	24.2	19.9	31.7	28.2	18.1	156.4

### 6.2. Résultats individuels

	Gymnaste	Equipe	Anne e							Total
1	CONSTANT TIMOTHEE	Riorges	2010	11.7	10.0	10.6	11.0	12.9	8.4	64.6
2	BERTRAND ROUSLAN	Riorges	2008	11.0	10.2	10.8	10.4	11.0	6.9	60.3
3	LEBESLOUR ROBIN	Bourg de Thizy	2009	12.0	8.0	8.7	10.9	12.0	7.2	58.8
4	GROUSELLE NOA	Bourg de Thizy	2009	11.6	9.3	6.9	10.5	9.3	7.8	55.4
5	CHAUDAGNE JULES	Riorges	2011	11.3	2.7	7.6	10.6	10.2	8.9	51.3
6	LEBESLOUR LUKAS	Bourg de Thizy	2009	10.7	6.9	4.3	10.3	6.9	3.1	42.2

## 7. FEMININ NIVEAU7 7-12 ans . SA\_DA (individuels)

### 7.1. Résultats par équipes

	Equipe	Club					Total
1	Le chambon feugerolle	42--La liberte le chambon feugerolle	39.1	39.2	40.8	39.3	158.4
2	Vaulx en velin	69--Indépendante de Vaulx en Velin	40.0	37.0	40.4	39.8	157.2
3	Pont de Beauvoisin	38--La Sentinelle	38.9	38.0	40.2	39.0	156.1
4	Chaponnay 1	69--Chaponnay gym	39.7	37.8	39.3	38.0	154.8
5	Vaugneray	69--Union sportive de l'ouest lyonnais	40.7	37.3	37.3	37.8	153.1
6	Lozanne	69--Gym lozanne	37.6	36.4	39.3	38.3	151.6
7	Rhodia club	38--Rhodia-Club Gymnastique	38.7	33.2	36.8	40.6	149.3
8	Heyrieux	38--J.A.Heyrieux Gymnastique Sportive	36.1	36.3	37.1	38.3	147.8
9	Bourg St Maurice	73--Bsm gym bourg st maurice	35.2	35.4	38.5	36.8	145.9
10	Villette d Anthon	69--Villette gym	35.5	34.3	36.3	38.4	144.5
11	St Rambert d Albon	26--ASCR Gym	37.4	32.6	35.2	37.2	142.4

### 7.2. Résultats individuels

	Gymnaste	Equipe	Annee					Total
1	GUARNERI MANON	Le chambon feugerolle	2011	9.8	10.8	10.3	10.4	41.3
2	DOUANNE MAGGIE	Pont de Beauvoisin	2011	10.6	9.4	10.3	10.3	40.6
3	PLASSON CLÉMENCE	Lozanne	2011	10.1	10.1	10.0	9.9	40.1
4	VINCENT ELSA	Pont de Beauvoisin	2011	9.4	10.4	10.1	9.9	39.8
	ION MAYA	Vaulx en velin	2011	10.3	8.9	10.5	10.1	39.8
6	GUILLAUD JARGOT ANDREA	Pont de Beauvoisin	2011	10.2	9.4	10.4	9.7	39.7
7	BONNET EMELINE	Vaugneray	2009	10.4	9.4	10.4	9.4	39.6
	ADAMO ANAE	Le chambon feugerolle	2011	10.1	9.6	10.6	9.3	39.6
9	BENAOUICHA KENZA	Vaulx en velin	2010	9.7	9.9	9.7	10.1	39.4
10	HUGUENIN EVA	Chaponnay 1	2011	9.8	9.5	10.0	9.9	39.2
	KELIFA SAFIA	Vaulx en velin	2009	10.1	9.4	10.0	9.7	39.2
12	FRAISSE CHLOE	Le chambon feugerolle	2010	9.6	9.2	10.1	10.1	39.0
13	BROUTY ROMANE	Chaponnay 1	2011	10.3	10.0	9.3	9.3	38.9
14	AGOSTINO CLARA	Rhodia club	2011	9.8	9.0	9.8	10.1	38.7
	ROPAGNOL JADE	Vaugneray	2009	10.3	9.4	9.3	9.7	38.7
16	BRESSAN LYSA	Villette d Anthon	2010	10.2	9.2	9.6	9.6	38.6
17	MAIRE CHLOE	Vaugneray	2009	10.5	8.7	9.4	9.7	38.3
18	HEYRAUD ROMANE	Le chambon feugerolle	2012	9.2	9.6	9.8	9.5	38.1
	GALINIER LANA	Chaponnay 1	2011	9.8	9.1	9.9	9.3	38.1
20	MENEZ MARINE	Chaponnay 1	2010	9.8	9.1	9.7	9.4	38.0
21	NICOLAS JULIETTE	Chaponnay 1	2009	9.6	9.2	9.7	9.4	37.9
22	VOILLOT MARGO	Heyrieux	2011	10.2	8.3	9.4	9.8	37.7
23	CHAIB HADILLE	Vaulx en velin	2011	9.6	8.7	9.7	9.4	37.4
	HOUCHE JENNA	Vaulx en velin	2011	9.9	8.8	10.2	8.5	37.4
25	CHARIAG LINE	Vaulx en velin	2011	9.0	8.7	9.6	9.9	37.2
26	NILNABODEE NUN	Rhodia club	2010	9.1	8.7	8.9	10.4	37.1
27	SERVAJEAN MARIE	St Rambert d Albon	2012	9.3	9.9	8.6	9.2	37.0

28	FABRY GEHIN LOU	Rhodia club	2011	10.0	7.7	9.1	10.0	36.8
	DEHONDT ESTELLE	Lozanne	2010	8.2	9.6	9.7	9.3	36.8
30	BOURNAY JEANNE	Heyrieux	2011	9.6	7.8	9.3	9.9	36.6
31	CAPLAIN MANON	Vaugneray	2011	9.5	9.8	8.2	9.0	36.5
	NIEROZ LISON	Bourg St Maurice	2011	8.5	8.5	10.2	9.3	36.5
33	DE BORAS NOÉMY	St Rambert d Albon	2012	9.6	7.7	9.2	9.9	36.4
	LESAULNIER ELEA	Villette d Anthon	2012	9.2	8.6	9.1	9.5	36.4
	KADI LEA	Le chambon feugerolle	2011	9.6	8.9	9.8	8.1	36.4
	TISSIER ROMANE	Lozanne	2010	9.0	7.6	10.2	9.6	36.4
	BOURCET CLARA	Lozanne	2011	9.2	9.1	8.6	9.5	36.4
38	GALIPO MARTINEZ INES	Bourg St Maurice	2010	9.3	8.1	9.9	9.0	36.3
39	DE CARO MELODY	Rhodia club	2010	9.6	7.4	9.0	10.1	36.1
40	LAMECHE LILA	Bourg St Maurice	2010	8.8	9.2	8.5	9.4	35.9
41	DELACOUR NINA	Heyrieux	2009	8.1	9.2	9.6	8.9	35.8
42	SAUVAGE CHARLIE	Heyrieux	2013	8.2	9.5	8.6	9.4	35.7
43	GRANGE FAYANT MELISSA	Le chambon feugerolle	2012	9.0	8.6	8.8	9.1	35.5
	ROLLAND ROMANE	Bourg St Maurice	2010	8.3	9.5	9.1	8.6	35.5
45	BENAZZOUZ SYRINE	Rhodia club	2011	9.3	7.8	8.5	9.8	35.4
46	MARTIN TIFENN	Heyrieux	2013	7.9	9.3	8.8	9.2	35.2
47	DEDINGER NAOMIE	Rhodia club	2011	9.2	7.6	8.6	9.5	34.9
	BERTHONNEAU SALOME	Bourg St Maurice	2009	8.6	7.9	9.3	9.1	34.9
49	TOUR ROSALIE	Pont de Beauvoisin	2011	8.3	7.9	9.4	9.1	34.7
50	BROQUET LANA	Lozanne	2011	9.3	7.6	9.1	8.5	34.5
51	GAUTHERON EUGENIE	St Rambert d Albon	2010	9.5	6.9	8.8	9.1	34.3
52	BARROT CLEMENCE	Lozanne	2011	8.2	7.3	9.4	9.3	34.2
53	RACHEDI KALYSSIA	Villette d Anthon	2012	7.8	7.5	8.9	9.8	34.0
54	CHARBEY LILOU	Pont de Beauvoisin	2010	8.7	8.8	8.5	7.9	33.9
55	FARRAUD EMMA	Villette d Anthon	2010	7.9	7.6	8.7	9.5	33.7
	VERDET CLARA	Pont de Beauvoisin	2012	8.7	8.0	8.6	8.4	33.7
57	LAPLACE ZOE	Bourg St Maurice	2009	8.5	8.2	8.4	8.5	33.6
58	DUCOIN EMMY	St Rambert d Albon	2012	9.0	6.4	8.6	9.0	33.0
59	BAROU CYLIA	St Rambert d Albon	2012	8.5	8.1	8.1	8.0	32.7
60	ORTIZ MAELYA	Villette d Anthon	2011	8.2	8.9	0.0	9.3	26.4
61	FINET-ROBELIN JADE	Villette d Anthon	2011	0.0	0.0	0.0	0.0	0.0
	TOURLOUR LEXIE	Vaugneray	2010	0.0	0.0	0.0	0.0	0.0

## 8. MASCULIN NIVEAU6 7-14 ans . SA\_DA (individuels)

### 8.1. Résultats par équipes

	Equipe	Club							Total
1	Crolles	38--Gym et rythme crolles	35.1	32.3	34.9	33.5	35.2	35.0	206.0
2	Aix les bains	73--UNION GYMNIQUE	33.7	32.5	31.1	32.9	34.5	31.9	196.6
3	Villefranche sur saone	69--Union Gymnique Villefranche	34.0	30.3	30.8	32.5	34.1	28.9	190.6
4	Vaugneray	69--Union sportive de l'ouest lyonnais	33.9	30.2	29.8	31.4	31.2	32.3	188.8
5	Brindas	69--A.s.brindas	33.7	29.7	29.2	32.2	34.8	28.9	188.5
6	Loriol	26--Groupe omnisports loriolais (gol)	31.2	30.1	29.0	32.6	33.9	28.7	185.5
7	Jonage	38--Jonage gymnastique	33.7	27.1	27.8	30.4	31.2	28.4	178.6
8	St Rambert d Albon	26--ASCR Gym	31.2	25.4	26.2	32.5	31.1	26.1	172.5





### 8.2. Résultats individuels

	Gymnaste	Equipe	Annee							Total
1	TOUSSAINT NATHANAEL	Crolles	2010	11.7	11.8	11.5	11.2	12.1	11.9	70.2
2	BON ADRIEN	Crolles	2011	11.5	9.8	11.6	11.2	11.7	11.5	67.3
3	FERRER ETHAN	Crolles	2010	11.9	10.3	10.6	11.1	11.4	11.6	66.9
4	CHILLON ILAN	Crolles	2011	11.5	10.2	11.0	10.6	11.3	10.8	65.4
5	JOHNSON BENJAMIN	Crolles	2010	11.4	10.2	11.8	10.7	11.1	10.0	65.2
	VERGUET MATTEO	Aix les bains	2007	11.3	11.5	9.5	11.0	10.9	11.0	65.2
7	MARTIN GASPARD	Aix les bains	2010	11.2	10.0	11.0	11.0	11.8	9.4	64.4
	VERGUET ANTONIN	Aix les bains	2008	11.0	10.2	10.5	10.7	11.7	10.3	64.4
9	VIAL JOHAN	Villefranche sur saone	2010	11.5	10.5	10.7	10.5	11.7	9.2	64.1
10	BUR SAINT DIZIER LEANDRE	Brindas	2008	11.4	10.1	9.5	10.7	11.6	10.5	63.8
	VERGUET NATHAN	Aix les bains	2010	11.2	10.8	9.6	10.9	10.7	10.6	63.8
12	BONNAMOUR COME	Villefranche sur saone	2010	11.3	10.1	10.3	11.1	11.3	9.6	63.7
13	GUERIN NOLAN	Vaugneray	2013	11.6	8.7	9.7	10.8	10.9	11.7	63.4
14	GEAI BURNENS LUCAS	Vaugneray	2011	11.2	10.4	10.2	10.6	10.4	10.4	63.2
15	LHOPITAL LUBIN	Brindas	2009	11.1	10.2	9.8	10.9	11.9	9.0	62.9
16	DUCLAUX-MONTRIL MATVEI	Villefranche sur saone	2010	11.1	9.7	9.3	10.9	11.1	10.1	62.2
17	FERREL MALO	Loriol	2012	10.4	9.7	9.5	10.9	11.4	9.0	60.9
18	PION JULES	Loriol	2011	10.1	9.9	9.2	10.9	11.2	9.5	60.8
	VENEL ELIOTT	Loriol	2008	10.6	10.0	10.1	10.3	10.9	8.9	60.8
20	COSTE CLOVIS	Loriol	2008	10.0	9.9	8.9	10.8	11.3	9.8	60.7
	CALVO JEREMI	Vaugneray	2010	10.9	9.8	9.9	10.0	9.9	10.2	60.7
22	COINTREL LUCAS	Loriol	2010	10.2	10.2	8.8	10.6	11.2	9.4	60.4
	JESUS ESTEBAN	Brindas	2011	10.9	9.4	9.6	10.6	11.2	8.7	60.4
24	COQUARD GASTON	Vaugneray	2013	11.1	10.0	9.6	10.0	9.8	9.8	60.3
25	ASTIER ALEXANDRE	Brindas	2012	11.2	9.4	9.8	9.8	10.3	9.4	59.9
26	SCALZO ELIOT	Jonage	2011	11.3	9.4	8.9	9.7	11.3	9.2	59.8
	GUION BAPTISTE	Brindas	2008	11.0	9.1	9.3	10.1	11.3	9.0	59.8
28	LAVIE CLEMENT	Jonage	2010	11.4	8.7	9.7	9.9	9.6	9.6	58.9





29	DRÉAN MATHÉO	St Rambert d Albon	2009	9.7	8.8	9.5	10.5	10.9	9.3	58.7
30	BONTEMPS VICTOR	Loriol	2009	10.1	9.5	9.4	10.6	9.6	9.1	58.3
	ESTEVENS NOAH	Jonage	2011	10.6	9.0	8.7	10.4	10.0	9.6	58.3
32	VERGUET ANATOLE	Aix les bains	2012	10.8	8.6	9.0	10.1	10.2	9.1	57.8
33	LARNAUD SWANN	Aix les bains	2013	10.6	9.3	8.2	10.3	11.0	8.0	57.4
34	BROYANT JULES	St Rambert d Albon	2012	11.2	8.1	9.0	10.5	9.3	8.9	57.0
35	THEVENET TOM	Villefranche sur saone	2014	11.2	6.0	9.8	10.2	10.8	8.2	56.2
36	LACROIX GABIN	St Rambert d Albon	2008	9.5	8.5	7.7	11.0	10.9	7.9	55.5
37	GUICHARDIERE MAEL	Jonage	2010	11.0	6.4	9.2	10.1	9.9	7.9	54.5
38	SALANSON MARCEAU	Villefranche sur saone	2014	10.7	5.3	8.8	9.9	9.3	9.1	53.1
39	OCHIER GUSTIN MATHIS	St Rambert d Albon	2008	9.9	7.5	7.0	11.0	9.3	7.7	52.4
40	BOUCHET BERT PEILLARD MATT	St Rambert d Albon	2011	10.1	7.1	6.9	9.4	7.4	6.4	47.3

## 9. FEMININ NIVEAU2 11-18 ans . SA\_DA (individuels)

### 9.1. Résultats par équipes

	Equipe	Club					Total
1	Francheville	69--Gym dans'	33.0	32.8	35.6	35.6	137.0
2	Aix les bains	73--UNION GYMNIQUE	35.9	32.8	31.8	31.5	132.0





### 9.2. Résultats individuels

	Gymnaste	Equipe	Annee					Total
1	GRADAI MANON	Francheville	2007	11.0	10.8	12.1	12.1	46.0
2	CHANTEPIE ZOE	Francheville	2006	11.1	10.6	12.3	11.9	45.9
3	GAMBIEZ AGATHE	Aix les bains	2006	11.9	11.2	10.4	11.5	45.0
4	SUATON MELINE	Aix les bains	2007	12.1	10.0	10.2	10.8	43.1
5	VIAL MANON	Francheville	2006	10.4	10.0	11.2	11.0	42.6
6	MONTCHAMP JASMYNE	Aix les bains	2006	11.9	11.6	9.6	9.2	42.3
7	BOUDJELAL ZAHRA	Francheville	2007	10.2	10.1	10.0	11.6	41.9
8	MERLIER LOLA	Aix les bains	2008	10.9	9.7	11.2	9.2	41.0
9	DI FOLCO ANAIS	Francheville	2006	10.9	9.7	10.4	8.6	39.6
10	LALARME SOLENE *	Irigny 1 (indiv) (indiv)	2008	11.3	5.6	10.5	10.7	38.1
11	SISTERON MELISSA *	Crest 1 (indiv) (indiv)	2004	9.8	8.2	9.4	10.0	37.4
12	BRUNEL AMBRE	Francheville	2006	10.4	11.4	8.5	0.0	30.3
13	FAUVEL OCEANE	Aix les bains	2005	10.6	8.7	0.0	0.0	19.3







## 10. FEMININ NIVEAU2 11 + . SA\_DA (individuels)

### 10.1. Résultats par équipes





	Equipe	Club					Total
1	Rhodia club	38--Rhodia-Club Gymnastique	32.5	32.8	35.7	34.9	135.9
2	Irigny	69--Amicale laique irigny	32.7	34.9	31.6	35.0	134.2

### 10.2. Résultats individuels

	Gymnaste	Equipe	Annee					Total
1	VIGNAL MANON	Rhodia club	1999	11.9	8.3	13.3	13.0	46.5
2	JACQUINOT CAMILLE	Rhodia club	2005	10.4	11.5	11.2	11.1	44.2
3	PARIZOT ESTELLE	Irigny	1996	10.4	10.6	10.5	12.4	43.9
4	PARIZOT AUDREY	Irigny	1996	11.2	10.9	10.0	11.3	43.4
5	MOYNE PAULINE	Irigny	1998	10.6	10.4	10.5	10.1	41.6
6	GOUTTE TYFFANIE	Rhodia club	2005	10.0	9.0	11.2	9.2	39.4
7	DIOGO JUSTINE	Rhodia club	2005	9.9	8.4	9.5	10.3	38.1
8	JACQUES VALENTINE	Rhodia club	2006	10.2	7.4	9.1	10.8	37.5
9	PELIN LAURA *	Givors 1 (indiv) (indiv)	1994	10.2	7.1	9.4	10.0	36.7
10	TURPIN MAELLE	Irigny	1994	10.9	13.4	0.0	0.0	24.3
11	PROT OCEANE	Irigny	2004	0.0	0.0	10.6	11.3	21.9
12	FIEVET MAELIS	Irigny	2001	10.4	0.0	0.0	10.2	20.6
13	STIVAL LUCIE	Rhodia club	2004	0.0	12.3	0.0	0.0	12.3

## 11. FEMININ NIVEAU1 11 + . SA\_DA (individuels)

### 11.1. Résultats par équipes







	Equipe	Club					Total
1	St just st rambert	42--Fjep st-just st-rambert	38.0	40.2	35.2	38.1	151.5
2	Villette d Anthon	69--Villette gym	31.5	34.1	36.1	33.5	135.2

### 11.2. Résultats individuels






	Gymnaste	Equipe	Annee					Total
1	POULACHON ORIANE	St just st rambert	1999	12.9	14.2	12.3	13.7	53.1
2	BERGIRON JULIETTE	St just st rambert	1997	12.7	13.2	13.4	12.5	51.8
3	CHEVASSUS DIAZ EMMA	Villette d Anthon	2002	10.4	14.0	12.4	11.4	48.2
4	RANCHON JUSTINE	St just st rambert	2001	12.4	12.8	9.5	11.9	46.6
5	AGHADJANIAN EMMA	Villette d Anthon	2000	10.7	11.5	12.0	10.8	45.0
6	NGOUNOU PAULINE	Villette d Anthon	2003	0.0	8.6	11.7	11.3	31.6
7	GREGOIRE COLEEN	Villette d Anthon	2004	10.4	8.5	0.0	7.3	26.2
8	TARIFA ANOUK	Villette d Anthon	1999	0.0	0.0	10.7	0.0	10.7

## 12. MASCULIN NIVEAU4 11-16 ans . SA\_DA (individuels)

### 12.1. Résultats par équipes

	Equipe	Club							Total
1	Crolles	38--Gym et rythme crolles	36.5	33.6	35.5	34.6	38.5	35.6	214.3
2	Roanne ALRG	42--Amicale laïque de roanne garçons	37.6	35.0	35.6	32.6	37.5	32.7	211.0
3	Jonage	38--Jonage gymnastique	30.2	21.2	26.9	31.4	35.3	26.1	171.1

### 12.2. Résultats individuels







	Gymnaste	Equipe	Année							Total
1	LONCKE NOE	Crolles	2005	12.3	12.8	12.0	12.2	13.0	12.9	75.2
2	BISSUEL GAETAN	Roanne ALRG	2005	12.7	12.5	11.8	11.0	12.7	11.6	72.3
3	VANGVIRACHITH ZAO	Crolles	2007	12.1	10.2	12.0	11.7	12.8	11.8	70.6
	FERNANDES CESAR	Roanne ALRG	2008	12.8	11.5	11.5	10.6	12.4	11.8	70.6
5	ROCHE THOMAS	Roanne ALRG	2005	12.1	11.0	11.1	11.0	12.3	8.4	65.9
6	RAVIER AXEL	Crolles	2008	10.6	8.7	10.4	10.7	12.7	10.9	64.0
7	DANIELE GIULIAN	Roanne ALRG	2008	10.4	9.9	12.2	10.1	12.4	8.7	63.7
8	SLEPCEVIC TOM	Roanne ALRG	2008	11.1	9.6	11.6	9.8	11.9	9.3	63.3
9	COMANDONE MATTEO	Crolles	2007	12.1	10.5	9.0	10.5	11.9	8.8	62.8
10	LEMOINE LUCAS	Jonage	2006	10.6	9.7	10.3	10.2	12.0	9.0	61.8
11	CHEVALIER DOS SANTOS ALAIN	Jonage	2008	10.3	7.2	8.8	10.8	11.3	10.4	58.8
12	MARTINET LUCA	Crolles	2007	10.5	9.1	11.5	10.4	12.0	0.0	53.5
13	PETILLOT MATHIS	Crolles	2008	0.0	10.3	10.6	10.6	12.5	9.3	53.3
14	PEPINOTREMENOS EMILIO	Jonage	2007	9.3	3.1	7.8	9.9	12.0	6.7	48.8
15	ESTRAGNAT AXEL	Jonage	2007	8.4	2.9	4.9	10.1	7.7	5.4	39.4
16	RAPOSO LEANDRE	Jonage	2010	6.5	4.3	2.2	10.4	6.5	3.8	33.7
17	OUDOT BASTIEN	Roanne ALRG	2009	11.4	0.0	0.0	10.4	0.0	0.0	21.8

## 13. MASCULIN NIVEAU3 11 + . SA\_DA (individuels)

### 13.1. Résultats par équipes

	Equipe	Club								Total
--	--------	------	---	---	--	---	---	---	---	-------

### 13.2. Résultats individuels







	Gymnaste	Equipe	Anne e							Total
1	ARGAUD MATTHIEU *	St just st rambert 1 (indiv) (indiv)	2002	12.8	11.8	12.2	12.8	12.4	11.0	73.0
2	CLARET HUGO *	Crolles 1 (indiv) (indiv)	2002	13.2	11.1	9.3	13.1	13.0	10.8	70.5
3	BICARD EDDIE *	St just st rambert 1 (indiv) (indiv)	2000	12.0	5.1	11.7	11.6	11.6	9.5	61.5
4	MERCIER QUENTIN *	Jonage 1 (indiv) (indiv)	1989	10.3	7.7	10.7	10.8	12.3	9.4	61.2

## 14. MASCULIN NIVEAU5 11-16 ans . SA\_DA (individuels)

### 14.1. Résultats par équipes

	Equipe	Club							Total
--	--------	------	---	---	--	---	---	---	-------

### 14.2. Résultats individuels







	Gymnaste	Equipe	Anne e							Total
1	PRADIER CORENTIN *	St just st rambert 1 (indiv) (indiv)	2005	11.9	10.7	12.4	11.0	11.9	10.1	68.0

## 15. MASCULIN NIVEAU3 11-18 ans . SA\_DA (individuels)

### 15.1. Résultats par équipes

	Equipe	Club							Total
--	--------	------	---	---	--	---	---	---	-------

### 15.2. Résultats individuels

	Gymnaste	Equipe	Anne e							Total
1	BOURDON ARTHUR *	Jonage 1 (indiv) (indiv)	2003	10.9	9.7	11.4	11.2	10.7	7.5	61.4