

Résultats de la compétition

finales nationales G3 UFOLEP / Finales filière groupe G3 / Finales jeunes et groupe GAM

Villeneuve sur Lot


14 et 15 mai 2022

1. FEMININ NIVEAU5 11-18 ans . SA_DA (individuels)

1.1. Résultats par équipes

	Equipe	Club					Total
1	Castres	33--perce-neige Castres gironde 33	44.0	46.3	45.7	46.9	182.9
2	Bagnols sur cèze	30--Bagnols sur Cèze	44.1	42.3	42.7	47.1	176.2
3	Castelsarrasin	82--Le défi castelsarrasinois	43.0	43.7	41.0	44.9	172.6
4	Portet sur garonne	31--Portet gym	42.2	43.0	42.2	44.2	171.6
5	Muret	31--Le Ralliement	42.7	41.3	42.7	44.8	171.5
6	Bedarieux	34--Ass club athletique bedaricien gym	43.5	43.0	40.2	44.6	171.3
7	UFOLEP 12	12--SAGA	43.3	39.0	42.0	45.1	169.4
8	Blaye	33--A.L.BLAYE GYM	42.6	38.4	40.1	45.9	167.0
9	Bazas	33--gerard petitcuenot	41.4	39.0	37.3	38.0	155.7
10	Castelsarrasin (ind)	Castelsarrasin (ind)	10.4	11.6	10.8	11.6	44.4





1.2. Résultats individuels

	Gymnaste	Equipe	Annee					Total
1	HAINAUT SARAH	Castres	2003	11.0	11.7	11.6	12.2	46.5
2	DESCHASEAUX MAREVA	Bagnols sur cèze	2009	11.3	11.1	11.1	12.2	45.7
3	PENZ AINHOA	Castres	2010	10.8	11.1	11.5	12.2	45.6
4	AOMAR EVOLENE	Portet sur garonne	2009	10.8	11.1	11.2	11.8	44.9
5	DESNEIGES MARIE	Castres	2006	10.7	11.5	10.9	11.7	44.8
6	GANZA LOLA	Castelsarrasin (ind)	2003	10.4	11.6	10.8	11.6	44.4
7	DAUPHIN OLYMPE	Blaye	2006	11.3	11.0	10.6	11.4	44.3
8	GIRMA VIDAL CHLOE	Muret	2006	10.0	11.3	10.6	12.1	44.0
9	PATISSOU ELOISE	Castres	2010	10.4	12.0	10.9	10.6	43.9
10	CUTILLAS ANAELE	Bedarieux	2004	11.1	10.4	10.4	11.8	43.7
11	GHAZZI LEA	Castelsarrasin	2003	10.9	11.2	11.0	10.4	43.5
	DALENC AMBRE	Bagnols sur cèze	2006	11.3	9.7	10.8	11.7	43.5
13	TEXIER ANAIS	Blaye	2005	11.3	10.8	9.7	11.6	43.4
14	AURIAAC MARILOU	Portet sur garonne	2003	10.9	10.7	10.1	11.5	43.2
	CAHUZAC AMBRE	Portet sur garonne	2006	10.5	10.6	10.5	11.6	43.2
16	PELTIER ELSA	Bagnols sur cèze	2007	10.4	10.4	10.6	11.4	42.8
	VALLIER OMBELINE	Bagnols sur cèze	2004	10.9	10.6	9.8	11.5	42.8
18	LISTELLO LUCY	Bedarieux	2006	11.1	11.0	9.8	10.8	42.7
19	GICQUEL MARLA	Castres	2004	11.2	9.3	11.4	10.6	42.5
20	GANZA LÉA	Castelsarrasin	2007	10.7	11.5	9.6	10.6	42.4
21	EL BARAKA KAOUTAR	Castelsarrasin	2003	10.8	11.2	9.8	10.5	42.3
22	ALIZEE RAZAFIMAMONJY	UFOLEP 12	2003	11.1	9.3	10.6	11.2	42.2
	BOUKHENOUNA CALI	Bagnols sur cèze	2006	10.6	10.2	9.7	11.7	42.2
24	DUFOUR DELPHINE	UFOLEP 12	2005	11.0	10.3	9.5	11.1	41.9
25	COOSEMANS LILY	Bedarieux	2006	11.2	10.0	8.9	11.6	41.7
26	VIDAL SOLENE	Castelsarrasin	2003	10.6	9.3	10.6	11.0	41.5
27	BOUDRET LOUANE	Castelsarrasin	2007	10.1	9.8	9.4	12.1	41.4
	MUTEY SOLYNE	UFOLEP 12	2006	10.3	9.3	10.9	10.9	41.4
	FERREIRA SOFIA	Blaye	2008	10.4	9.0	10.1	11.9	41.4
30	RODRIGUES DE ARAUJO AMBRE	Muret	2004	10.6	10.4	9.5	10.6	41.1
31	BLOUET MASSAT FLORA	Muret	2006	9.8	10.1	10.0	11.0	40.9
32	PEDROZA PRUNE	Muret	2005	10.6	9.5	10.8	9.9	40.8
33	MARIE CAMILLE	Muret	2007	10.6	7.9	11.1	11.1	40.7





	SOLIER EMMY	UFOLEP 12	2006	9.5	10.1	9.2	11.9	40.7
35	BALADE MILA	Bazas	2009	10.6	9.8	9.4	10.6	40.4
36	PAUTARD LILOU	Portet sur garonne	2006	10.0	10.6	10.4	9.3	40.3
37	CHEVRIER ERIKA	Castelsarrasin	2007	9.8	9.7	9.5	11.2	40.2
	LUMINEAU INES	Bagnols sur cèze	2008	10.1	9.0	10.2	10.9	40.2
39	CIELAS ALICIA	Muret	2006	10.9	8.6	10.2	9.7	39.4
	BIROT ANNA	Bazas	2004	10.1	10.0	10.3	9.0	39.4
	BOURG MARIE	Bedarieux	2007	10.1	9.7	9.2	10.4	39.4
42	NOEL CLARA	Bazas	2007	10.3	9.9	8.1	9.7	38.0
43	PIEDFERT LOU	Bazas	2006	10.4	9.3	9.5	8.7	37.9
44	GELY EUGENIE	UFOLEP 12	2004	10.8	7.0	8.9	9.7	36.4
	GAUDIN LAURA	Blaye	2008	9.6	7.5	9.7	9.6	36.4
46	PONCET OCEANE	UFOLEP 12	2008	10.4	5.3	11.0	9.5	36.2
47	RAGEOT FLAVIE	Blaye	2008	9.4	7.4	8.1	11.0	35.9
48	LAFON TESSA	Castres	2006	11.0	0.0	11.2	10.8	33.0
49	FERREIRA MAEVA	Blaye	2008	8.9	7.6	6.7	8.4	31.6
50	LISTELLO TESSA	Bedarieux	2006	0.0	11.6	10.8	0.0	22.4
51	BOUSQUET LOLA	Portet sur garonne	2005	0.0	0.0	0.0	0.0	0.0
	LOUBARIE EVA	Portet sur garonne	2006	0.0	0.0	0.0	0.0	0.0
	JOURDAN LISE	Bazas	2007	0.0	0.0	0.0	0.0	0.0
	2	Castelsarrasin (ind)	0	0.0	0.0	0.0	0.0	0.0
	3	Castelsarrasin (ind)	0	0.0	0.0	0.0	0.0	0.0
	4	Castelsarrasin (ind)	0	0.0	0.0	0.0	0.0	0.0
	5	Castelsarrasin (ind)	0	0.0	0.0	0.0	0.0	0.0
	6	Castelsarrasin (ind)	0	0.0	0.0	0.0	0.0	0.0

2. FEMININ NIVEAU4 11-15 ans . SA_DA (individuels)

2.1. Résultats par équipes





	Equipe	Club					Total
1	Perpignan	66--Uscm	33.1	37.2	38.6	36.3	145.2
2	Fumel	47--A s gym fumel	33.1	35.6	37.5	36.6	142.8
3	Cabestany	66--COC Gymnastique	31.8	34.7	36.3	37.4	140.2

2.2. Résultats individuels





	Gymnaste	Equipe	Annee					Total
1	FAIDI MELINA	Perpignan	2009	10.9	12.6	13.1	11.9	48.5
	SAVINE SARA	Perpignan	2007	10.7	12.9	13.1	11.8	48.5
3	BARRE JULIE	Fumel	2006	11.2	11.9	12.3	12.0	47.4
	BOUYSSOU ANA	Fumel	2008	10.5	11.8	12.8	12.3	47.4
5	VENDITTELLI SARA	Perpignan	2006	11.0	11.7	11.7	12.6	47.0
6	DANNACHER MADELINE	Fumel	2008	10.8	11.9	12.4	11.4	46.5
7	PELLETIER YAELE	Fumel	2008	11.1	10.8	12.2	12.3	46.4
8	PEPIN CLARA	Cabestany	2006	10.1	12.1	11.8	12.3	46.3
9	CLARET AMBRE	Cabestany	2008	10.4	10.8	12.1	12.7	46.0
10	DELPECH AURELIA	Cabestany	2009	11.0	10.8	11.3	12.4	45.5
11	GUIBE ODIN CAMILLE	Perpignan	2006	11.1	10.6	12.4	11.2	45.3
12	DELPECH JOANNE	Cabestany	2006	9.7	11.8	11.9	11.4	44.8
13	PUIGSEGUR LOU	Cabestany	2007	10.2	10.2	12.3	11.5	44.2
14	CHACON EMELINE	Perpignan	2007	11.0	9.9	11.3	11.8	44.0
15	DA SILVA DELBECQUE LOIS	Cabestany	2007	10.4	9.0	10.4	12.2	42.0
16	STEINBACH MELOE	Fumel	2006	10.5	8.3	9.0	11.9	39.7
17	BOUCHOUIEFF LENA	Fumel	2007	10.4	3.9	11.8	10.3	36.4
18		Perpignan	0	0.0	0.0	0.0	0.0	0.0

3. FEMININ NIVEAU3 11 + . SA_DA (individuels)

3.1. Résultats par équipes





	Equipe	Club					Total
1	Gradignan Gymnix	33--Gymnix	33.8	36.1	37.6	36.5	144.0
2	UFOLEP 33	33--Entente sportive blanquefort	33.9	34.6	35.8	34.9	139.2
3	Moissac	82--Moissac-gym	34.0	33.2	35.9	35.2	138.3

3.2. Résultats individuels





	Gymnaste	Equipe	Annee					Total
1	BOUGAULT CHLOE	Moissac	2001	12.5	11.6	13.0	11.8	48.9
2	TERRASSON FLORIANE	Gradignan Gymnix	1995	12.0	10.8	12.9	13.1	48.8
3	VERNE MARISSA	UFOLEP 33	1999	12.0	11.4	12.0	11.4	46.8
4	DURROUX MALOU	Gradignan Gymnix	1995	11.0	11.4	12.2	12.0	46.6
5	BAULARD SARAH	Gradignan Gymnix	2001	10.6	12.2	12.2	10.8	45.8
	REYTET LOAN	Gradignan Gymnix	2003	10.8	11.1	12.5	11.4	45.8
7	LIMONCHE--FURBAULT EMMA	UFOLEP 33	2004	10.8	10.8	12.4	11.2	45.2
8	DINGER DILANA	Gradignan Gymnix	2000	10.7	10.8	11.7	11.4	44.6
9	CASTANER MARIE	UFOLEP 33	1988	10.9	12.4	11.0	10.0	44.3
10	LABURTHE LORENE	Gradignan Gymnix	1999	10.0	12.5	11.7	9.8	44.0
11	CARDONA MATHILDE	Moissac	2001	10.8	10.7	11.2	10.9	43.6
12	SCHOENBERGER ANAELLE	Moissac	2002	9.9	10.4	11.5	11.5	43.3
13	BOUSCAUD CLEMENCE	Moissac	2005	10.6	10.9	11.4	10.1	43.0
14	VAN DE VONDELLE CAMILLE	Moissac	2000	10.7	9.1	10.7	11.9	42.4
15	VEQUAUD ROMANE	UFOLEP 33	2006	11.0	9.7	8.2	12.3	41.2
16	COELHO LESLIE	UFOLEP 33	1991	10.4	8.6	11.4	0.0	30.4
17	RAME LUCIE	UFOLEP 33	2005	0.0	5.5	0.0	0.0	5.5
18		Moissac	0	0.0	0.0	0.0	0.0	0.0

4. FEMININ NIVEAU6 11-15 ans . SA_DA (B) (individuels)

4.1. Résultats par équipes

	Equipe	Club					Total
1	Bedarieux	34--Ass club athletique bedaricien gym	37.6	42.1	41.9	44.0	165.6
2	UFOLEP 12	12--SAGA	41.2	37.6	39.8	42.4	161.0
3	Blaye	33--A.L.BLAYE GYM	41.0	35.3	41.2	42.9	160.4
4	Uzes	30--Club de gymnastique uzetia	41.1	34.4	39.8	40.5	155.8
5	Clermont l'hérault	34--association clermontaise de gymnastique	37.9	33.4	41.5	42.9	155.7
6	Blanquefort	33--Entente sportive blanquefort	40.3	35.9	34.9	41.7	152.8
7	Castelsarrasin	82--Le défi castelsarrasinois	39.7	33.3	36.4	40.0	149.4
8	Portet sur garonne 1	31--Portet gym	36.7	26.3	38.7	40.6	142.3
9	Bagnols Lalune 1	30--Club Lalune Gym	38.5	21.7	39.5	42.1	141.8
10	Bagneres de bigorre	65--La bigorraise bagneres	36.6	27.0	35.5	36.1	135.2
11	Bagnols Lalune 2	30--Club Lalune Gym	36.3	21.4	34.2	34.3	126.2
12	Eysines	33--Eysines Gym	31.7	25.5	29.5	31.4	118.1
13	Salles SC	33--Sporting Club de Salles	30.5	25.1	27.0	32.3	114.9
14	Portet sur garonne 2	31--Portet gym	19.3	18.8	20.7	18.2	77.0

4.2. Résultats individuels

	Gymnaste	Equipe	Annee					Total
1	COCALLEMEN ELSA	UFOLEP 12	2009	10.6	9.9	10.8	11.0	42.3
2	LAVIGNAC MORGANE	Blaye	2006	10.4	10.3	9.7	11.0	41.4
3	CHIROUZE CHARLINE	Bedarieux	2009	9.4	10.4	10.4	11.1	41.3
	DEMAN LOUNA	Bedarieux	2008	9.9	10.5	10.0	10.9	41.3
5	MINARET ALICIA	Clermont l'hérault	2006	9.4	9.6	11.0	11.0	41.0
	ITXASSA--CAPDET MONA	Eysines	2008	10.5	10.2	10.1	10.2	41.0
7	DUPIN MAURIN LUCIE	UFOLEP 12	2010	10.7	8.9	10.7	10.5	40.8
8	DALES LOUISE	Blaye	2008	9.8	8.7	11.2	10.4	40.1
9	BAUDUIN KEZIA	Castelsarrasin	2007	9.3	10.3	10.1	10.3	40.0
10	DAGUERRE KALIE	Blanquefort	2008	10.7	10.2	8.5	10.5	39.9
11	DUBOCQ ROMY	Salles SC	2010	10.5	8.7	9.6	11.0	39.8
12	MORASSUTTI MALENA	Blaye	2007	9.1	8.8	10.9	10.8	39.6
	RUFFLE KLERVIE	Bagneres de bigorre	2007	10.2	9.3	9.9	10.2	39.6
14	HUART MAIANA	Blanquefort	2010	11.0	8.3	10.0	10.2	39.5
15	HERON EVA	Uzes	2009	11.1	8.2	9.7	10.4	39.4
16	CATANESE CHARLISE	Bedarieux	2006	9.4	10.9	10.1	8.9	39.3
17	MARLIERE LOUANE	Castelsarrasin	2009	11.0	10.0	8.0	10.1	39.1
18	CHAIGNET NAHIA	Eysines	2007	10.4	7.9	10.0	10.7	39.0
19	DUBOIS LISON	Blanquefort	2010	9.8	9.6	8.4	11.0	38.8
20	DUPIN MAURIN LISA	UFOLEP 12	2007	10.0	9.1	9.3	10.3	38.7
	POUJADE CLARA	UFOLEP 12	2008	9.4	9.7	9.0	10.6	38.7
	EVANNO NINON	Salles SC	2006	10.4	7.1	10.5	10.7	38.7
23	REBOUL JADE	Uzes	2009	10.0	9.0	9.5	10.1	38.6





	PORTALES ANAIS	Portet sur garonne 2	2007	9.3	9.1	11.1	9.1	38.6
25	BLACHON KARELLE	Portet sur garonne 2	2006	10.0	9.7	9.6	9.1	38.4
26	FRIAS CLARISSE	Uzes	2008	9.8	8.0	10.5	9.9	38.2
	CRIBEL ANAÏS	Bagnols Lalune 1	2007	10.0	7.3	9.8	11.1	38.2
28	LIMONCHE--FURBAULT MANON	Eysines	2007	10.8	7.4	9.4	10.5	38.1
29	PEYRELADE LIV	Clermont l'hérault	2007	9.0	8.4	10.3	10.2	37.9
30	LAVIGNE TESS	Blaye	2010	10.9	7.5	9.2	9.9	37.5
31	TOTH MÉLINA	Bedarieux	2007	8.9	7.5	10.2	10.8	37.4
32	MILANI TALIA	Uzes	2008	10.2	8.0	9.0	9.9	37.1
33	GRANIER OCÉANE	Clermont l'hérault	2007	9.5	8.7	8.2	10.3	36.7
34	HOURNÉ MAËLYS	Portet sur garonne 1	2009	10.2	6.7	9.2	10.5	36.6
	FILLIETTE LARA	Clermont l'hérault	2008	9.3	6.7	10.1	10.5	36.6
36	MONNIER LYSEA	Portet sur garonne 1	2008	9.7	7.0	9.3	10.5	36.5
	GILLOTEAU LAURE	Bagnols Lalune 1	2008	9.5	5.8	10.8	10.4	36.5
38	BLOES ROUX JUSTINE	Salles SC	2007	9.6	9.3	6.9	10.6	36.4
39	BERMEJO EMMA	Uzes	2009	6.9	9.2	10.1	10.1	36.3
	PLAGNAL ANAE	UFOLEP 12	2006	9.9	8.5	8.1	9.8	36.3
41	GONZALEZ ELSA	Clermont l'hérault	2007	9.7	6.3	9.5	10.7	36.2
42	ROSSELL ELISA	Portet sur garonne 1	2008	8.6	5.8	10.9	10.3	35.6
	HSAINI SANAË	Clermont l'hérault	2008	9.2	5.6	10.1	10.7	35.6
	GRADEL MÉLINA	Bagnols Lalune 1	2008	9.7	5.3	10.0	10.6	35.6
45	ROLDEZ JULIE	Castelsarrasin	2006	10.3	7.4	8.6	9.2	35.5
46	MARTIN NAYA	Blaye	2009	8.8	6.8	9.4	10.4	35.4
47	BALESTER LUNA	Castelsarrasin	2008	9.1	5.6	9.7	10.4	34.8
48	ARBERET EMMY	Bagnères de bigorre	2009	9.9	6.1	9.1	9.4	34.5
49	FLOIRAT PAULINE	Blanquefort	2010	8.8	7.8	7.5	10.0	34.1
50	MUNOZ YUNGI	Blaye	2006	9.9	4.4	8.6	10.7	33.6
51	MORÉ-CAUSSE ALIX	Portet sur garonne 1	2008	8.2	6.8	9.3	9.2	33.5
52	FOUCHEREAU MARION	Bagnols Lalune 2	2008	9.0	6.8	8.7	8.4	32.9
53	COOSEMANS EMMA	Bedarieux	2009	0.0	10.3	11.2	11.2	32.7
54	FERRERE LÛNA	Bagnères de bigorre	2008	8.6	5.5	8.6	9.4	32.1
55	MANTOVANI LUCE	Bagnols Lalune 1	2007	9.3	3.3	8.9	10.0	31.5
56	PETITOT-GAUTIER CYRIELLE	Bagnols Lalune 2	2009	8.6	7.0	7.2	8.4	31.2
57	BORGES IARA	Bagnols Lalune 2	2009	9.1	3.7	8.8	8.2	29.8
58	HERVY CELIA	Bagnols Lalune 2	2010	8.0	3.9	8.7	8.8	29.4
59	SEU ROMANE	Bagnols Lalune 2	2010	9.6	3.0	8.0	8.7	29.3
60	ABAT ANAIS	Bagnères de bigorre	2010	7.9	6.1	7.9	7.1	29.0
61	DOUSSET EMMA	Bagnols Lalune 1	2009	8.9	3.0	7.7	8.5	28.1
62	ROZES CHARLINE	Portet sur garonne 1	2008	7.6	0.0	9.1	9.3	26.0
63	PREYNAT GABRIELLE	Blanquefort	2010	0.0	6.9	8.0	9.9	24.8
64	VALENTE CASSANDRA	Castelsarrasin	2009	0.0	4.1	7.6	7.1	18.8
65	BARRERE EMA	Portet sur garonne 2	2007	0.0	0.0	0.0	0.0	0.0
	DELPECH AENA	Portet sur garonne 2	2007	0.0	0.0	0.0	0.0	0.0
	FURMINIEUX LEA	Portet sur garonne 2	2006	0.0	0.0	0.0	0.0	0.0
	VINCENT AMBRE	Portet sur garonne 2	2007	0.0	0.0	0.0	0.0	0.0
	ROQUES ROSALIE	Portet sur garonne 1	2008	0.0	0.0	0.0	0.0	0.0
		Castelsarrasin	1990	0.0	0.0	0.0	0.0	0.0
	D'ANDREA SORENZA	Salles SC	2006	0.0	0.0	0.0	0.0	0.0
	LAFARGUE CHARLOTTE	Salles SC	2008	0.0	0.0	0.0	0.0	0.0
	PRAS CAMILLE	Eysines	2007	0.0	0.0	0.0	0.0	0.0
	SABLEAUX CLARA	Eysines	2007	0.0	0.0	0.0	0.0	0.0
	TAUDIN ELISA	Eysines	2007	0.0	0.0	0.0	0.0	0.0

5. FEMININ NIVEAU4 11-18 ans . SA_DA (individuels)

5.1. Résultats par équipes

	Equipe	Club					Total
1	Bagnols sur cèze	30--Bagnols sur Cèze	34.1	36.1	36.8	37.7	144.7
2	Gradignan Gymnix	33--Gymnix	33.8	36.0	37.0	37.5	144.3
3	St Estève	66--Gym club st esteve	33.4	37.2	36.7	36.6	143.9
4	Muret	31--Le Ralliement	34.1	35.8	36.0	36.6	142.5
5	Le bouscat	33--Union Sportive Bouscataise Gym	34.1	35.6	35.2	37.5	142.4
6	Castelnau le lez	34--GSL34.com - Castelnau le Lez	34.0	35.4	35.2	37.5	142.1
7	Cabestany	66--COC Gymnastique	33.1	36.1	35.2	36.7	141.1
8	Portet sur garonne	31--Portet gym	32.8	33.9	35.7	35.5	137.9
9	Uzes	30--Club de gymnastique uzetia	32.6	29.0	36.2	35.3	133.1
10	Monflanquin	47--Monflanquin	31.5	25.3	33.1	32.9	122.8





5.2. Résultats individuels

	Gymnaste	Equipe	Annee					Total
1	BOUBET ORNELLA	Gradignan Gymnix	2005	11.3	13.2	12.9	12.3	49.7
2	TEISSIER MANON	Bagnols sur cèze	2009	11.3	12.6	12.0	12.5	48.4
3	MEDARD LILY	Bagnols sur cèze	2008	11.1	11.5	12.8	12.7	48.1
4	COUTANT SASHA	Le bouscat	2008	11.3	12.6	11.0	12.8	47.7
5	BONO FLORENCIA-MARIA	St Estève	2008	10.8	11.4	12.7	12.4	47.3
	ESCALANTE-PINCEMIN MAIA	St Estève	2005	11.5	12.0	11.8	12.0	47.3
	MAI FANNY	Le bouscat	2005	11.2	11.2	12.6	12.3	47.3
8	VIDAL ELISA	Portet sur garonne	2008	10.7	12.0	12.5	12.0	47.2
	CORONES CLÉO	Castelnau le lez	2004	11.4	12.1	11.3	12.4	47.2
10	CLIQUE FAUSTINE	Cabestany	2006	11.6	11.9	11.9	11.5	46.9
	PANISSARD CELIA	Muret	2006	11.4	10.6	12.7	12.2	46.9
	LHUISSIER CELYA	Bagnols sur cèze	2004	11.0	12.0	11.7	12.2	46.9
13	PRADIER ÉMILIE	Castelnau le lez	2005	11.3	11.8	10.9	12.8	46.8
14	BIAU CHARLOTTE	Cabestany	2004	11.3	11.7	11.2	12.4	46.6
15	VENEC LEA	Gradignan Gymnix	2005	10.6	12.1	11.3	12.3	46.3
16	DURANTY-SOUBIRAN CARLA	Gradignan Gymnix	2005	11.1	10.3	12.5	12.3	46.2
	IMBERN CLARA	St Estève	2005	10.7	12.6	11.4	11.5	46.2
18	HOFFMANN CARLA	Cabestany	2005	10.1	11.9	12.0	12.1	46.1
	VARAJAO EMMA	Le bouscat	2005	11.5	11.3	11.6	11.7	46.1
20	CHERET ELSA	Castelnau le lez	2006	11.3	11.5	10.9	12.2	45.9
21	PLANTEVIT PRUNE	Uzes	2005	11.3	9.4	12.9	12.1	45.7
22	RODRIGUEZ DE ARAUJO CANELLE	Muret	2007	11.3	11.3	11.4	11.6	45.6
	GIBAUT INESSA	Castelnau le lez	2004	10.4	11.2	11.8	12.2	45.6
	LIAGRE LUCIE	St Estève	2005	11.1	12.6	10.0	11.9	45.6
	FOURESON FANTINE	Bagnols sur cèze	2004	11.5	10.0	11.6	12.5	45.6
26	FIOLEAU OCÉANE	Gradignan Gymnix	2005	10.4	10.7	11.6	12.8	45.5
	PESTOURIE AMAIA	Le bouscat	2008	11.3	11.7	10.7	11.8	45.5
28	BENEZET JESSY	Cabestany	2006	10.1	12.3	11.3	11.7	45.4
29	NOEL GAU MAILYS	Muret	2003	11.3	10.3	11.6	12.1	45.3

30	ZANUTTINI MAELLE	Portet sur garonne	2008	11.2	10.4	11.8	11.8	45.2
31	BOURDEN ALICE	Muret	2006	10.7	12.1	10.6	11.7	45.1
32	HENRY MARINE	Gradignan Gymnix	2005	11.4	9.8	11.2	12.4	44.8
	AMAT MANON	Castelnau le lez	2004	10.3	10.1	12.1	12.3	44.8
	WABLE-MARTINENT CLARA	Bagnols sur cèze	2008	11.3	10.9	10.5	12.1	44.8
35	CHAIX ROMANE	St Estève	2007	10.1	10.6	11.3	12.2	44.2
36	PERALS MAISSAM	Cabestany	2006	10.2	10.2	11.2	12.2	43.8
37	TEIXIDO ANNA	St Estève	2005	10.1	9.5	12.2	11.8	43.6
38	MENIS CLARA	Portet sur garonne	2005	10.5	10.7	10.6	11.7	43.5
39	TAGHI CATHY	Muret	2007	11.4	7.7	11.7	12.3	43.1
40	DIMUR ARIANE	Uzes	2004	10.3	11.8	9.6	10.8	42.5
41	BENOIT ASTRID	Uzes	2009	11.0	7.2	11.4	12.4	42.0
42	HOAREAU CLARA	Portet sur garonne	2008	10.0	11.0	8.7	11.7	41.4
43	DUPUY--RODRIGUES THEA	Portet sur garonne	2005	10.4	10.9	10.6	9.4	41.3
44	BAUP PACTEAU ALIX	Muret	2008	9.8	12.4	7.9	10.7	40.8
45	QUINONERO NINON	Uzes	2004	10.3	7.8	11.9	10.7	40.7
46	COTTRET SALOMÉ	Castelnau le lez	2005	10.0	9.4	8.3	11.5	39.2
47	DOMETILLE MORGANE	Portet sur garonne	2004	10.9	5.7	11.4	10.1	38.1
	COULEAU MARIE	Monflanquin	2004	10.0	11.0	9.1	8.0	38.1
49	GRANZOTTE LALIE	Monflanquin	2006	11.2	0.0	12.5	11.7	35.4
50	HENNEBERT MARGAUX	Le bouscat	2006	11.0	10.6	0.0	12.4	34.0
51	CAPELL ANNA	Bagnols sur cèze	2004	0.0	11.3	12.0	9.9	33.2
52	RAMONEDA AURELINE	Monflanquin	2006	10.3	0.0	11.1	11.3	32.7
53	ORLANDO JULIE	Monflanquin	2006	0.0	7.6	9.5	9.9	27.0
54	GRANGER ANAELLE	Gradignan Gymnix	2005	0.0	0.0	11.3	11.2	22.5
55	KUENLIN CLARA	Le bouscat	2005	0.0	0.0	10.2	0.0	10.2
56	BREGERAS EVA	Monflanquin	2006	0.0	6.7	0.0	0.0	6.7
57	ESSEGHIR CARLA	Cabestany	2006	0.0	0.0	0.0	0.0	0.0
		Uzes	0	0.0	0.0	0.0	0.0	0.0
		Uzes	0	0.0	0.0	0.0	0.0	0.0
		Monflanquin	0	0.0	0.0	0.0	0.0	0.0

6. FEMININ NIVEAU5 11-15 ans . SA_DA (individuels)

6.1. Résultats par équipes

	Equipe	Club					Total
1	Moissac	82--Moissac-gym	41.6	43.6	45.2	45.5	175.9
2	Villeneuve sur Lot	47--Cercle gymnique villeneuvois	43.8	44.2	44.0	43.5	175.5
3	Castelnau le lez	34--GSL34.com - Castelnau le Lez	41.1	46.0	42.7	43.0	172.8
4	St Estève	66--Gym club st esteve	42.4	43.3	42.3	43.2	171.2
5	Cabestany	66--COC Gymnastique	41.7	42.7	41.1	42.7	168.2
6	Clapiers	34--Gymnastique Artistique Clapieroise	40.2	42.9	41.0	43.8	167.9
7	Perpignan	66--Uscm	40.8	41.9	40.1	44.0	166.8
8	UFOLEP 48	48--Gymnastique sportive marvejolaise	42.6	43.0	39.6	40.6	165.8
9	Gradignan Gymnix	33--Gymnix	40.9	40.9	40.0	43.9	165.7
10	Castelsarrasin	82--Le défi castelsarrasinois	41.5	39.6	39.7	42.6	163.4
11	Lafrançaise	82--Judo gym club lafrançaise	40.6	40.1	41.7	36.1	158.5
12	Mende	48--Atout Sport Mendois	38.9	41.8	35.8	39.7	156.2
13	Monflanquin	47--Monflanquin	41.8	37.5	36.1	35.1	150.5
14	Portet sur garonne	31--Portet gym	40.4	35.0	38.0	36.6	150.0

6.2. Résultats individuels




	Gymnaste	Equipe	Annee					Total
1	LACASSAGNE JADE	Moissac	2008	10.1	11.3	11.6	11.8	44.8
2	LE BRIS ANNA	Villeneuve sur Lot	2007	11.0	11.1	10.8	11.1	44.0
	DE CLERCK CHLOÉ	Clapiers	2008	10.2	11.2	11.4	11.2	44.0
4	TORRES ZOÉ	Castelnau le lez	2007	10.0	11.7	11.5	10.7	43.9
5	ROUIL COSTA CARREGA LUCIA	Villeneuve sur Lot	2008	10.7	10.2	11.7	11.2	43.8
6	SKWIRA MARTYNA	Moissac	2007	10.0	11.3	11.3	11.0	43.6
7	L HOMME MARGOT	Castelnau le lez	2010	10.3	11.7	11.0	10.5	43.5
	BOUAZZA ANEFEL	St Estève	2008	11.1	11.0	10.6	10.8	43.5
	KEHRES ROMANE	St Estève	2007	10.2	11.2	11.1	11.0	43.5
10	HUSSON MUCHER LOU	Gradignan Gymnix	2009	10.6	10.8	10.8	11.1	43.3
	DI LEONARDO ELISA	Moissac	2009	10.4	10.7	11.0	11.2	43.3
12	DESMARTHON LEA	Villeneuve sur Lot	2006	10.9	11.0	10.7	10.6	43.2
13	DELFORGE LUNA	Perpignan	2006	9.9	10.8	10.7	11.7	43.1
	CATTAZZO CHLOÉ	Moissac	2009	10.5	10.3	11.2	11.1	43.1
15	MALEVET ESTHER	Castelnau le lez	2010	10.3	11.4	10.1	11.2	43.0
16	NICOULAUD JULIE	Villeneuve sur Lot	2008	9.8	11.2	10.8	10.6	42.4
	MONTELS VICTORINE	Cabestany	2007	10.0	10.8	10.7	10.9	42.4
18	FERRIEUX CERVELLO YAEL	Perpignan	2008	10.3	10.3	10.2	11.5	42.3
	LABAT AELYS	Gradignan Gymnix	2006	10.3	10.5	9.9	11.6	42.3
	TRUILHE CANDICE	Castelsarrasin	2009	10.8	10.2	10.4	10.9	42.3
21	FLECHER AUREORE	Clapiers	2008	9.8	10.6	10.6	11.0	42.0
	MEZY SIDONIE	Mende	2009	10.2	10.9	10.9	10.0	42.0
23	GAILLARD MAIDI	UFOLEP 48	2008	10.9	10.7	9.8	10.5	41.9

	RIBEIRO CAMILLE	Moissac	2006	10.6	8.8	11.1	11.4	41.9
25	CAZENOVE JADE	St Estève	2006	10.4	10.6	9.6	11.0	41.6
26	ISAMBOURG GRACE	Perpignan	2008	10.5	10.7	9.9	10.3	41.4
	FOUQUENET MARGOT	Cabestany	2009	10.6	10.7	9.3	10.8	41.4
	VILLEGAS ELSA	Clapiers	2008	10.0	10.8	10.0	10.6	41.4
29	SAINT MEZARD MATHILDE	Villeneuve sur Lot	2009	10.4	10.9	10.2	9.7	41.2
30	BENEZET LOUISE	UFOLEP 48	2007	10.5	11.2	10.1	9.2	41.0
31	HERNANDEZ CELIA	Cabestany	2007	10.2	10.8	10.0	9.9	40.9
	BENEZECH MATHILDE	Castelnau le lez	2007	10.5	11.2	8.6	10.6	40.9
33	MIRGON ELEA	St Estève	2009	9.9	10.5	10.5	9.6	40.5
34	MARIZ LYLA	Portet sur garonne	2010	10.0	10.0	10.4	10.0	40.4
	MONTAUDIE COLLINE	Gradignan Gymnix	2008	10.1	10.1	8.9	11.3	40.4
36	FRESHWATER ELLA	Cabestany	2009	10.3	9.2	10.5	10.3	40.3
37	RAPPELIN JULIETTE	Cabestany	2009	10.4	10.4	9.9	9.4	40.1
	DOS SANTOS LEA	Castelsarrasin	2008	9.5	9.4	10.3	10.9	40.1
	OULABBI CHIRINE	UFOLEP 48	2007	11.0	10.8	8.3	10.0	40.1
40	SALVADORI LINA	Castelsarrasin	2009	10.8	9.7	9.3	10.2	40.0
	LABEAUME MELISSA	Mende	2008	9.7	10.7	10.2	9.4	40.0
42	GIROD MARINE	Castelnau le lez	2010	9.7	10.6	9.9	9.7	39.9
43	SARDA ISAE	Perpignan	2008	10.1	10.1	9.0	10.5	39.7
	ABRIBAT FLORA	Gradignan Gymnix	2007	9.9	9.5	10.4	9.9	39.7
45	RUBIO ELEA	St Estève	2009	10.4	10.0	8.9	10.3	39.6
	ESCU DIE MANON	Lafrançaise	2008	10.3	10.4	9.9	9.0	39.6
47	SEVAJOLS MANDY	UFOLEP 48	2008	10.2	10.3	9.5	9.5	39.5
48	DELBREIL JULIE	Lafrançaise	2008	10.1	9.9	9.7	9.4	39.1
49	CAPEL JULIE	Castelsarrasin	2009	10.4	9.1	9.7	9.8	39.0
50	PESSOTTO MAILI	Lafrançaise	2009	10.1	9.2	10.8	8.8	38.9
	LAYMOND ALCIA	Monflanquin	2006	10.1	10.0	8.2	10.6	38.9
52	ROLANDI LEA	Clapiers	2007	10.2	8.6	9.0	11.0	38.8
53	PAILLISSE LALY	Cabestany	2008	10.4	10.2	7.4	10.7	38.7
54	LAGRA DJIHAIN	Villeneuve sur Lot	2009	11.2	7.6	9.2	10.5	38.5
	MORENO LILOU	Mende	2009	11.0	10.5	7.7	9.3	38.5
56	MENAUD MATHILDE	Monflanquin	2007	10.6	9.7	9.8	8.2	38.3
57	VIGARIOS FANCHON	Portet sur garonne	2009	10.6	9.0	9.5	9.0	38.1
	DELAUNAY LELIA	Castelsarrasin	2008	8.5	10.3	8.8	10.5	38.1
	BRICKA CLOE	UFOLEP 48	2009	9.4	10.0	10.0	8.7	38.1
60	GANZA MAELY	Castelsarrasin	2009	9.5	9.3	8.8	10.3	37.9
61	RIGOLLET LUCILLE	Clapiers	2008	9.4	10.3	8.9	9.1	37.7
	BRUNET EMILIE	UFOLEP 48	2006	9.1	8.3	9.7	10.6	37.7
63	DURAND CAROLINE	Lafrançaise	2008	10.1	10.6	8.3	8.6	37.6
64	CERVANTES MANON	Perpignan	2008	9.5	9.5	9.3	8.4	36.7
	MOURGUES ZOE	Lafrançaise	2009	9.5	8.2	10.8	8.2	36.7
66	HAGHIGHAT JULIE	Castelnau le lez	2010	9.0	9.5	10.1	7.9	36.5
67	GAU ANAIS	St Estève	2007	10.5	5.1	10.1	10.4	36.1
68	ORLANDO MANON	Monflanquin	2008	10.3	9.2	9.3	7.2	36.0
69	BABUJYAN MARIAM	Mende	2007	8.0	9.7	7.0	11.0	35.7
70	RAYNAL MANON	Lafrançaise	2008	9.6	6.8	10.2	8.9	35.5
71	VAN BRUGGEN EVITA	Monflanquin	2008	10.8	8.6	7.2	7.6	34.2
72	DUVAL COLLINE	Portet sur garonne	2009	9.5	7.9	7.2	8.2	32.8
73	LUQUE JADE	Portet sur garonne	2008	9.6	8.1	9.2	4.9	31.8
74	TROISGROS LOUNA	Portet sur garonne	2008	10.2	3.1	8.9	9.4	31.6
75	ROUSSET CLEA	Monflanquin	2008	9.2	6.6	8.8	6.9	31.5
76	GARNIER CAMILLE	Monflanquin	2010	10.0	4.8	7.4	8.7	30.9
77	FURMINIEUX MILA	Portet sur garonne	2009	0.0	0.0	0.0	0.0	0.0
	GROLEAU CLEMENCE	Gradignan Gymnix	2007	0.0	0.0	0.0	0.0	0.0
	TANDONNET MARGOT	Gradignan Gymnix	2007	0.0	0.0	0.0	0.0	0.0





	VENNAT MAYLINE	Clapiers	2008	0.0	0.0	0.0	0.0	0.0
--	----------------	----------	------	-----	-----	-----	-----	-----

7. FEMININ NIVEAU7 11-15 ans . SA_DA (individuels)

7.1. Résultats par équipes

	Equipe	Club					Total
1	Mende	48--Atout Sport Mendois	40.5	37.0	40.4	41.9	159.8
2	Lormont	33--Club gymnique lormontais	39.4	36.9	41.1	40.7	158.1
3	Muret 2	31--Le Ralliement	38.4	38.3	38.2	40.7	155.6
4	Cestas	33--SAGC GYMNASTIQUE	38.6	36.7	38.2	41.8	155.3
5	Castelnau le lez	34--GSL34.com - Castelnau le Lez	39.5	36.5	37.5	40.9	154.4
6	Muret 1	31--Le Ralliement	38.7	34.3	38.5	41.7	153.2
7	Clermont l'hérault	34--association clermontaise de gymnastique	39.1	35.0	38.9	39.6	152.6
8	Montpellier MUC	34--MUC GYM	38.8	32.8	39.1	41.4	152.1
9	Biarritz	64--Equilibre Biarritz	38.6	35.1	38.5	38.6	150.8
10	Villeneuve sur Lot	47--Cercle gymnique villeneuvois	38.9	31.9	40.0	39.6	150.4
11	Cabestany	66--COC Gymnastique	37.2	33.4	36.9	41.1	148.6
12	Bessan	34--Club Gym Bessan	36.9	33.7	37.4	40.2	148.2
13	UFOLEP 33	33--Body sport lanton	36.0	31.0	39.7	40.5	147.2
14	Lafrançaise 2	82--Judo gym club lafrançaise	37.7	31.7	37.6	39.0	146.0
15	Lafrançaise 1	82--Judo gym club lafrançaise	37.2	26.0	37.2	39.3	139.7
16	Envol Aquitaine	33--Envol d aquitaine	26.8	22.9	28.5	28.6	106.8

7.2. Résultats individuels


	Gymnaste	Equipe	Annee					Total
1	HUGAIN GIULIA	Castelnau le lez	2008	10.6	10.2	9.5	10.5	40.8
2	LAPARRE LOUISE	Lormont	2010	10.4	9.4	10.4	9.9	40.1
3	GELY MELISSA	Mende	2009	10.6	9.0	9.9	10.3	39.8
4	CARBONNEL CHLOE	Cabestany	2010	9.9	10.2	9.2	10.4	39.7
5	LOISEL JULIA	Muret 2	2009	9.8	10.0	9.7	9.9	39.4
	TORRES LUNA	Mende	2010	9.6	9.6	9.6	10.6	39.4
7	DUMAS NOÉLIE	Castelnau le lez	2010	10.1	9.8	9.3	10.1	39.3
8	CUCARELLA KALI	Mende	2008	9.6	9.3	9.8	10.4	39.1
	JAFFUEL KALILA	Mende	2008	9.1	9.1	10.4	10.5	39.1
10	HENNI-CHEBRA LENA	Muret 2	2008	9.5	10.1	9.3	9.9	38.8
	MALHEIRO DA SILVA MAEL	Biarritz	2006	10.7	9.0	10.3	8.8	38.8
12	LE QUERE CHLOÉ	Castelnau le lez	2009	9.8	9.4	9.3	10.2	38.7
	LAHARY ANGELINA	Cestas	2008	10.2	9.4	10.0	9.1	38.7
14	ARBERET LILY	Muret 2	2009	9.9	9.2	9.5	10.0	38.6
	WENNER SARAH	Muret 1	2010	9.5	9.0	9.9	10.2	38.6
16	TIBAUT-LANTERNIER ROSIE	Bessan	2009	9.6	9.1	9.3	10.5	38.5
17	TEILLARD CLARISSE	Montpellier MUC	2007	9.3	9.2	9.7	10.2	38.4
18	KLEMENTIK CANDICE	Mende	2008	9.9	7.8	10.2	10.4	38.3
	FEUR KAMILA	Clermont l'hérault	2009	10.0	8.8	9.6	9.9	38.3
20	SACRISTAN MAEVA	Villeneuve sur Lot	2009	9.3	8.8	9.9	10.2	38.2

	SARRAZI MANON	Villeneuve sur Lot	2009	9.8	8.1	9.8	10.5	38.2
	GAUCHER ELISSA	Muret 1	2009	9.8	8.2	9.7	10.5	38.2
	MARY MINA	Clermont l'hérault	2009	9.5	10.2	8.5	10.0	38.2
24	BRETON FLAVIE	Lafrançaise 2	2010	9.7	9.0	9.7	9.7	38.1
25	SEGURA ELISA	Muret 1	2009	9.6	8.9	8.9	10.6	38.0
	MAZET ANNA	UFOLEP 33	2007	9.0	8.9	9.9	10.2	38.0
	MALLET FILLOL CLARA	Montpellier MUC	2006	9.8	7.9	10.0	10.3	38.0
28	AUDIGIER EMMA	Mende	2010	10.4	7.3	9.9	10.3	37.9
	IBARBOURE ALFARO TEIXA	Biarritz	2007	9.3	8.8	9.6	10.2	37.9
30	NASIBOVA KHADIJA	Lormont	2010	9.0	8.3	10.0	10.5	37.8
	LEFOUR MARGOT	Envol Aquitaine	2008	9.0	8.7	9.8	10.3	37.8
	GARRIS ROMANE	Montpellier MUC	2008	10.2	7.1	9.9	10.6	37.8
33	CLAVÉ MANOA	Lormont	2009	10.3	8.8	9.1	9.5	37.7
34	PENILLA SANA	Villeneuve sur Lot	2008	10.0	7.4	10.2	10.0	37.6
	COLOMBANI NINA	Muret 2	2010	8.9	9.0	9.3	10.4	37.6
36	LYES EMA	Lormont	2009	8.4	10.2	9.4	9.4	37.4
	MARQUIER LOUISE	Muret 2	2009	9.2	8.1	9.7	10.4	37.4
	CESAIRE GEDEON LILOU	UFOLEP 33	2010	9.2	8.2	9.9	10.1	37.4
	BARENNE LILOU	Montpellier MUC	2010	9.5	8.6	9.0	10.3	37.4
40	EL KHOBZI RANIA	Cabestany	2007	9.1	8.5	9.6	10.1	37.3
41	LIDIER GUILHEM SHANA	Clermont l'hérault	2010	9.6	8.2	9.8	9.5	37.1
	PHILIPPE CAMILLE	Bessan	2009	9.1	9.4	9.1	9.5	37.1
43	PEREIRA BARROS TANYA	Lormont	2008	9.7	6.7	10.4	10.2	37.0
44	DECUP CAMILLE	Muret 1	2010	9.7	7.7	9.1	10.4	36.9
	BEAUGRAND JULIETTE	Envol Aquitaine	2009	9.7	8.2	9.4	9.6	36.9
46	POINTET COLINE	Lormont	2008	7.9	8.5	10.3	10.1	36.8
47	BEAUDOIN EMMA	Cestas	2009	9.1	7.4	9.6	10.5	36.6
48	GARRIGUES CLARA	Bessan	2007	9.0	7.7	9.6	10.2	36.5
49	COULONGES EVA	Villeneuve sur Lot	2009	9.8	7.6	10.1	8.9	36.4
50	BORDE EMMA	Muret 1	2008	8.9	8.2	9.8	9.4	36.3
	LAVIOLE NAIA	Biarritz	2009	8.9	8.4	9.5	9.5	36.3
52	MUGNIER LISEA	Bessan	2009	9.2	7.5	9.4	10.0	36.1
53	VIGIER ROSE	Lafrançaise 1	2010	10.5	6.7	8.6	10.2	36.0
	LAMARENIE PAULINE	Lafrançaise 2	2010	9.3	7.7	9.3	9.7	36.0
	GRIBIAS POUJOL CLEMENTINE	Clermont l'hérault	2009	9.3	7.8	9.4	9.5	36.0
56	SALES NOELIE	Clermont l'hérault	2009	10.0	6.3	9.4	10.2	35.9
57	THIBAUT-BRENIER MATHILDE	Cestas	2010	10.0	6.2	9.3	10.3	35.8
58	BOURNET LUNA	Lafrançaise 2	2010	9.0	7.6	9.6	9.5	35.7
59	GLAVIEUX MOURET SELENA	Cabestany	2008	9.2	8.0	8.6	9.8	35.6
	SERRE LOU ANN	Castelnau le lez	2010	9.0	7.1	9.4	10.1	35.6
	CALAS ELENA	Lafrançaise 1	2009	8.7	8.2	9.2	9.5	35.6
62	DELEPINE KORA	Biarritz	2010	9.4	8.9	8.6	8.5	35.4
63	PEREZ ALEXIA	Cabestany	2008	9.0	6.5	9.4	10.3	35.2
	DAGORN LISA	Lafrançaise 2	2010	9.3	7.4	8.9	9.6	35.2
	RAYNE ANAIS	Cestas	2010	9.3	6.5	9.2	10.2	35.2
	LE BEUZE SOIZIK	Clermont l'hérault	2009	8.8	6.8	10.1	9.5	35.2
67	SANTOIRE MANDY	UFOLEP 33	2008	8.5	6.6	9.8	10.0	34.9
68	BOLTE FANNY	Cabestany	2008	8.8	6.7	8.7	10.3	34.5
69	HORNAIN MÉLINDA	Lafrançaise 2	2010	9.4	5.9	9.0	10.0	34.3
70	ARMANGE EMMA	Lafrançaise 1	2008	9.2	5.2	9.8	10.0	34.2
71	DAYNAC SALLY	Muret 1	2010	9.6	5.9	8.5	10.0	34.0
72	ROYER GRANGER VICTOIRE	Castelnau le lez	2010	8.5	6.3	9.0	9.9	33.7
73	GEGOUX LEONORE	UFOLEP 33	2008	7.8	7.3	10.1	8.4	33.6





74	MARTINS DA COSTA ALYSSA	UFOLEP 33	2008	8.8	5.3	9.1	10.2	33.4
75	ZID MANAR	Montpellier MUC	2007	9.0	5.9	9.5	8.9	33.3
76	LACAZE LEANA	Lafrançaise 1	2009	8.8	4.2	9.6	9.6	32.2
77	SABARY MYRA	Envol Aquitaine	2008	8.1	6.0	9.3	8.7	32.1
78	VIROL MARYSSA	Lafrançaise 1	2009	8.3	5.9	8.1	9.4	31.7
79	MAYZOUÉ CANDICE	Biarritz	2009	9.2	3.0	9.1	10.1	31.4
80	HUPIN MARGAUX	UFOLEP 33	2008	9.0	3.8	9.2	9.2	31.2
81	MOUSSU EVA	Lafrançaise 1	2009	7.4	4.9	8.2	9.4	29.9
82	PEGEOT EMY	Lafrançaise 2	2010	8.6	4.1	7.4	9.0	29.1
83	GASCARD JULIETTE	Cestas	2008	0.0	9.3	9.3	10.1	28.7
84	XHORIS LEA	Cestas	2009	0.0	10.6	0.0	10.8	21.4
85	SÉNÉ MAËNA	Villeneuve sur Lot	2008	0.0	0.0	0.0	0.0	0.0
	DUPOUY BANCEL ELINA	Muret 2	2010	0.0	0.0	0.0	0.0	0.0
	FLANDIN TIYALINNA	Castelnau le lez	2010	0.0	0.0	0.0	0.0	0.0
	BOUSSAÏD INÉS	Envol Aquitaine	2007	0.0	0.0	0.0	0.0	0.0
	DERROUS DINA	Envol Aquitaine	2007	0.0	0.0	0.0	0.0	0.0
	TMIMI TASNIME	Envol Aquitaine	2009	0.0	0.0	0.0	0.0	0.0
	DIRAT ELOÏSE	Montpellier MUC	2006	0.0	0.0	0.0	0.0	0.0
	MULLER NOÉMIE	Bessan	2007	0.0	0.0	0.0	0.0	0.0

8. FEMININ NIVEAU3 11-15 ans . SA_DA (individuels)

8.1. Résultats par équipes

	Equipe	Club					Total
1	Muret	31--Le Ralliement	33.8	37.4	36.6	38.3	146.1
2	Millau	12--SOM HIRONDELLE MILLAVOISE	33.3	36.2	39.2	37.0	145.7

8.2. Résultats individuels





	Gymnaste	Equipe	Annee					Total
1	FERNANDEZ LAURA	Muret	2006	11.9	13.3	12.5	13.3	51.0
2	LE TOQUIN JULIA	Millau	2007	11.2	12.0	13.2	12.4	48.8
3	FEUILLERAT CLARA	Muret	2006	10.8	13.2	12.3	12.3	48.6
4	DECUP LILY	Millau	2008	10.5	12.4	13.0	12.2	48.1
	PANIS ERINE	Millau	2007	11.2	11.8	12.7	12.4	48.1
6	LIBOUBAN OCÉANE	Millau	2008	10.9	11.3	13.0	12.1	47.3
7	CANAC CHARLOTTE	Muret	2007	10.9	10.9	11.4	12.7	45.9
8	BRABANT MELISSA	Muret	2006	10.6	9.8	11.8	11.6	43.8
9	GAZANO ROMANE	Muret	2006	11.0	9.0	11.6	12.0	43.6
10	CHARLET MARIE	Millau	2006	10.5	10.4	12.0	9.0	41.9
11	VITAL LISA	Muret	2006	0.0	0.0	0.0	0.0	0.0
		Millau	0	0.0	0.0	0.0	0.0	0.0

9. FEMININ NIVEAU4 11 + . SA_DA (individuels)

9.1. Résultats par équipes

	Equipe	Club					Total
1	Castelnau le lez	34--GSL34.com - Castelnau le Lez	33.1	39.3	38.6	37.7	148.7
2	Villeneuve sur Lot	47--Cercle gymnique villeneuvois	32.5	37.9	38.9	38.2	147.5
3	Clapiers	34--Gymnastique Artistique Clapieroise	33.6	38.1	38.0	37.4	147.1
4	Salles SC	33--Sporting Club de Salles	32.6	36.1	38.0	37.7	144.4
5	Eysines	33--Eysines Gym	33.3	35.1	37.8	37.5	143.7
6	Muret	31--Le Ralliement	33.7	35.6	37.7	36.4	143.4
7	Lafrançaise	82--Judo gym club lafrançaise	33.4	36.1	37.8	35.9	143.2
8	Le Pian Medoc	33--A S Le Pian Medoc Gymnastique Trampoline	30.9	36.5	36.4	37.4	141.2
9	Gradignan PLG	33--PLG Gradignan	31.2	35.3	37.7	32.8	137.0
10	Bazas	33--gerard petitcuenot	31.6	34.6	35.3	35.2	136.7
11	Lormont	33--Club gymnique lormontais	31.7	34.1	36.7	33.0	135.5





9.2. Résultats individuels

	Gymnaste	Equipe	Annee					Total
1	CLAVE MANON	Villeneuve sur Lot	2000	11.4	12.6	13.0	13.0	50.0
2	CLIO NUMIDIA	Castelnau le lez	2010	10.9	13.4	12.9	12.5	49.7
3	ELHILALI LOPEZ MARIAH	Clapiers	2001	11.1	12.7	13.0	12.8	49.6
	VIALEMARINCE MARINE	Eysines	1996	11.3	13.2	12.8	12.3	49.6
5	PERROUX OLIVIA	Castelnau le lez	2008	10.6	12.9	12.7	12.7	48.9
6	SANCHEZ SOLENE	Eysines	2001	11.3	11.3	13.0	13.1	48.7
7	COMBALBERT ANAELLE	Lafrançaise	2005	11.4	11.6	12.8	12.8	48.6
8	AVRIL ORANE	Villeneuve sur Lot	2003	10.2	13.2	12.3	12.7	48.4
9	BERTET CLARA	Lormont	1997	10.9	12.4	12.6	12.4	48.3
	THOMAS SASHA	Muret	2000	11.1	12.7	12.1	12.4	48.3
	DUPRÉ ANGÉLIQUE	Castelnau le lez	2000	11.2	13.0	11.6	12.5	48.3
12	DALEME CELIA	Muret	1998	11.4	13.0	11.7	12.1	48.2
13	LESCOUET AMBRE	Salles SC	2005	11.1	11.5	12.8	12.7	48.1
	COSTES CLEMENCE	Lafrançaise	2003	11.3	12.9	12.2	11.7	48.1
15	FLEURANCEAU SARAH	Salles SC	2003	10.8	11.7	12.3	13.2	48.0
16	COTON NAOMI	Castelnau le lez	2007	11.0	12.3	13.0	11.6	47.9
17	CORNETTE ROMANE	Gradignan PLG	2005	10.6	12.5	12.8	11.9	47.8
18	PARIENTE LENA	Bazas	2006	11.0	12.4	11.5	12.5	47.4
	BEAUME MANON	Le Pian Medoc	2002	10.2	13.2	11.7	12.3	47.4
20	MULLER CAMILLE	Castelnau le lez	1996	10.4	12.2	12.7	11.7	47.0
	DULAS LESLIE	Salles SC	2002	10.7	12.9	11.7	11.7	47.0
22	CHELET LOANE	Le Pian Medoc	2008	10.4	11.6	12.7	12.1	46.8
23	CLOITRE CAMILLE	Clapiers	2003	10.6	10.9	12.6	12.4	46.5
24	NABARRETTE LEA	Villeneuve sur Lot	1998	10.9	11.4	11.5	12.5	46.3
	VILLEGAS LÉANE	Clapiers	2005	11.2	12.5	11.1	11.5	46.3
26	LUCAS/ TAUPIER LAURA	Bazas	2006	10.3	12.2	12.0	11.7	46.2
27	DELZENNE CLEA	Le Pian Medoc	2004	10.3	11.2	11.2	13.0	45.7





28	FRANCHETTO SOLENN	Villeneuve sur Lot	2005	9.8	12.1	11.8	11.7	45.4
	CHATARD FEDOUL SOLEA	Muret	1999	11.2	9.8	12.5	11.9	45.4
	SANCHEZ ENORA	Eysines	1997	10.7	10.6	12.0	12.1	45.4
31	BENTATA CLARA	Gradignan PLG	2006	10.3	12.1	12.4	10.2	45.0
32	SIAU LAURA	Lafrançaise	1993	9.9	11.6	12.8	10.5	44.8
33	BENTALHA RACHA	Lormont	2007	11.2	11.8	11.7	10.0	44.7
34	HAMEAU JULIE	Villeneuve sur Lot	2004	9.9	10.8	12.8	10.9	44.4
35	GEMINEL MAELYS	Salles SC	2007	8.6	10.4	12.9	11.8	43.7
36	RIETH MARINE	Clapiers	2004	10.1	9.1	12.2	12.2	43.6
37	VERDELHAN ELISA	Clapiers	2001	11.3	11.2	9.6	10.8	42.9
38	TISSERANDOT ENOLA	Le Pian Medoc	2007	10.2	9.8	11.5	11.2	42.7
	CHITTOFRATI AUDE	Lafrançaise	2005	10.1	10.0	11.2	11.4	42.7
40	RIZZETTO MELISSA	Lormont	2004	9.6	9.9	12.4	10.6	42.5
41	MOREAU TIFFANY	Bazas	1999	10.0	10.0	11.8	9.8	41.6
42	GOUGEON HELOISE	Bazas	2005	10.3	9.4	10.5	11.0	41.2
43	ALLARD ROMANE	Lafrançaise	2005	10.7	8.7	11.6	8.7	39.7
44	LACOUR LAURINE	Salles SC	2004	9.6	7.8	11.7	10.4	39.5
45	GUINAMANT MAUD	Eysines	2006	10.5	6.6	9.8	11.7	38.6
46	LE BERRE TATIANA	Salles SC	2007	9.1	9.0	10.2	9.9	38.2
47	CARRIE LOUPIAS NINA	Villeneuve sur Lot	2003	10.1	0.0	13.1	12.2	35.4
48	MIGLIAVACCA LOUNA	Muret	1999	0.0	9.9	13.1	11.1	34.1
49	BREUILLE MELINA	Gradignan PLG	2005	10.3	2.7	10.3	10.7	34.0
50	GUET MELANIE	Eysines	1997	9.9	4.3	10.4	9.2	33.8
51	CONSTANT PAULINE	Gradignan PLG	2000	10.1	10.7	12.5	0.0	33.3
52	BEUDIN ELEANA	Bazas	2007	8.8	0.0	10.3	9.8	28.9
53	VERDELHAN EMMA	Clapiers	2004	0.0	12.9	12.4	0.0	25.3
54	MACE GARCIA JULIA	Le Pian Medoc	2002	8.8	5.8	10.1	0.0	24.7
55	BEAUME MORGAN	Le Pian Medoc	2003	0.0	11.7	12.0	0.0	23.7
56	FONTENAUD LENA	Lormont	2009	0.0	0.0	0.0	0.0	0.0
	LAMY MORGANE	Lormont	2000	0.0	0.0	0.0	0.0	0.0
		Lormont	0	0.0	0.0	0.0	0.0	0.0
	RATTE LAURINE	Muret	1991	0.0	0.0	0.0	0.0	0.0
	RIVALLAND AURELIE	Muret	1993	0.0	0.0	0.0	0.0	0.0
	PEPIN EMMA	Castelnau le lez	2002	0.0	0.0	0.0	0.0	0.0
		Bazas	0	0.0	0.0	0.0	0.0	0.0
	SANTIN ROMANE	Gradignan PLG	2006	0.0	0.0	0.0	0.0	0.0
		Gradignan PLG	0	0.0	0.0	0.0	0.0	0.0
	TERRIER AMBRINE	Lafrançaise	2002	0.0	0.0	0.0	0.0	0.0
		Eysines	0	0.0	0.0	0.0	0.0	0.0

10. FEMININ NIVEAU3 11-18 ans . SA_DA (individuels)

10.1. Résultats par équipes





	Equipe	Club					Total
1	Castelnau le lez	34--GSL34.com - Castelnau le Lez	33.8	37.9	37.5	37.6	146.8
2	Cabestany	66--COC Gymnastique	33.6	36.5	37.5	36.2	143.8
3	Lormont	33--Club gymnique lormontais	33.5	31.1	32.8	38.5	135.9
4	Castelsarrasin	82--Le défi castelsarrasinois	32.7	27.5	35.1	35.9	131.2

10.2. Résultats individuels


	Gymnaste	Equipe	Annee					Total
1	DELBEZ OLIVIA	Cabestany	2007	11.8	12.9	13.2	12.0	49.9
2	EL AZZOUZI SHERYNE	Castelnau le lez	2007	10.6	12.6	12.7	12.5	48.4
3	NOYER EMILIE	Castelnau le lez	2005	11.6	12.5	12.3	11.9	48.3
4	PELIGRY LILI FLEUR	Castelnau le lez	2005	10.8	12.8	11.6	12.8	48.0
5	BOUILLOT LEA	Cabestany	2006	10.3	12.4	12.4	12.1	47.2
6	ASLIKH AMEL	Lormont	2008	11.1	9.8	12.6	13.4	46.9
7	CICALESE ELISE	Castelnau le lez	2004	11.2	11.6	12.5	11.4	46.7
8	BLOT ANAÏS	Castelnau le lez	2003	11.0	10.7	11.9	12.3	45.9
9	PAGLI COLINE	Cabestany	2004	10.5	11.2	11.7	11.6	45.0
	DOS SANTOS PALOMA	Lormont	2008	11.8	11.3	9.0	12.9	45.0
11	MANYA LEELOU	Cabestany	2007	10.9	10.8	11.1	12.1	44.9
12	CHAREYRE APOLLINE	Castelsarrasin	2006	11.1	9.7	11.3	12.5	44.6
13	NGUEMA AGNANDI LORY- ANNE	Lormont	2007	10.6	10.0	11.2	12.2	44.0
14	FONTANET MARGAUX	Cabestany	2004	10.7	10.0	11.3	11.9	43.9
15	VILARROYA ELISENDA	Cabestany	2006	10.9	10.5	11.9	10.5	43.8
16	ALQUIER ROXANE	Castelsarrasin	2006	10.9	7.7	12.1	11.5	42.2
17	LAFLEURANCE LOUNA	Castelsarrasin	2005	10.4	8.9	10.8	11.9	42.0
18	SALVADORI CÉLIA	Castelsarrasin	2006	10.7	8.9	10.6	7.2	37.4
19	MATHIEU FLORIANE	Castelsarrasin	2005	9.5	4.9	11.7	10.3	36.4
20	CHRIT AYA	Castelsarrasin	2005	9.7	3.5	9.6	9.9	32.7
21	BORDEAU LAMIOU OCEANE	Lormont	2004	0.0	0.0	0.0	0.0	0.0
	GERMON EVA	Lormont	2005	0.0	0.0	0.0	0.0	0.0
		Lormont	0	0.0	0.0	0.0	0.0	0.0
		Castelnau le lez	0	0.0	0.0	0.0	0.0	0.0

11. FEMININ NIVEAU5 11 + . SA_DA (individuels)

11.1. Résultats par équipes

	Equipe	Club					Total
1	Perpignan	66--Uscm	43.3	47.6	42.8	45.2	178.9
2	Envol Aquitaine	33--Envol d aquitaine	41.1	45.0	44.4	45.8	176.3
	Pignan	34--Ass club gym choc	41.7	45.3	44.2	45.1	176.3
4	Biarritz	64--Equilibre Biarritz	40.2	47.0	42.3	45.3	174.8
5	Gradignan Gymnix	33--Gymnix	41.4	44.6	41.4	44.9	172.3
6	Clermont l'hérault	34--association clermontaise de gymnastique	39.4	45.5	40.8	42.6	168.3
7	Villeneuve sur Lot	47--Cercle gymnique villeneuvois	39.2	43.0	42.0	43.4	167.6
	Uzes	30--Club de gymnastique uzetia	38.4	43.0	42.2	44.0	167.6
9	Castelnau le lez	34--GSL34.com - Castelnau le Lez	39.4	44.2	39.5	43.2	166.3
10	Moissac	82--Moissac-gym	40.0	43.1	40.4	42.1	165.6
11	Lafrançaise	82--Judo gym club lafrançaise	40.2	43.2	41.1	41.0	165.5
12	Laverune	34--Gymnastique foyer rural laverune	38.8	42.7	41.2	41.8	164.5
13	Castelsarrasin	82--Le défi castelsarrasinois	37.0	43.4	41.6	39.8	161.8
14	Lormont	33--Club gymnique lormontais	39.2	39.9	37.6	43.5	160.2
15	Tonneins	47--Gym pour tous sj tonneins	39.6	40.2	40.9	39.1	159.8
16	St Estève	66--Gym club st esteve	37.3	40.6	39.1	40.4	157.4
17	Villefranche de rouergue	12--La Perle Villefranchoise	0.0	0.0	0.0	0.0	0.0

11.2. Résultats individuels

	Gymnaste	Equipe	Annee					Total
1	ROUGE ANNETTE SOPHIE	Perpignan	1995	11.5	11.8	10.2	11.6	45.1
	SEGUINEAU MANON	Perpignan	1998	10.4	12.0	11.6	11.1	45.1
	CORDELET CHARLÈNE	Envol Aquitaine	1999	10.3	11.7	11.5	11.6	45.1
4	MILIAN CELIA	Pignan	1995	10.5	11.7	10.9	11.8	44.9
5	MATTIUZZI ZOE	Tonneins	2000	10.6	11.9	11.2	11.0	44.7
	LANEUSE KRYSTEL	Biarritz	2002	9.8	11.7	11.4	11.8	44.7
7	HERRY DEBORAH	Perpignan	1998	10.8	11.8	10.6	11.3	44.5
8	DELPIERRE CARLA	Uzes	2002	9.8	11.3	11.5	11.1	43.7
	GRANJON LARA	Clermont l'hérault	2008	10.5	11.7	11.2	10.3	43.7
10	PAPIN NINA	Perpignan	2000	10.6	11.5	10.4	11.1	43.6
	DEVOET MAKEDA	Envol Aquitaine	2004	9.8	11.4	10.9	11.5	43.6
	FARRAUTO FRANCESCA	Pignan	2005	10.5	11.1	10.6	11.4	43.6
13	ESBENS KELIA	Envol Aquitaine	2007	10.1	10.4	11.5	11.4	43.4
	KELLAY NOUR	Envol Aquitaine	2007	10.3	11.5	10.3	11.3	43.4
	MASSOU LAURE	Lafrançaise	1991	10.3	11.3	10.9	10.9	43.4
	ALCANTARA JENNY	Biarritz	2000	10.7	12.2	11.1	9.4	43.4
17	ARJONA CLARA	Gradignan Gymnix	2005	10.8	10.5	10.6	11.4	43.3
	DELMAS MAËLLE	Pignan	2004	9.9	11.0	11.2	11.2	43.3
19	CAVIGNAC JULIETTE	Gradignan Gymnix	2002	10.7	11.4	10.3	10.8	43.2

20	VAREEZ NADEGE	Perpignan	1999	10.1	12.0	9.8	11.2	43.1
	DELPierre ANNA	Uzes	2007	9.4	11.2	11.0	11.5	43.1
	GARCIA LOLA	St Estève	2002	10.0	11.9	10.7	10.5	43.1
23	LERIN NOEMIE	Gradignan Gymnix	2005	10.2	10.9	9.9	11.7	42.7
	ROUXEL LAURA	Gradignan Gymnix	1993	9.7	11.8	10.2	11.0	42.7
	PRADIER CHARLENE	Laverune	1990	10.1	11.3	10.0	11.3	42.7
26	SACHE MAÏWENN	Castelnau le lez	2000	10.1	11.4	11.2	9.8	42.5
	FORET-COGNY JADE	Envol Aquitaine	2006	10.4	10.4	10.5	11.2	42.5
28	BERNADOU CAMILLE	Villeneuve sur Lot	2004	10.1	10.9	10.2	11.2	42.4
29	GAL MARIE	Pignan	2001	10.5	11.5	11.5	8.8	42.3
30	DEMOULIN LENA	Pignan	2009	10.2	11.0	10.3	10.7	42.2
	MICHEL FAUSTINE	Biarritz	2007	9.9	11.5	9.1	11.7	42.2
32	CARREGUES LEA	Villeneuve sur Lot	1998	9.9	10.5	10.7	10.9	42.0
33	CHAMBON JESSICA	Villeneuve sur Lot	1991	9.0	11.7	10.5	10.7	41.9
34	ERASO MOGABURU IDOIA	Biarritz	2006	9.5	11.6	10.7	10.0	41.8
35	CAPEL CHARLOTTE	Castelsarrasin	2006	9.1	11.3	11.1	10.2	41.7
36	ANDREU MAELIE	Clermont l'hérault	2008	9.8	11.6	8.9	11.3	41.6
37	PUEL ELISA	Clermont l'hérault	2007	9.3	11.3	10.1	10.7	41.4
38	MACAES HANIRE	Uzes	2006	9.4	11.2	10.3	10.4	41.3
	DELAIRE FLAVIE	Castelnau le lez	2007	9.6	10.7	9.4	11.6	41.3
	JOLLY LEA	Moissac	2001	9.7	9.9	11.1	10.6	41.3
41	CHARENTON LANA	Envol Aquitaine	2006	9.6	10.3	10.3	11.0	41.2
42	PEYRAUD EMMA	Lormont	2007	9.8	10.6	9.3	11.4	41.1
	CHELLET LÉA	Laverune	2006	9.3	11.1	10.3	10.4	41.1
	CHIQURAY LUCIE	Tonneins	1997	9.9	11.2	10.5	9.5	41.1
	ALLARD FANETTE	Lafrançaise	2001	9.9	10.9	10.6	9.7	41.1
	GARRIGUES ILONA	Moissac	2001	10.4	10.5	10.1	10.1	41.1
47	LOPES ARRIETA AMANE	Biarritz	2006	9.8	11.0	8.9	11.2	40.9
48	MARQUES EVA	Castelnau le lez	2006	10.3	10.5	9.0	10.8	40.6
49	ALLEGRIINI CARLA	Castelsarrasin	2008	9.6	10.9	9.7	10.3	40.5
50	GOUT MARIE	Castelnau le lez	2000	8.7	11.6	9.9	10.2	40.4
51	DUCROS CANDICE	Villeneuve sur Lot	2008	9.8	9.9	10.6	9.9	40.2
	CROUZET LAURIE	Laverune	2001	10.0	10.2	10.4	9.6	40.2
53	GIRARDEAU CELIA	Lormont	2001	8.9	11.1	8.9	11.0	39.9
	LACOMBE AGATHE	Laverune	2004	9.4	10.1	10.2	10.2	39.9
	TURPIN CELIA	Lafrançaise	2006	9.8	9.9	9.4	10.8	39.9
56	SACY AUDREY	Lafrançaise	1984	10.1	11.1	8.7	9.6	39.5
57	DUPRE JADE	Laverune	2008	9.1	10.1	10.3	9.9	39.4
	CILLARD BENQUET ZOE	Biarritz	2007	9.8	10.9	8.1	10.6	39.4
59	FRUH MATHILDE	Perpignan	1996	9.4	10.9	8.3	10.7	39.3
60	FOUGERE MAUREEN	Castelnau le lez	2002	9.4	10.2	8.9	10.6	39.1
61	DECOURTY VAZELLE FLORIANE	Villeneuve sur Lot	1985	9.4	9.7	9.2	10.6	38.9
62	BACHES EMMA	St Estève	2007	9.6	9.2	9.7	10.0	38.5
63	SCHMUTZ LILOIA	Lormont	2007	10.7	7.9	9.9	9.9	38.4
64	HORNING-DI GIUSTO LILOU	Uzes	2006	9.3	8.7	9.3	11.0	38.3
	LESCOMBES MELISSA	Moissac	2001	9.6	10.9	7.2	10.6	38.3
66	GODARD MAXIME	Uzes	2008	9.8	9.3	9.4	9.4	37.9
67	MERCIER EMMA	Castelsarrasin	2006	9.8	9.2	10.3	8.5	37.8
	THERON MARGAUX	Lafrançaise	1997	9.9	9.5	10.2	8.2	37.8
69	PROVOST FOURCADE ELOISE	Lormont	2008	9.8	8.2	9.5	10.2	37.7
	COURTEVILLE LORYNE	Tonneins	2009	9.8	9.3	9.1	9.5	37.7
71	PEREZ MATHILDE	St Estève	2002	8.8	10.4	8.9	9.4	37.5
72	REBER LALIE	Clermont l'hérault	2007	9.5	6.8	10.6	10.3	37.2
73	PEREZ MELANIE	St Estève	2010	8.9	8.1	9.8	10.0	36.8





74	MOURGUES NOELIE	Moissac	2004	10.3	6.1	9.3	10.7	36.4
75	PARRIS TRINCOT CARLA	Tonneins	2009	9.3	7.8	10.1	9.1	36.3
76	VILA ORNELLA	St Estève	2005	8.5	9.1	7.8	9.9	35.3
77	FOUCAULT CHRISTELLE	Moissac	1989	0.0	11.8	9.9	10.2	31.9
78	MOULINET ALIX	Gradignan Gymnix	2005	0.0	10.4	10.2	10.4	31.0
79	SCHMUTZ KILLIANA	Lormont	2001	0.0	10.0	8.5	10.9	29.4
	RUELLE MANON	Castelsarrasin	2004	0.0	10.2	9.6	9.6	29.4
81	VERDIER SANDRINE	Castelsarrasin	1980	8.5	0.0	10.5	9.7	28.7
82	VALETTE LECOUCO NINON	Clermont l'hérault	2000	9.6	10.9	0.0	0.0	20.5
83	CHAMBOLLE ALICE	Villeneuve sur Lot	2008	0.0	9.5	0.0	10.2	19.7
84	PICHAVANT AGATHE	Gradignan Gymnix	2005	9.3	0.0	10.3	0.0	19.6
85	SOLIVERES LEA	Lafrançaise	2000	8.3	0.0	0.0	8.1	16.4
86	VOGEL NOELINE	Castelsarrasin	2007	0.0	11.0	0.0	0.0	11.0
87	CARAVIEILHES PICORNEL KELLY	Laverune	2009	0.0	0.0	0.0	0.0	0.0
	CAMBOULAS LARA	Pignan	2000	0.0	0.0	0.0	0.0	0.0
	LEZE MAELYS	Tonneins	2004	0.0	0.0	0.0	0.0	0.0
	RENAUD MAEVA	Tonneins	2006	0.0	0.0	0.0	0.0	0.0
	FALLOUK SHAYMA	Moissac	2004	0.0	0.0	0.0	0.0	0.0
	HATTOU JUSTINE	Clermont l'hérault	2000	0.0	0.0	0.0	0.0	0.0
	DELCLAUX MAËVA	Villefranche de rouergue	2007	0.0	0.0	0.0	0.0	0.0
	DELPECH EUGENIE	Villefranche de rouergue	2000	0.0	0.0	0.0	0.0	0.0
	FRAYSSE OCÉANE	Villefranche de rouergue	2005	0.0	0.0	0.0	0.0	0.0
	NOGARET ORIANNE	Villefranche de rouergue	2003	0.0	0.0	0.0	0.0	0.0
	SAVIGNAC LISON	Villefranche de rouergue	2005	0.0	0.0	0.0	0.0	0.0

12. FEMININ NIVEAU1 11-18 ans . SA_DA (individuels)

12.1. Résultats par équipes




	Equipe	Club					Total

12.2. Résultats individuels





	Gymnaste	Equipe	Annee					Total
1	ESCOLAR ELENA *	Biarritz 1 (indiv) (indiv)	2004	12.6	13.9	12.7	13.9	53.1

13. FEMININ NIVEAU2 11-18 ans . SA_DA (individuels)

13.1. Résultats par équipes





	Equipe	Club					Total
1	Bagnols sur cèze	30--Bagnols sur Cèze	37.0	37.7	36.4	38.7	149.8

13.2. Résultats individuels



	Gymnaste	Equipe	Annee					Total
1	MOULIN MORGANE	Bagnols sur cèze	2005	12.0	13.4	12.5	13.5	51.4
2	BRIAULT AINES *	Biarritz 1 (indiv) (indiv)	2005	11.0	13.1	13.2	13.2	50.5
3	DICKO SAFIATOU	Bagnols sur cèze	2007	12.6	12.2	11.9	12.2	48.9
4	VOLLE SACHA	Bagnols sur cèze	2007	12.4	12.1	11.8	12.5	48.8
5	KONDA STACEY	Bagnols sur cèze	2008	11.3	9.2	12.0	12.7	45.2
6	CADIER ELODIE	Bagnols sur cèze	2005	11.5	0.0	10.8	12.3	34.6
7	SANGLARD LOU	Bagnols sur cèze	2004	10.5	11.2	0.0	0.0	21.7

14. FEMININ NIVEAU1 11 + . SA_DA (individuels)

14.1. Résultats par équipes





	Equipe	Club					Total
1	Castelnau le lez	34--GSL34.com - Castelnau le Lez	35.6	33.8	39.6	35.7	144.7

14.2. Résultats individuels

	Gymnaste	Equipe	Annee					Total
1	RICHOMME CAROLINE	Castelnau le lez	2000	12.3	10.3	13.8	11.8	48.2
2	OUAKALA ANAIS	Castelnau le lez	2001	12.5	10.7	12.1	12.0	47.3
3	LECONTE MAELIS *	Gradignan Gymnix 1 (indiv) (indiv)	1999	12.2	11.7	12.7	9.8	46.4
4	NGANGUE SALOME	Castelnau le lez	1998	10.8	9.4	12.5	10.7	43.4
5	PILLA LOUISE	Castelnau le lez	1999	0.0	12.6	13.3	10.4	36.3
6	HAMMA MAYSSAN	Castelnau le lez	2002	0.0	9.1	12.2	11.9	33.2
7	DARFIN YAËLLE	Castelnau le lez	2006	0.0	10.5	10.1	0.0	20.6

15. FEMININ NIVEAU2 11 + . SA_DA (individuels)

15.1. Résultats par équipes





	Equipe	Club					Total
1	Clapiers	34--Gymnastique Artistique Clapieroise	36.5	36.9	38.3	37.8	149.5
2	Portet sur garonne	31--Portet gym	34.9	36.2	35.8	38.9	145.8
3	Perpignan	66--Uscm	36.2	35.3	35.8	37.6	144.9
4	Muret	31--Le Ralliement	35.2	32.3	36.0	37.3	140.8

15.2. Résultats individuels





	Gymnaste	Equipe	Annee					Total
1	AVRILLAUD JADE	Portet sur garonne	2002	11.9	13.3	11.7	13.2	50.1
	DESACHY MARION	Clapiers	1997	12.1	13.4	12.1	12.5	50.1
3	COTTEREAU FIONA	Clapiers	1997	12.6	11.5	13.7	11.9	49.7
4	VERAGHE CAMILLE	Perpignan	1994	12.7	13.2	11.3	11.9	49.1
5	LOZANO GOUPIL JULIETTE	Clapiers	1997	11.0	12.0	12.5	13.4	48.9
6	FAURE JUSTINE	Portet sur garonne	1995	11.8	11.8	12.0	13.0	48.6
7	PUERTA ELOISE	Muret	2002	11.2	11.2	12.4	12.6	47.4
8	OUIDIR ORLY	Portet sur garonne	1997	11.2	11.1	12.1	12.7	47.1
9	PYDEGADU OCEANE	Muret	2002	11.6	11.2	11.6	12.2	46.6
10	COULAMY FIDJI	Perpignan	2001	12.0	10.9	12.5	11.1	46.5
11	PERRIN ELENA	Perpignan	2008	11.5	10.4	11.9	12.6	46.4
12	JOLIVET MARIE	Muret	2001	11.8	9.9	11.8	12.5	46.0
13	AUBERT ELEA *	Gradignan Gymnix 1 (indiv) (indiv)	1994	10.8	9.6	12.2	13.3	45.9
14	SAVINE CHLOE	Perpignan	2003	10.6	11.2	11.4	12.1	45.3
15	YOCUM STACY	Muret	2002	11.8	9.3	11.8	11.6	44.5
16	MONASSIER MARIE	Perpignan	2008	11.0	9.6	10.9	12.8	44.3
17	MOREELS LOUNA	Perpignan	2007	10.5	9.7	10.4	12.2	42.8
18	TYPRET LAURIANNE	Muret	2000	10.9	8.2	11.5	10.8	41.4
19	BELKAIIOUS WISSEME	Portet sur garonne	2010	11.2	8.9	8.1	11.5	39.7
20	TOURREZ MORGANE	Clapiers	1996	11.8	0.0	10.0	11.9	33.7
21	FOURNIER LÉA	Clapiers	1998	11.3	9.9	11.4	0.0	32.6
22	BLANC FLAVY	Muret	2003	0.0	7.8	10.6	0.0	18.4
23	COSCUJUELA KAURY	Clapiers	1999	0.0	6.6	8.3	0.0	14.9
24	DELPINO SAMANTHA	Portet sur garonne	2000	0.0	0.0	0.0	0.0	0.0
		Portet sur garonne	0	0.0	0.0	0.0	0.0	0.0

16. FEMININ NIVEAU4 7-14 ans . SA_DA (individuels)

16.1. Résultats par équipes

	Equipe	Club					Total
1	Cabestany	66--COC Gymnastique	30.9	28.9	34.1	32.2	126.1

16.2. Résultats individuels

	Gymnaste	Equipe	Annee					Total
1	HURSTEL MILA	Cabestany	2011	10.9	9.2	12.3	11.2	43.6
2	PEPIN LISA	Cabestany	2008	10.1	11.4	10.8	9.9	42.2
3	BERTHELOT LYDIE	Cabestany	2010	9.9	8.0	10.9	11.1	39.9
4	POIGNET NELL	Cabestany	2009	9.4	8.3	10.9	9.9	38.5
5	DA SILVA DELBECQUE LOIS	Cabestany	2007	0.0	0.0	0.0	0.0	0.0
		Cabestany	0	0.0	0.0	0.0	0.0	0.0

Résultats de la compétition





finales nationales G3 UFOLEP / Finales filière groupe G3 / Finales jeunes et groupe GAM

Villeneuve sur Lot



14 et 15 mai 2022

1. FEMININ NIVEAU6 11-15 ans . SA_DA (individuels)

1.1. Résultats par équipes

	Equipe	Club					Total
1	Castelnau le lez 2	34--GSL34.com - Castelnau le Lez	41.6	46.1	45.1	45.8	178.6
2	Castelnau le lez 1	34--GSL34.com - Castelnau le Lez	41.7	44.4	43.7	44.8	174.6
3	Muret 3	31--Le Ralliement	43.0	45.1	45.8	39.7	173.6
4	Gradignan Gymnix	33--Gymnix	40.8	43.9	43.7	44.9	173.3
5	Gradignan PLG	33--PLG Gradignan	42.8	43.1	45.1	41.5	172.5
6	Muret 2	31--Le Ralliement	43.2	42.9	43.7	40.9	170.7
7	Castres	33--perce-neige Castres gironde 33	44.1	43.4	42.7	40.0	170.2
8	Moissac	82--Moissac-gym	41.3	42.6	43.4	42.8	170.1
9	Mazamet	81--L'hautpouloise	39.6	42.5	45.3	42.4	169.8
10	Cabestany 1	66--COC Gymnastique	42.4	42.7	43.9	40.1	169.1
11	Muret 1	31--Le Ralliement	42.8	42.5	40.6	42.8	168.7
12	Millau	12--SOM HIRONDELLE MILLAVOISE	43.2	41.5	44.2	39.1	168.0
13	Perpignan	66--Uscm	41.2	41.8	44.0	40.8	167.8
14	Mende	48--Atout Sport Mendois	41.5	40.8	42.2	42.4	166.9
15	Bazas	33--gerard petitcuenot	41.0	42.7	42.6	38.9	165.2
16	Le bouscat	33--Union Sportive Bouscataise Gym	41.6	39.8	41.5	39.3	162.2
17	Cabestany 2	66--COC Gymnastique	39.3	38.3	38.3	40.1	156.0

1.2. Résultats individuels




	Gymnaste	Equipe	Annee					Total
1	LARRIERU LISE	Castres	2009	11.2	11.8	11.4	10.8	45.2
2	GOLECKY ANTONIA	Mazamet	2009	10.6	11.5	11.5	10.9	44.5
	LAVABRE AXELLE	Muret 3	2009	10.9	11.4	11.5	10.7	44.5
4	DUBOIS MANON	Castelnau le lez 2	2009	10.1	11.6	11.2	11.5	44.4
5	REDWITZ LUIZA	Castelnau le lez 1	2010	10.5	11.4	10.7	11.7	44.3
	DUBOIS ADELÈ	Castelnau le lez 2	2009	10.3	11.2	11.5	11.3	44.3
7	BLUM JUDITH	Castelnau le lez 2	2009	10.4	11.6	11.5	10.6	44.1
8	JALABERT-ESCANDE EMMA	Mazamet	2009	10.6	10.9	11.0	11.5	44.0
9	NADAL MAYA	Castelnau le lez 1	2010	10.1	11.2	11.0	11.6	43.9
10	COURSIN GABRIELLE	Gradignan Gymnix	2007	10.2	11.3	11.1	11.2	43.8
11	VIGOUROUX MAELYA	Gradignan PLG	2010	10.2	11.6	11.5	10.4	43.7
12	ROMAIN ANAÏS	Castelnau le lez 2	2008	10.2	11.7	10.5	11.2	43.6
13	MILESI CARLA	Gradignan Gymnix	2007	9.9	11.0	11.0	11.4	43.3
14	VALETTE LOLA	Moissac	2009	10.5	10.6	11.2	10.9	43.2
15	SALAGER JULIETTE	Castelnau le lez 1	2010	10.3	10.6	11.3	10.9	43.1
	CHARME LUCILE	Moissac	2010	10.3	10.4	11.3	11.1	43.1
	GAUBERT SERENA	Millau	2010	11.0	11.4	11.3	9.4	43.1
18	DARDOUR HANNA	Gradignan PLG	2010	10.2	10.7	11.2	10.6	42.7
19	GITTON LOUANE	Muret 3	2009	10.7	10.9	11.6	9.4	42.6
	JEAN BAPTISTE TAFARA	Castelnau le lez 2	2009	10.7	9.2	10.9	11.8	42.6
	DAGORN ELOISE	Gradignan PLG	2010	11.0	9.8	10.9	10.9	42.6
22	PAQUIOT ADELE	Muret 2	2009	11.1	11.2	9.4	10.8	42.5
	VERGNEAUD MAILYS	Muret 2	2010	10.8	10.6	10.9	10.2	42.5
	LAGURGUE MAE	Gradignan Gymnix	2007	10.4	10.1	10.9	11.1	42.5
	GOMEZ/PEPIN SUZIE	Bazas	2009	10.5	10.7	10.6	10.7	42.5

	DARDOUR INES	Gradignan PLG	2010	10.9	10.9	11.1	9.6	42.5
27	TUR AGATHE	Perpignan	2007	9.2	10.4	11.7	11.1	42.4
	RAMOS ELSA	Cabestany 1	2008	10.3	11.3	10.8	10.0	42.4
	BROYON CARBALLO ELISA	Muret 3	2009	10.1	10.4	11.6	10.3	42.4
	NACKAERT AURORE	Muret 3	2010	10.6	11.5	11.1	9.2	42.4
31	TUDELA MAÉ	Castelnau le lez 1	2009	10.5	11.2	10.6	10.0	42.3
32	PELEN ADELE	Mende	2009	10.4	9.8	10.5	11.5	42.2
33	TAGHI EVA	Muret 3	2010	10.8	11.3	10.7	9.3	42.1
	LENOIR LOUANNE	Castres	2007	10.8	11.5	8.9	10.9	42.1
	DIDYME LISA	Millau	2010	10.7	9.7	11.5	10.2	42.1
36	SOLLIEC LOUANE	Cabestany 1	2009	9.9	11.0	10.7	10.3	41.9
37	CALDUCH MARYLOU	Cabestany 1	2010	10.7	10.1	11.1	9.9	41.8
	FAJAL MORGANE	Muret 1	2008	10.5	10.4	10.2	10.7	41.8
	SARRAZIN LAURA	Muret 1	2007	10.5	11.1	10.0	10.2	41.8
40	BELET AMÉLIA	Millau	2010	11.1	10.9	10.0	9.7	41.7
41	BROOKS O'SULLIVAN SOFIA	Moissac	2008	10.1	10.2	10.5	10.8	41.6
	COUZY LIZEA	Moissac	2009	10.2	11.3	10.1	10.0	41.6
43	HERNANDEZ CHARLENE	Cabestany 1	2010	11.1	9.7	11.1	9.6	41.5
	SALAMON NORA	Le bouscat	2009	10.7	9.6	10.8	10.4	41.5
45	BOUTHIR ROUMAÏSSA	Castelnau le lez 1	2009	10.3	9.7	10.7	10.6	41.3
	GACHE MERYL	Mende	2009	10.6	11.0	9.1	10.6	41.3
47	ABADIE LILOU	Muret 2	2010	10.8	11.1	11.3	8.0	41.2
48	FRITSCHY LOU	Millau	2010	10.4	9.5	11.4	9.8	41.1
49	FABCIC ARIANA	Perpignan	2010	10.3	10.8	11.0	8.9	41.0
	GRANELL TIFFANY	Cabestany 1	2007	10.3	10.3	10.9	9.5	41.0
	RUIZ MARION	Gradignan Gymnix	2007	10.0	11.5	10.7	8.8	41.0
	BENI-REMOUR ZINEB	Mende	2009	10.7	9.6	10.5	10.2	41.0
53	LAU CHLOE	Mazamet	2009	9.7	10.0	11.3	9.9	40.9
54	GARBAROWITZ CLEMENCE	Muret 2	2010	10.5	10.0	9.8	10.5	40.8
55	BOUGHALI SABRINA	Perpignan	2008	9.3	10.2	10.9	10.3	40.7
	ROQUES ANNA	Bazas	2010	10.0	11.0	10.8	8.9	40.7
	CLADEL IRIS	Mende	2009	9.7	10.4	10.5	10.1	40.7
58	PAILLET VALENTINE	Muret 1	2008	10.9	8.7	10.1	10.9	40.6
	FORESTIER EVIE	Moissac	2009	10.3	10.3	10.4	9.6	40.6
	BREJOU LOVINA	Castres	2008	11.0	11.0	8.5	10.1	40.6
61	LARISSA AIMIE	Mazamet	2008	8.7	10.1	11.5	10.1	40.4
62	TANNEY LOU	Bazas	2010	10.2	10.5	10.4	9.0	40.1
63	BOULAROT GAUSSENT MAELYS	Perpignan	2010	10.5	10.4	10.4	8.6	39.9
	ROBERT LOLA	Muret 1	2008	10.2	11.0	8.1	10.6	39.9
65	MAURY SARAH	Cabestany 2	2007	9.7	10.4	9.8	9.9	39.8
66	ERALES EMMA	Bazas	2010	10.2	10.5	9.0	10.0	39.7
	HEN ELEONORE	Le bouscat	2006	10.3	10.2	9.6	9.6	39.7
68	VERNAY LABBE CLARA	Muret 2	2008	10.5	8.0	11.7	9.4	39.6
69	MALMEZAT JEANNE	Le bouscat	2006	10.2	9.5	9.8	10.0	39.5
70	SOLLIEC MAELINE	Cabestany 1	2007	9.6	9.5	10.3	9.9	39.3
	PAGEOT SELLIER EVE	Le bouscat	2006	9.6	10.0	10.4	9.3	39.3
72	RADREAU INES	Gradignan Gymnix	2008	10.2	9.5	8.3	11.2	39.2
73	BASTIAN CLEMENTINE	Cabestany 2	2007	9.6	9.5	9.9	10.1	39.1
74	MOISAN MAELYS	Muret 1	2007	10.6	8.3	9.5	10.6	39.0
75	MOREELS ISALYNE	Perpignan	2010	10.3	10.0	9.8	8.8	38.9
	LIEURY JENNYFER	Castres	2010	11.1	9.1	11.3	7.4	38.9
77	HUGAND/LAPEGUE ELIJAH	Bazas	2010	10.1	9.4	9.9	9.2	38.6
78	FLORIN MELINA	Perpignan	2010	10.1	7.9	10.0	10.5	38.5
	LIGOT DUFOUR ALICE	Castelnau le lez 1	2009	10.4	9.9	10.1	8.1	38.5
80	SOMMÉ-HERRAIZ NINA	Gradignan PLG	2010	10.7	7.7	11.3	8.6	38.3





81	MARTIN ANGELINA	Cabestany 2	2007	9.3	10.0	9.2	9.7	38.2
	SEGURA AELIA	Cabestany 2	2008	10.6	8.4	9.0	10.2	38.2
83	LAGARDE-RAMBALDINI EMMA	Moissac	2008	9.6	10.0	9.7	8.8	38.1
84	PAGANO COLOMBE	Le bouscat	2007	10.4	10.0	10.5	7.0	37.9
85	RAVELINGHIEN ROSE	Muret 1	2010	10.8	10.0	10.3	6.6	37.7
86	GRELAUD ROSE	Bazas	2009	9.7	8.8	10.8	8.3	37.6
87	DELOR LEA	Mende	2009	9.8	8.2	10.7	8.7	37.4
88	CARBONNEL AMBRE	Cabestany 2	2007	9.4	7.0	9.1	9.9	35.4
89	LACAPERE MATHILDE	Cabestany 2	2007	9.4	6.2	9.4	8.8	33.8
90	HELIGON LOUISE	Gradignan PLG	2010	0.0	9.9	0.0	9.1	19.0
91	RIEHS PAULINE	Castres	2008	0.0	0.0	8.9	8.2	17.1
92	MARTINET INES	Castres	2009	0.0	0.0	11.1	0.0	11.1
93	FOLLET MORAN CARLA	Castelnau le lez 2	2008	0.0	0.0	0.0	10.7	10.7
94	VALETTE CLARA	Mazamet	2006	0.0	0.0	0.0	0.0	0.0
	ROLLAND MAXINE	Gradignan Gymnix	2008	0.0	0.0	0.0	0.0	0.0
	VANDEGHINSTE LUKA	Mende	2009	0.0	0.0	0.0	0.0	0.0
	COUREAU CLEMENTINE	Le bouscat	2008	0.0	0.0	0.0	0.0	0.0

2. FEMININ NIVEAU6 11-18 ans . SA_DA (individuels)

2.1. Résultats par équipes

	Equipe	Club					Total
1	Blanquefort	33--Entente sportive blanquefort	41.9	43.2	44.3	42.6	172.0
2	Muret	31--Le Ralliement	41.9	42.3	40.3	43.1	167.6
3	Blaye	33--A.L.BLAYE GYM	41.2	40.5	42.1	40.8	164.6
4	Perpignan	66--Uscm	40.6	41.2	39.4	41.4	162.6
5	Portet sur garonne	31--Portet gym	38.5	41.6	40.2	40.4	160.7
6	Mazamet	81--L'hautpouloise	40.2	39.6	42.8	37.8	160.4
7	St Estève	66--Gym club st esteve	38.8	42.1	39.9	39.3	160.1
8	Tonneins	47--Gym pour tous sj tonneins	38.8	38.8	40.9	39.0	157.5
9	Castres 2	33--perce-neige Castres gironde 33	38.7	37.1	39.3	32.5	147.6





2.2. Résultats individuels

	Gymnaste	Equipe	Annee					Total
1	GARCIA AMANDINE	Blanquefort	2004	10.7	11.4	11.7	11.2	45.0
2	RAME LEONIE	Blanquefort	2009	11.2	11.0	11.4	10.6	44.2
3	CARSALADE INES	Muret	2007	10.7	11.1	10.6	10.9	43.3
4	EYRAUD MAIWENN	Blaye	2007	10.9	10.5	10.7	10.5	42.6
5	BAGOT LYA	Portet sur garonne	2010	10.5	11.5	9.5	10.6	42.1
6	LABELLE LAURIANE	Muret	2007	10.7	10.4	10.1	10.4	41.6
7	LAOUILLEAU LORA	Blanquefort	2006	9.6	10.9	10.8	10.2	41.5
8	MAGENDIE JULIETTE	Blaye	2007	10.7	10.3	10.2	10.2	41.4
9	VERNE MAELLA	Blanquefort	2008	10.4	9.9	10.4	10.6	41.3
10	NICOLLE LEA	Mazamet	2006	10.3	11.0	11.2	8.7	41.2
11	MALCOSTE ALICIA	Mazamet	2004	10.9	10.7	9.6	9.8	41.0
12	CONDOMINAS JULIETTE	Perpignan	2005	10.1	9.7	10.9	10.2	40.9
13	BESNART LYSIE	Perpignan	2010	10.0	10.5	9.6	10.6	40.7
	DESSORT EMMA	Tonneins	2008	9.4	11.1	10.9	9.3	40.7
15	SIMON CAMILLE	Muret	2004	9.9	10.2	9.6	10.8	40.5
16	BLED SWANN	Perpignan	2010	10.3	10.2	9.3	10.6	40.4
17	RIVIERE-DESPAGNE DORIANE	Blaye	2007	9.6	10.5	10.5	9.7	40.3
18	LAPORTE TORRES CLARA	St Estève	2007	9.5	9.2	11.4	10.1	40.2
19	ROBIN MELINE	St Estève	2005	10.0	10.3	9.3	10.5	40.1
20	BASTIÉ LOLA	Portet sur garonne	2010	8.4	10.3	10.7	10.5	39.9
21	DAILLY MALICIA	Perpignan	2006	9.7	10.4	9.6	10.0	39.7
22	TRAILLE JENNY	Muret	2007	10.4	8.4	9.7	11.0	39.5
23	BONNEVAY LOUISE	Tonneins	2007	9.6	10.4	9.5	9.8	39.3
24	BALAROT MARGOT	Mazamet	2005	10.1	9.3	10.7	9.1	39.2
25	HUBERT CLARA	Perpignan	2006	10.2	10.1	9.1	9.5	38.9
26	VORANGER INES	Portet sur garonne	2006	9.4	9.8	9.9	9.5	38.6
	HERBIN RACHEL	Castres 2	2005	9.9	11.1	10.1	7.5	38.6
28	CORDOMI CHLOE	Muret	2005	10.1	10.6	9.9	7.9	38.5
29	PAUL ATENEA	Portet sur garonne	2005	9.3	9.0	10.1	9.8	38.2
	PUERTO MAURHYNE	St Estève	2006	9.0	10.6	9.3	9.3	38.2
31	CHAMBARAUD LUDIVINE	Blaye	2006	10.0	9.0	10.7	8.2	37.9
32	HOUOT CELIANE	St Estève	2005	9.5	10.1	9.9	8.2	37.7





33	BOSCH LISA	St Estève	2007	9.4	10.4	8.3	9.4	37.5
34	BLAYE LUCIE	Castres 2	2010	10.4	9.0	9.0	9.0	37.4
35	FIGUERES AUREA	St Estève	2007	9.8	10.8	7.3	9.3	37.2
36	BUFFERAND ELISE	Tonneins	2006	10.1	8.2	8.6	10.2	37.1
37	VERDAIME NEELA	Blaye	2009	8.6	9.2	8.8	10.4	37.0
38	LE BOZEC EMMA	Mazamet	2004	8.3	8.6	11.0	8.7	36.6
39	FERRER LEONOR	Portet sur garonne	2006	9.3	10.0	9.2	7.7	36.2
40	SCHARFFE CLARA	Muret	2004	8.7	8.2	9.5	9.5	35.9
41	LEFOLL LILOU	Blanquefort	2006	9.6	8.9	8.6	8.6	35.7
42	MARTY DORINE	Castres 2	2006	8.1	8.6	10.4	8.0	35.1
43	ABONDIO NOA	Tonneins	2007	9.7	5.4	10.0	9.7	34.8
	VOREAKOS BATUT CASSANDRE	Tonneins	2005	9.3	9.1	9.4	7.0	34.8
45	ASSILA OMEYMA	Tonneins	2009	9.2	6.5	10.5	7.8	34.0
46	FRICONNET ILONA	Mazamet	2005	8.9	3.0	9.9	10.2	32.0
47	PUJAU EMMA	Castres 2	2009	10.3	0.0	9.8	6.1	26.2
48	DUCOS LEANE	Castres 2	2009	0.0	8.4	8.5	8.0	24.9
49	AUTEF ADELE	Perpignan	2006	0.0	0.0	0.0	0.0	0.0
	BIAS LILOU	Mazamet	2005	0.0	0.0	0.0	0.0	0.0
	COMIN CHIARA	Portet sur garonne	2005	0.0	0.0	0.0	0.0	0.0
	VALLEAU MANON	Blaye	2005	0.0	0.0	0.0	0.0	0.0
	LIEURY JENNYFER	Castres 2	2010	0.0	0.0	0.0	0.0	0.0

3. FEMININ NIVEAU6 11 + . SA_DA (individuels)

3.1. Résultats par équipes

	Equipe	Club					Total
1	Pignan	34--Ass club gym choc	41.2	43.8	42.4	43.1	170.5
2	Aiguillon	47--Sporting club Aiguillon	40.2	44.4	42.2	42.6	169.4
3	Gruissan	11--Gruissan	40.6	43.8	40.6	42.8	167.8
4	St Estève	66--Gym club st esteve	39.4	43.5	43.7	40.1	166.7
5	Castelnau le lez	34--GSL34.com - Castelnau le Lez	40.3	42.7	41.3	42.0	166.3
6	UFOLEP 48	48--Atout Sport Mendois	40.6	41.2	40.6	40.3	162.7
7	Envol Aquitaine	33--Envol d aquitaine	38.8	36.1	40.1	41.1	156.1

3.2. Résultats individuels

	Gymnaste	Equipe	Annee					Total
1	ROZIERE SWANE	UFOLEP 48	2009	11.1	11.1	11.6	11.0	44.8
2	LAGAVARDAN ROMANE	Aiguillon	2006	10.6	11.8	10.9	10.9	44.2
3	COSTA GOMEZ SOPHIE	Castelnau le lez	2002	11.0	10.8	10.7	11.3	43.8
4	CHANCEL LAURIE	Gruissan	2004	10.5	11.8	10.1	11.3	43.7
5	VIGNOLLES SANDRA	Aiguillon	1993	9.7	11.1	11.0	11.1	42.9
6	SANTA CATALINA NAIG	Gruissan	2005	9.9	11.3	11.1	10.3	42.6
7	GRAND-MOURSEL AURORE	Envol Aquitaine	1999	9.2	11.1	11.0	11.0	42.3
	PRADELS JUSTINE	Pignan	1995	11.0	10.9	9.7	10.7	42.3
9	TOUSSAINT LOU ANNE	Pignan	2008	10.1	11.2	10.2	10.7	42.2
10	ROQUES LICIA	Pignan	2010	9.7	10.8	11.1	10.4	42.0
11	FRITSH LANA	Pignan	2009	9.8	10.9	9.9	11.3	41.9
12	DAULLET CHLOE	St Estève	1998	10.1	11.2	11.0	9.5	41.8
13	MOREIRA ERICA	Aiguillon	2006	9.8	11.0	10.6	10.0	41.4
14	LESIEUR ELLA	St Estève	2004	9.8	10.7	10.9	9.9	41.3
15	MENDES HOARAU LILOU	Castelnau le lez	2008	10.7	9.6	10.5	10.4	41.2
16	CLERCQ LAURIANE	St Estève	1998	9.6	10.9	10.6	10.0	41.1
17	MALLOL LAURA	St Estève	2005	9.6	10.6	10.1	10.7	41.0
18	BARRAU OLIVIA	Pignan	2006	10.0	9.9	11.2	9.8	40.9
	GIRAUDON LEA	Aiguillon	2005	10.1	10.5	9.7	10.6	40.9
20	TURC PAULINE	UFOLEP 48	2001	10.8	10.7	9.6	9.6	40.7
21	COLLAS LISA	Gruissan	2006	9.8	10.9	10.3	9.4	40.4
22	MANISCALCO EMILIE	Pignan	2009	10.1	10.1	9.7	9.9	39.8
23	ROGNON MARINE	St Estève	2000	9.9	8.9	11.2	9.3	39.3
24	PATRIS CAMILLA	Castelnau le lez	2007	9.0	10.6	9.6	9.9	39.1
	BARRIERE LIZ	Envol Aquitaine	2007	10.2	8.4	9.8	10.7	39.1
26	BENCHIMOL AGATHE	Envol Aquitaine	2009	9.8	9.0	9.6	10.6	39.0
27	ALLARD MANON	Castelnau le lez	2007	9.6	9.0	10.2	10.0	38.8
	HAYDN ADELE	St Estève	1999	9.1	10.7	10.5	8.5	38.8
29	ALRIQ LOUNA	UFOLEP 48	2005	9.2	10.5	9.8	9.1	38.6
30	BOUGIE MALLAURY	Gruissan	2002	8.8	9.8	9.1	10.8	38.5
31	BENDAHMANE INES	Castelnau le lez	2007	8.0	10.0	9.9	10.3	38.2
32	RUAVULT NOEMIE	UFOLEP 48	2005	9.1	8.9	9.5	9.5	37.0
33	LAFORGIA ELSA	Gruissan	2008	9.2	7.3	9.0	10.4	35.9
34	TOGNINI-MARTIN LISA	Envol Aquitaine	2006	9.6	7.6	9.7	8.8	35.7





35	MEGHAR JUSTINE	Gruissan	2005	10.4	8.7	7.4	8.9	35.4
36	CARRASCO-JOURDAN LOLA	UFOLEP 48	2005	9.5	4.3	9.6	10.2	33.6
37	RODRIGUES BERNADO VERONICA	Aiguillon	2004	8.2	7.3	6.5	9.7	31.7
38	LAURENT FANNY	Castelnau le lez	2007	0.0	11.3	6.8	9.7	27.8
39	BLEAU MARINE	Aiguillon	2004	0.0	0.0	0.0	9.9	9.9
40	FARGEAUD EMMA	Envol Aquitaine	2000	0.0	0.0	0.0	0.0	0.0
	GIOVANNONE CSILLA	Envol Aquitaine	2006	0.0	0.0	0.0	0.0	0.0
	FERRIERES ROMANE	UFOLEP 48	2005	0.0	0.0	0.0	0.0	0.0

4. FEMININ NIVEAU7 11-15 ans . SA_DA (B) (individuels)

4.1. Résultats par équipes

	Equipe	Club					Total
1	St Estève	66--Gym club st esteve	38.9	37.3	39.9	40.0	156.1
2	Aiguillon	47--Sporting club Aiguillon	36.5	34.2	39.7	41.2	151.6
3	Vauvert	30--Vauvert energym club	38.6	32.2	38.1	36.4	145.3
4	Le Pian Medoc	33--A S Le Pian Medoc Gymnastique Trampoline	38.0	29.8	39.3	37.7	144.8
5	Portet sur garonne	31--Portet gym	36.5	28.6	38.7	40.3	144.1
6	Bagnols Lalune	30--Club Lalune Gym	31.8	22.5	36.7	35.2	126.2
7	UFOLEP 12	12--SAGA	26.3	20.3	36.7	39.6	122.9
8	Tonneins	47--Gym pour tous sj tonneins	17.5	7.0	15.8	15.2	55.5
9	Bazas	33--gerard petitcuenot	0.0	0.0	0.0	0.0	0.0





4.2. Résultats individuels

	Gymnaste	Equipe	Annee					Total
1	LAHITTE MELISSA	St Estève	2009	10.4	9.6	10.3	9.6	39.9
2	VASNIER ALWENA	Portet sur garonne	2007	8.9	9.4	9.8	10.7	38.8
3	BOUCQUEY ALYCIANE	Aiguillon	2009	10.7	9.1	8.0	10.8	38.6
4	BEC VIOLETTE	UFOLEP 12	2010	9.8	7.3	10.3	10.7	38.1
	HERISSANT KADRI OCEANE	St Estève	2010	9.7	8.5	9.5	10.4	38.1
	JBARI IMÈNE	St Estève	2008	8.9	9.5	9.8	9.9	38.1
7	MEYNARD MATHILDE	Vauvert	2010	9.8	8.7	10.0	9.5	38.0
8	COUVREUR POUYANNE LIZ	Le Pian Medoc	2010	10.3	8.0	9.3	10.2	37.8
	PONS MALLORY	St Estève	2009	9.4	8.9	9.4	10.1	37.8
10	CAPDEVILA AYMERICH LISA	St Estève	2008	9.4	9.3	10.3	8.6	37.6
11	CHEVASSON KALIE	Aiguillon	2008	8.9	8.2	9.9	10.2	37.2
12	BELAVAL MADISON	Le Pian Medoc	2008	9.4	7.9	9.6	10.0	36.9
13	LAFON LEONIE	Aiguillon	2010	8.6	8.6	10.1	9.3	36.6
14	DEBUQUET LOU	Vauvert	2009	9.8	9.3	8.8	8.5	36.4
15	SIGE ELOÏSE	Vauvert	2010	9.3	7.5	10.0	9.3	36.1
16	NAFIE SOUHEILA	Portet sur garonne	2010	9.7	6.7	9.5	9.9	35.8
17	FAÏD LYNDSEÉ	Vauvert	2008	9.7	6.7	9.3	9.1	34.8
18	CLAUZEL-GOMES VICTORIA	Le Pian Medoc	2010	9.2	7.5	9.6	8.4	34.7
19	DE OLIVEIRA CLARA	Portet sur garonne	2010	8.8	6.2	9.7	9.8	34.5
20	BALCON CLÉMENTINE	Le Pian Medoc	2010	8.8	6.4	10.0	9.1	34.3
21	CESARI LAORA	Portet sur garonne	2010	8.7	6.3	9.7	9.4	34.1
22	SINQUIN MAELLE	Le Pian Medoc	2009	9.1	6.4	10.1	8.3	33.9
23	BROCAS COLINE	Portet sur garonne	2009	9.1	5.4	9.2	9.9	33.6
	VIRET CHLOÉ	Bagnols Lalune	2008	7.6	6.7	9.7	9.6	33.6
25	CROS FLAVIE	UFOLEP 12	2008	7.5	5.5	9.3	9.8	32.1
26	AISSAOUI LILIA	Aiguillon	2007	8.3	3.6	10.1	10.0	32.0
27	SAAS CÉLIA	Bagnols Lalune	2007	8.7	4.9	9.5	8.6	31.7
28	LACOSTE NORA	Portet sur garonne	2008	7.6	5.4	9.1	9.3	31.4
29	THIERS LEONA	UFOLEP 12	2009	9.0	5.1	7.8	9.2	31.1





30	MARTINEZ MATHILDE	Bagnols Lalune	2008	8.4	5.1	8.1	8.6	30.2
31	GONZALEZ CHLOE	Bagnols Lalune	2007	7.1	5.2	9.4	8.4	30.1
32	PILLE ZELIE	Tonneins	2010	8.4	3.0	9.5	7.9	28.8
33	POITE NADEAU ELISSA	Aiguillon	2009	0.0	8.3	9.3	10.2	27.8
34	LEROUX LAURINE	Tonneins	2009	9.1	4.0	6.3	7.3	26.7
35	LAFFARGUE ESTHER	Aiguillon	2010	0.0	6.2	9.6	9.0	24.8
36	CLEMENT YSIA	UFOLEP 12	2008	0.0	2.4	9.3	9.9	21.6
37	PERTOLDI JULIETTE	Bagnols Lalune	2009	0.0	5.5	7.6	7.8	20.9
38	PERALTAS SARRIAS NINA	UFOLEP 12	2007	0.0	0.0	0.0	0.0	0.0
	DANEL LAURINE	Vauvert	2010	0.0	0.0	0.0	0.0	0.0
	DIONIS DU SEJOUR HELENE	Bazas	2007	0.0	0.0	0.0	0.0	0.0
	EZZADOUY-AZZOU HIBA	Bazas	2009	0.0	0.0	0.0	0.0	0.0
	LUPU JESSICA	Bazas	2007	0.0	0.0	0.0	0.0	0.0
	MARQUETTE CLARA	Bazas	2010	0.0	0.0	0.0	0.0	0.0
	BARBOT LEA	Le Pian Medoc	2009	0.0	0.0	0.0	0.0	0.0
	DUFRAIX CYRIELLE	Tonneins	2008	0.0	0.0	0.0	0.0	0.0
	GALLEE NATAYA	Tonneins	2009	0.0	0.0	0.0	0.0	0.0
	ODOT MELINE	Tonneins	2008	0.0	0.0	0.0	0.0	0.0
	SABATER LEA	Bagnols Lalune	2007	0.0	0.0	0.0	0.0	0.0

5. FEMININ NIVEAU8 11-15 ans . SA_DA (individuels)

5.1. Résultats par équipes

	Equipe	Club					Total
1	Clapiers	34--Gymnastique Artistique Clapieroise	36.6	40.2	37.2	39.1	153.1
2	St Estève	66--Gym club st esteve	36.2	35.8	39.3	38.9	150.2
3	Blaye 1	33--A.L.BLAYE GYM	35.4	35.0	39.0	39.9	149.3
4	Blaye 2	33--A.L.BLAYE GYM	35.9	35.5	38.3	38.5	148.2
5	Moissac	82--Moissac-gym	31.2	34.4	38.0	38.3	141.9
6	Bagnols Lalune 2	30--Club Lalune Gym	29.3	33.1	35.4	31.7	129.5

5.2. Résultats individuels

	Gymnaste	Equipe	Annee					Total
1	KOHN LILY	Clapiers	2009	9.8	10.3	9.5	10.7	40.3
2	LERAY MAELLY	Clapiers	2009	9.5	10.0	9.7	10.1	39.3
3	ALLAIN SARAH	St Estève	2007	8.9	9.0	10.1	10.0	38.0
4	MEGE LAURA	Blaye 1	2009	8.6	9.2	9.7	10.2	37.7
5	BAILLY SARAH	Blaye 1	2007	7.9	8.9	10.1	10.4	37.3
	LINE SARRAMIA CLARA	Blaye 2	2010	9.3	8.6	9.8	9.6	37.3
	PINEAU-RAYNAUD JADE	Blaye 2	2010	9.3	8.3	9.5	10.2	37.3
8	TANGUY MANON	Clapiers	2008	8.7	10.0	8.6	9.6	36.9
9	BRIFFOTEUX LOANE	Blaye 2	2008	8.8	9.5	9.4	9.1	36.8
10	PECASTAING MAIA	Blaye 1	2009	9.0	8.3	9.8	9.5	36.6
	RIBEIRO ELIN	Clapiers	2008	8.6	9.9	9.4	8.7	36.6
12	BARCIA ELSA	St Estève	2010	9.0	8.6	9.2	9.7	36.5
13	MERCURI-BESSON MONA	St Estève	2008	8.3	8.5	10.0	9.5	36.3
	VERAY LAURELINE	Moissac	2009	7.8	9.2	10.2	9.1	36.3
15	CAPEYRON LILOU	St Estève	2009	8.9	9.3	9.8	8.2	36.2
	ORTAL MELISSA	St Estève	2008	9.4	7.7	9.4	9.7	36.2
17	LASSERRE LEANE	Blaye 1	2008	8.8	7.6	9.4	9.8	35.6
18	JACQUET-ROTA VICTORIA	Bagnols Lalune 2	2009	8.0	9.5	9.7	8.1	35.3
19	POUZELGUES CHIARA	Moissac	2009	7.9	8.1	9.3	9.5	34.8
20	BERLINGER CLEMENCE	Blaye 2	2010	8.5	9.1	9.0	8.1	34.7
21	GRANDURY EMELINE	Blaye 2	2008	7.1	8.1	9.6	9.6	34.4
22	CHATELIN ROMANE	Moissac	2010	7.9	8.5	8.9	9.0	34.3
23	POULIQUEN REINE	Moissac	2009	7.6	7.1	9.6	9.2	33.5
24	MERIC-BUZENAC CINDY	Moissac	2006	6.1	8.4	8.4	10.5	33.4
25	CHTOUROU SHAHD	Bagnols Lalune 2	2009	6.7	8.0	8.2	9.7	32.6
26	MITRASOUF MAËLYS	Blaye 1	2009	8.1	8.6	7.7	7.4	31.8
	BATAILLE PAULINE	Bagnols Lalune 2	2010	7.7	8.6	8.9	6.6	31.8
28	CHATIRON CLARYS	Blaye 1	2010	9.0	6.8	8.8	6.9	31.5
29	ALBERTO BELY LOANE	Moissac	2009	6.9	8.3	7.9	7.5	30.6
30	MUNOZ MARION	Bagnols Lalune 2	2010	6.9	7.0	8.6	7.3	29.8
31	JOLY TESS	St Estève	2010	0.0	8.9	8.6	9.4	26.9

6. MASCULIN NIVEAU5 7-14 ans . SA_DA (individuels)

6.1. Résultats par équipes

	Equipe	Club							Total
1	Volvic	63--Volvic	30.6	28.2	34.3	33.4	32.7	30.6	189.8
2	Tours GC	37--Tours Gymnastique Club	31.9	28.7	32.3	31.5	34.0	31.0	189.4
3	Muret	31--Le Ralliement	25.0	29.1	29.6	30.0	32.2	30.4	176.3
4	Lafrançaise 2	82--Judo gym club lafrançaise	24.5	29.2	28.9	31.0	31.9	28.7	174.2
5	Castelsarrasin	82--Le défi castelsarrasinois	27.7	23.7	26.8	31.2	30.0	30.0	169.4
6	UFOLEP 63	63--Clermont st- jacques gymnastique	29.0	27.6	22.2	28.6	29.8	28.0	165.2
7	St Chély	48--Gym club barraban	27.6	25.0	19.5	29.9	29.5	29.6	161.1
8	Reze	44--AEPR Amicale Laique	18.8	21.9	19.4	25.9	28.3	29.4	143.7
9	Chateauroux	36--ASPTT GYM	19.4	11.8	14.0	17.6	24.1	14.9	101.8

6.2. Résultats individuels

	Gymnaste	Equipe	Anne e							Total
1	DURAND LOUIS	Tours GC	2007	10.8	10.2	11.8	10.9	11.6	10.9	66.2
2	AMON JIMMY	Volvic	2010	10.3	9.8	11.9	11.3	11.4	10.7	65.4
3	MARCHAND ANTOINE	Tours GC	2007	10.6	10.8	11.0	10.3	11.7	10.8	65.2
4	SIMONIS MAXIME	Castelsarrasin	2007	11.7	8.5	10.7	10.9	11.5	11.3	64.6
5	BAUP PACTEAU ETIENNE	Muret	2009	8.6	12.3	10.8	10.3	10.9	10.5	63.4
6	PALLIER YANAEL	UFOLEP 63	2009	12.1	12.2	6.2	10.6	10.9	11.3	63.3
7	DEGOUTTE MAYOL	Volvic	2010	10.8	9.3	10.6	11.1	10.5	9.5	61.8
8	STEFFEN PAUL	Volvic	2009	9.5	8.6	11.0	11.0	10.8	10.4	61.3
9	MULOT THEO	St Chély	2009	10.4	9.2	8.6	9.8	10.3	11.0	59.3
10	LAFAGE JULES	Lafrançaise 2	2009	8.7	9.3	10.1	9.5	11.0	9.5	58.1
11	DUTERTRE FLORIAN	Muret	2010	9.3	8.9	8.5	9.9	11.0	9.9	57.5
12	ISSOLAN CLÉMENT	Lafrançaise 2	2010	7.5	9.8	8.3	10.2	10.2	10.1	56.1
13	MATEOS ELOAN	Tours GC	2011	10.4	7.7	9.5	10.1	9.0	9.3	56.0
14	CLAVIERES MAXIME	Lafrançaise 2	2010	8.3	9.3	8.2	10.6	10.3	8.9	55.6
15	GRAINDORGE SIMEON	Chateauroux	2012	9.1	8.7	8.2	10.3	9.7	9.5	55.5
16	SIMPSON ELOUAN	Muret	2011	7.1	7.9	10.3	9.8	10.3	10.0	55.4
17	FERNANDEZ GABIN	Volvic	2009	7.7	9.1	11.4	9.9	9.5	7.6	55.2
18	LE-GAC ÉLIOT	Tours GC	2009	10.5	7.7	9.2	9.9	8.9	8.7	54.9
19	SOTO TAO	Lafrançaise 2	2007	4.2	10.1	10.5	10.2	10.6	9.1	54.7
20	DANGREAU BAPTISTE	Tours GC	2012	9.5	6.7	8.1	10.3	10.7	9.1	54.4
21	MEUNIER BENJAMIN	Castelsarrasin	2009	9.2	8.3	8.0	10.0	8.7	8.9	53.1
22	JABAUDON ANTOINE	UFOLEP 63	2009	8.1	8.0	9.3	9.0	9.0	9.6	53.0
23	NEMETH ERWAN	St Chély	2010	9.1	9.3	3.4	10.3	10.3	10.3	52.7
24	HOPPSTADTER TIMOTHE	Castelsarrasin	2011	5.8	6.4	8.1	10.1	8.7	9.8	48.9
	LEBON LOANN	UFOLEP 63	2008	8.8	7.4	6.7	9.0	9.9	7.1	48.9
26	SEBILEAU EVAN	Reze	2007	6.0	8.7	6.2	8.0	8.8	9.6	47.3
27	LETHUILLIER THIMOTÉ	Volvic	2010	7.4	7.8	7.9	9.0	8.4	6.3	46.8
	BARBIER SACHA	Reze	2008	4.8	6.8	6.2	8.9	9.4	10.7	46.8





29	VIEILLESCAZES CLEMENT	St Chély	2010	8.1	5.3	7.4	9.8	7.7	8.3	46.6
30	RIVAUX RÉMI	Lafrançaise 2	2011	7.3	4.3	8.2	8.8	9.6	7.8	46.0
31	STEFFEN GABIN	Volvic	2008	6.8	6.4	6.4	10.5	7.9	7.0	45.0
32	CHEVALLEREAU EYTAN	Reze	2010	6.8	5.3	7.0	7.5	9.8	8.3	44.7
33	TESSARO ELIE	Castelsarrasin	2010	5.1	5.3	7.8	9.6	8.0	8.5	44.3
34	BOUISSOU VALENTIN	Lafrançaise 2	2009	5.6	4.4	6.9	10.2	9.4	7.7	44.2
35	FOURCADE ELIOTT	St Chély	2011	7.7	6.5	3.5	9.1	8.9	8.2	43.9
36	COURJAULT PABLO	Reze	2008	6.0	6.4	5.3	8.8	8.5	7.8	42.8
37	GOUBY TRISTAN	Reze	2009	2.1	5.4	5.5	8.2	9.1	9.1	39.4
38	BOURGOIN LUBIN	Castelsarrasin	2011	5.9	5.3	4.4	10.2	7.3	3.7	36.8
39	BOURGOIN VADIM	Castelsarrasin	2011	6.8	6.9	4.7	0.0	9.8	7.9	36.1
40	GUIPAIN TIMEO	Chateauroux	2013	7.0	2.7	2.9	7.3	7.4	3.8	31.1
41	SUBIRATS JONAS	Chateauroux	2012	3.3	0.4	2.9	0.0	7.0	1.6	15.2
42	CARSALADE LOUKA	Muret	2008	0.0	0.0	0.0	0.0	0.0	0.0	0.0
	QUESNOY THOMAS	Muret	2008	0.0	0.0	0.0	0.0	0.0	0.0	0.0
	PAUPRET GABIN	Chateauroux	2010	0.0	0.0	0.0	0.0	0.0	0.0	0.0
	YUCEL EREN	Chateauroux	2013	0.0	0.0	0.0	0.0	0.0	0.0	0.0

7. FEMININ NIVEAU1 11-18 ans . SA_DA (individuels)

7.1. Résultats par équipes







	Equipe	Club					Total
--	--------	------	--	---	---	---	-------

7.2. Résultats individuels







	Gymnaste	Equipe	Annee					Total
1	ESCOLAR ELENA *	Biarritz 1 (indiv) (indiv)	2004	0.0	0.0	0.0	0.0	0.0

8. MASCULIN NIVEAU3 11 + . SA_DA (individuels)

8.1. Résultats par équipes







	Equipe	Club							Total
1	Castelnau le lez	34--GSL34.com - Castelnau le Lez	38.3	38.7	39.5	38.2	38.0	36.9	229.6
2	Lormont	33--Club gymnique lormontais	36.3	28.9	39.8	38.0	34.6	34.6	212.2
3	Muret	31--Le Ralliement	37.9	29.5	37.7	36.3	36.2	33.0	210.6

8.2. Résultats individuels







	Gymnaste	Equipe	Anne e							Total
1	BERTRAND NICOLAS	Castelnau le lez	2003	12.6	13.1	13.1	13.1	13.0	11.3	76.2
2	SARIE LUCAS	Muret	1989	12.7	12.7	13.2	12.7	12.2	12.6	76.1
3	DARMAYAN CHRISTOPHE	Castelnau le lez	1995	11.8	12.9	13.0	12.5	12.3	12.4	74.9
	MARQUES OSCAR	Castelnau le lez	2002	12.4	12.7	13.4	12.6	12.4	11.4	74.9
5	MARTIN THÉODORE	Castelnau le lez	2004	12.6	10.8	13.0	11.7	12.6	13.1	73.8
6	SCHMUTZ LYRIANN	Lormont	2002	12.4	9.8	13.4	13.2	11.1	13.0	72.9
7	TERRADE YANN	Lormont	2000	12.8	11.3	12.9	12.4	12.1	10.6	72.1
8	JAGUENEAU ETIENNE	Lormont	1995	11.1	7.8	13.5	12.4	11.4	11.0	67.2
9	RIVALLAND QUENTIN	Muret	1998	12.5	7.7	11.9	11.3	12.6	10.8	66.8
10	DOUSSAT PHILIPPE *	Tours GC 1 (indiv) (indiv)	1973	11.6	10.0	11.7	10.7	11.4	9.7	65.1
11	PRADIER VINCENT	Castelnau le lez	1999	13.1	7.5	12.8	0.0	12.0	9.8	55.2
12	SOGLIA ENZO	Muret	2002	0.0	9.1	11.0	12.3	11.2	9.6	53.2
13	GALIANA MATHIS	Muret	2002	12.7	5.8	12.6	0.0	11.4	8.4	50.9
14	BEGUE FLORIAN	Castelnau le lez	1995	0.0	4.2	12.4	12.2	12.1	0.0	40.9
15	ETOURNEAU YOHANN	Lormont	2002	6.7	0.0	3.4	10.7	5.9	0.7	27.4
16	BESANCON MARC	Lormont	2004	0.0	7.2	0.0	12.1	0.0	0.0	19.3
17		Lormont	0	0.0	0.0	0.0	0.0	0.0	0.0	0.0
	TOSCA ADRIEN	Muret	1997	0.0	0.0	0.0	0.0	0.0	0.0	0.0
		Muret	0	0.0	0.0	0.0	0.0	0.0	0.0	0.0

9. MASCULIN NIVEAU4 11 + . SA_DA (individuels)

9.1. Résultats par équipes

	Equipe	Club							Total
1	Cabestany	66--COC Gymnastique	38.2	37.1	36.9	37.6	37.9	38.0	225.7
2	Castelnau le lez	34--GSL34.com - Castelnau le Lez	38.4	38.9	37.7	34.3	37.9	35.4	222.6
3	Muret	31--Le Ralliement	36.3	33.8	36.1	35.0	36.1	30.3	207.6
4	Lafrançaise	82--Judo gym club lafrançaise	35.8	32.9	35.5	34.0	34.9	33.8	206.9
5	La cantalienne	15--La cantalienne	35.5	32.5	33.7	34.9	36.4	29.7	202.7
6	Clermont ferrand	63--Clermont st- jacques gymnastique	37.1	31.3	33.8	33.8	35.1	31.4	202.5
7	UFOLEP 63	63--Ste gymnastique la thiernoise	37.2	29.0	35.5	34.3	34.1	28.0	198.1
8	Cournon	63--Cournon d'Auvergne Gym	34.7	26.4	27.2	32.8	30.7	22.9	174.7
9	Orvault	44--A.L.P.C Orvault	29.0	25.6	28.8	31.2	30.8	26.1	171.5







9.2. Résultats individuels

	Gymnaste	Equipe	Anne e							Total
1	MERCADER YANN	Cabestany	2004	13.0	12.8	12.2	13.1	12.7	12.9	76.7
2	BRUNET GALDRIC	Castelnau le lez	2007	12.6	13.4	12.9	10.6	12.8	11.8	74.1
3	RAAS ANTONIN	Cabestany	2004	12.6	12.1	12.3	12.5	12.2	11.4	73.1
4	LAFAGE SASHA	Lafrançaise	2005	12.1	12.4	12.0	12.3	12.4	11.6	72.8
5	BONAL SYLVAIN	La cantalienne	2004	13.0	11.0	11.9	12.8	12.1	11.7	72.5
6	MAILLARD-JARNOUX ELOUAN	Orvault	2003	12.5	10.9	12.3	11.4	13.0	12.0	72.1
7	SEMAIL RAVEL YOUNES	Cabestany	2007	12.3	11.6	11.0	12.0	12.3	12.5	71.7
	GEORGET KILIAN	UFOLEP 63	2004	12.8	11.1	12.7	12.2	11.7	11.2	71.7
9	LARCHER REMI	Muret	2003	12.4	12.6	11.7	11.2	12.1	11.6	71.6
10	BELIARD ANTOINE	Castelnau le lez	2004	13.1	12.1	11.6	10.5	12.2	11.9	71.4
11	PENEAU CLEMENTIN	Cabestany	2006	10.4	12.2	12.4	10.7	12.9	12.6	71.2
12	AUGER SIMON	Clermont ferrand	1992	12.4	10.4	12.4	11.6	12.1	11.1	70.0
13	FRANCERIES FLORENT	Lafrançaise	2002	12.6	11.2	11.8	11.0	11.6	11.3	69.5
14	RIVIERE LUCAS	Castelnau le lez	2006	12.2	8.9	12.0	12.4	11.9	11.7	69.1
15	PAGLIAI AXEL	Muret	2001	12.5	11.1	9.6	12.6	12.3	10.9	69.0
16	BERTHELOT EVAN	Cabestany	2007	12.6	10.2	11.2	10.4	11.4	9.8	65.6
	DA SILVA GREGORY	La cantalienne	2007	11.1	11.0	10.8	11.0	12.6	9.1	65.6
	TALON XAVIER	Clermont ferrand	1983	12.2	10.1	9.8	10.9	10.6	12.0	65.6
19	DARMAYAN GRÉGOR Y	Castelnau le lez	2005	12.4	12.0	12.1	10.8	12.0	6.0	65.3
20	TURPIN NOLAN	La cantalienne	2007	11.4	10.5	11.0	11.1	11.7	8.9	64.6
	RAMAHANDRIARIVEL CYRIL	Clermont ferrand	1987	12.0	10.8	10.5	11.3	11.7	8.3	64.6
	STERCKLEN EVAN	Lafrançaise	2005	11.1	9.3	11.7	10.7	10.9	10.9	64.6
23	RAMASY-CLEMENT SLOAN	Cabestany	2008	12.4	11.4	8.8	11.1	11.5	9.0	64.2
24	THUEL CHASSAIGNE PIERRE	UFOLEP 63	2004	12.2	8.9	11.7	11.4	11.0	8.9	64.1
25	AUBERT THOMAS	Clermont ferrand	1986	12.5	9.0	10.9	10.2	11.3	8.2	62.1
26	CAMBOURS EDEN	Muret	2003	11.3	10.0	12.4	10.7	10.0	7.2	61.6
27	GUITARD ANTONIN	Cournon	2006	12.2	11.6	8.8	10.2	10.2	8.5	61.5
28	DRUILHET BASTIEN	Muret	1999	9.8	9.8	11.9	11.2	11.6	7.1	61.4







29	SARTRE BASTIEN	Cournon	2006	11.5	9.4	11.8	10.6	10.2	7.8	61.3
30	RODRIGUES DE ARANJO ESTEVAN	Muret	2009	11.4	8.1	11.8	10.4	11.7	7.8	61.2
31	TORRES UNAI	Castelnau le lez	2002	12.7	12.2	12.7	11.1	12.3	0.0	61.0
32	BABY SACHA	Castelnau le lez	2005	0.0	13.3	12.0	9.6	12.8	11.5	59.2
	DEGOUTTE BASILE	UFOLEP 63	2005	11.1	9.0	11.1	10.6	11.4	6.0	59.2
34	LALLART GABRIEL	Clermont ferrand	2005	10.4	9.6	10.5	10.7	10.3	6.3	57.8
	COSSON LEO	Orvault	2001	10.2	8.5	10.2	10.1	11.1	7.7	57.8
36	AMON NOLANN	UFOLEP 63	2006	12.2	8.1	8.6	10.7	8.9	7.9	56.4
37	WASER VIRGILE	Muret	2002	9.8	10.1	9.3	11.0	9.4	5.3	54.9
38	BOUSQUET ELIOT	La cantalienne	2007	10.4	9.5	3.9	10.7	10.7	7.9	53.1
39	SÉRÉ TAÔ	Cournon	2010	10.7	5.4	6.6	10.8	10.3	6.6	50.4
40	MAHE BREWANN	Orvault	2008	6.3	6.2	6.3	9.7	6.7	6.4	41.6
41	BARRAU LOUIS	La cantalienne	2009	6.5	6.2	2.9	9.9	7.9	2.1	35.5
42	BRENELLIERE LEO	Lafrançaise	2007	7.5	6.1	2.1	9.4	5.0	3.6	33.7
43	LEVADOUX TIM	Cournon	2003	11.0	0.0	0.0	11.4	0.0	0.0	22.4
44	AUTHEMAYOU MATHIS	La cantalienne	2009	0.0	0.0	0.0	0.0	0.0	0.0	0.0
	FOUILLIT LOHE	Cournon	2005	0.0	0.0	0.0	0.0	0.0	0.0	0.0
		Cournon	0	0.0	0.0	0.0	0.0	0.0	0.0	0.0
	FILLAT ALEXIS	Clermont ferrand	1990	0.0	0.0	0.0	0.0	0.0	0.0	0.0
		UFOLEP 63	0	0.0	0.0	0.0	0.0	0.0	0.0	0.0
		UFOLEP 63	0	0.0	0.0	0.0	0.0	0.0	0.0	0.0
	DAVID THÉO	Lafrançaise	2001	0.0	0.0	0.0	0.0	0.0	0.0	0.0
		Lafrançaise	0	0.0	0.0	0.0	0.0	0.0	0.0	0.0
		Orvault	0	0.0	0.0	0.0	0.0	0.0	0.0	0.0
		Orvault	0	0.0	0.0	0.0	0.0	0.0	0.0	0.0
		Orvault	0	0.0	0.0	0.0	0.0	0.0	0.0	0.0

10. MASCULIN NIVEAU5 11-16 ans . SA_DA (individuels)

10.1. Résultats par équipes

	Equipe	Club							Total
1	Castelnau le lez	34--GSL34.com - Castelnau le Lez	35.0	35.1	34.1	33.5	36.5	35.1	209.3
2	Muret	31--Le Ralliement	32.1	31.5	27.2	30.8	33.5	33.0	188.1

10.2. Résultats individuels

	Gymnaste	Equipe	Anne e							Total
1	MINELLA JULES	Castelnau le lez	2007	12.2	12.3	11.8	11.3	12.5	11.6	71.7
2	REMI JULES	Castelnau le lez	2010	11.5	11.5	11.3	11.0	12.1	11.7	69.1
3	FRANÇOIS KYLIAN	Castelnau le lez	2005	11.3	11.3	11.0	11.2	11.6	11.7	68.1
4	OBERT MAXIME	Castelnau le lez	2009	10.7	10.9	10.1	10.0	11.9	11.7	65.3
5	CAMPARIOL ANAEL	Muret	2010	11.0	11.5	8.8	10.5	11.6	10.9	64.3
6	PALERMO EMILE	Castelnau le lez	2008	10.4	9.7	9.7	10.5	11.2	10.9	62.4
7	ALEGRE CLEMENT	Muret	2006	10.3	9.7	9.1	10.2	10.9	11.3	61.5
8	BORDES MAXENCE	Muret	2009	10.8	10.3	9.3	9.5	10.4	10.5	60.8
9	GALIANA MARVIN	Muret	2009	10.1	8.2	7.8	10.1	11.0	10.8	58.0
10	SCHAUER PAUL EMILE	Castelnau le lez	2006	7.4	10.1	10.8	8.9	11.2	8.3	56.7

11. MASCULIN NIVEAU6 7-10 ans . SA_DA (individuels)

11.1. Résultats par équipes

	Equipe	Club							Total
1	Cabestany	66--COC Gymnastique	33.4	30.6	32.3	32.7	32.7	32.4	194.1
2	Muret 1	31--Le Ralliement	33.8	30.8	30.3	31.4	34.3	32.7	193.3
3	Muret 2	31--Le Ralliement	32.7	29.9	30.1	30.7	32.7	32.5	188.6
4	Castelnau le lez 2	34--GSL34.com - Castelnau le Lez	31.9	28.8	28.7	31.3	32.6	34.7	188.0
5	Castelnau le lez 1	34--GSL34.com - Castelnau le Lez	32.0	26.2	27.3	29.5	24.5	30.4	169.9
6	Cournon	63--Cournon d'Auvergne Gym	31.0	22.0	30.4	28.2	32.0	22.0	165.6
7	UFOLEP 37	37--AS LUYNES GYM- ENFANTS	29.7	21.3	21.7	27.0	24.1	23.8	147.6

11.2. Résultats individuels


	Gymnaste	Equipe	Année							Total
1	MOSKALENKO HEORHI	Cabestany	2012	11.3	11.8	10.9	10.8	11.7	10.7	67.2
2	CAPDEVEILLE SACHA	Muret 2	2011	10.9	10.5	11.1	10.4	11.0	11.5	65.4
3	BERNAL ASHTON	Muret 1	2011	11.0	8.9	10.4	10.9	11.7	11.3	64.2
	LABIDOIRE MALO	Muret 1	2012	11.2	10.4	10.1	10.3	11.5	10.7	64.2
5	GROULT ETHAN	Castelnau le lez 2	2011	10.8	8.5	11.2	9.9	11.6	11.9	63.9
6	EGIDO LUCAS	Cabestany	2011	11.1	9.1	10.7	11.3	10.5	10.8	63.5
7	GROULT NOÉ	Castelnau le lez 2	2011	11.3	10.5	8.4	10.7	11.2	11.0	63.1
8	EL KALI ZIAD	Muret 1	2011	11.2	10.4	9.3	10.0	11.1	10.7	62.7
9	GARCIA VALENTIN	Muret 1	2013	11.4	10.0	9.8	10.2	10.7	10.4	62.5
10	LIROLA LORENZO	Muret 2	2012	10.8	9.7	10.1	10.4	10.2	10.4	61.6
11	BAUJARD DJESSY	Muret 2	2013	11.0	9.7	8.9	9.9	11.2	10.6	61.3
12	L'HOMME GASPARD	Castelnau le lez 2	2011	9.8	9.8	9.1	10.7	9.8	11.8	61.0
13	RAMASY CLEMENT NATEO	Cabestany	2011	11.0	9.7	9.4	10.6	9.8	10.3	60.8
14	BOUDIER GAETAN	Cournon	2014	10.2	7.8	10.1	10.1	10.9	10.3	59.4
15	FONS EVAN	Cabestany	2014	10.9	6.9	10.7	9.4	10.5	10.9	59.3
16	MATHIEU BATISTE	UFOLEP 37	2011	11.1	9.2	9.1	9.4	9.0	10.0	57.8
17	KESKES AYOUB	Castelnau le lez 1	2012	10.6	9.3	9.1	10.3	6.4	11.5	57.2
18	EL HABOUBI ALIANE NAEL	Castelnau le lez 1	2014	10.9	7.9	9.7	9.3	8.5	9.5	55.8
19	TRIOLET THOMAS	Muret 2	2012	10.1	9.0	8.9	8.3	10.5	8.4	55.2
20	CORDEIRO ELYANN	Muret 2	2013	10.1	9.1	7.3	9.0	10.3	8.8	54.6
21	NIKITINE NOÉ	Castelnau le lez 1	2012	10.2	8.6	8.5	9.1	8.4	9.4	54.2
22	BRUN UGO	Cournon	2013	10.5	7.8	9.6	9.6	10.6	5.9	54.0
23	DE BUEN LOEIZ	Cabestany	2012	10.3	8.1	8.8	9.0	9.3	8.4	53.9
24	MORERE SOHAN	Cournon	2012	10.3	6.4	10.7	8.5	10.5	5.8	52.2
25	VEBERFERRIZ QUENTIN	Cabestany	2014	10.6	7.4	8.3	8.9	9.3	7.6	52.1
26	LABIA ILIAN	Muret 1	2011	10.2	6.9	8.4	8.8	8.3	9.0	51.6
27	GALIBAKA NOHA	UFOLEP 37	2012	10.4	8.8	6.7	9.2	8.7	7.0	50.8
28	LAGUERRE LÉON	Castelnau le lez 1	2014	10.5	6.1	8.0	8.9	7.2	9.0	49.7
29	CARON ELIOA	Castelnau le lez 1	2014	10.0	8.3	7.5	9.9	7.6	2.4	45.7
30	DULOISY EVAN	UFOLEP 37	2012	8.2	3.3	5.9	8.4	6.4	6.8	39.0
31	BAILLY MAHÉ	Cournon	2014	0.0	0.0	0.0	0.0	0.0	0.0	0.0
	JOUVET NATHAN	Cournon	2013	0.0	0.0	0.0	0.0	0.0	0.0	0.0

12. FEMININ NIVEAU7 11 + . SA_DA (individuels)

12.1. Résultats par équipes

	Equipe	Club					Total
1	Muret	31--Le Ralliement	37.1	39.6	40.5	40.3	157.5
2	Marvejols	48--Gymnastique sportive marvejolaise	37.1	37.7	39.9	39.3	154.0
3	St Estève	66--Gym club st esteve	37.3	38.3	38.8	38.2	152.6
4	Laverune	34--Gymnastique foyer rural laverune	38.0	39.0	40.7	34.7	152.4
5	Tonneins	47--Gym pour tous sj tonneins	37.0	34.1	38.7	38.7	148.5
6	Villefranche de rouergue	12--La Perle Villefranchoise	36.2	34.9	38.6	33.9	143.6
7	Bram	11--Assoc.sportive La Patriote Bram	0.0	0.0	0.0	0.0	0.0

12.2. Résultats individuels

	Gymnaste	Equipe	Annee					Total
1	DOMINGUES ENOLA	Muret	2007	9.9	10.5	10.5	10.0	40.9
2	DEVEZA ANAÉ	Laverune	2010	10.1	10.5	10.1	9.4	40.1
3	ARBLADE MARIE	Tonneins	2001	10.0	10.1	9.6	10.1	39.8
4	TRINTY LOUANE	Muret	2007	8.9	10.2	10.3	10.1	39.5
5	BEAUFORT MANON	Marvejols	2008	9.3	9.8	10.1	10.1	39.3
6	MOLTENI MAELIA	Marvejols	2005	8.7	9.9	10.0	10.1	38.7
7	BOURDIOL MATHILDE	Tonneins	2001	10.0	9.0	10.1	9.5	38.6
	RHAJEM ALAA	St Estève	2008	9.4	9.7	9.6	9.9	38.6
9	REGAZZONI MANON	Laverune	2009	9.1	9.6	10.1	9.2	38.0
10	JOUANNEAU LYNA	Laverune	2010	9.5	9.5	10.0	8.8	37.8
11	TURIERE MARGAUX	Marvejols	2008	8.9	9.3	9.9	9.6	37.7
	CHARTIER-LELIEVRE MAYA	St Estève	2006	8.7	9.5	9.8	9.7	37.7
13	BOURDIOL VANESSA	Tonneins	1999	9.1	9.1	9.6	9.8	37.6
14	MARINO LISA	Muret	2005	9.1	8.5	9.8	10.1	37.5
15	SOTO MARGOT	St Estève	2008	9.6	8.6	9.5	9.6	37.3
16	COTRET-PRATA MAÏLEE	Villefranche de rouergue	2008	9.1	10.1	9.6	8.4	37.2
	MASNIN ELISA	Villefranche de rouergue	2004	9.2	8.5	9.9	9.6	37.2
18	MOULIN PHILIPINE	Marvejols	2008	10.2	8.2	9.3	9.4	37.1
	ALBESPY ELORA	Villefranche de rouergue	2006	9.9	9.4	9.5	8.3	37.1
20	PRIEU SICART ALICIA	St Estève	2004	9.3	10.1	9.3	8.1	36.8
21	CHENARD EMMA	St Estève	2008	9.0	8.7	9.9	9.0	36.6
22	LE HEURT STESSY	Laverune	2008	9.3	9.4	10.5	7.3	36.5
23	CUCUROU MAELYS	Muret	2007	8.9	7.4	9.9	10.1	36.3
24	PARIZE ELYNE	Muret	2008	9.2	7.5	9.7	9.5	35.9
25	PLAGNES HELOISE	Marvejols	2007	8.7	8.0	9.9	9.1	35.7
26	MELOT PAULINE	St Estève	2005	8.8	9.0	9.1	8.7	35.6
27	PEYTAVIN ELISE	Marvejols	2008	8.2	8.7	8.7	9.5	35.1
28	GUARDIOLA LAVERGNE LOUNA	Tonneins	2006	7.9	5.9	9.4	9.3	32.5
29	MASNIN ALYCIA	Villefranche de rouergue	2008	8.0	6.9	9.6	7.6	32.1

30	BAPTISTA VAZ CLARA	Muret	2007	0.0	10.4	9.4	9.9	29.7
31	HAREL FAUSTINE	Laverune	2009	0.0	0.0	0.0	0.0	0.0
	LAPASSET LÉA	Laverune	2005	0.0	0.0	0.0	0.0	0.0
	ALBERT CLARA	Bram	2005	0.0	0.0	0.0	0.0	0.0
	CECCON OCEANE	Bram	2007	0.0	0.0	0.0	0.0	0.0
	CRISPYN CELIA	Bram	2004	0.0	0.0	0.0	0.0	0.0
	CRISPYN MAELYS	Bram	2007	0.0	0.0	0.0	0.0	0.0
	LAMBIJOU LUCIE	Bram	2007	0.0	0.0	0.0	0.0	0.0
	NOUVEL ROMANE	Bram	2007	0.0	0.0	0.0	0.0	0.0
	CARRER LAETITIA	Tonneins	1986	0.0	0.0	0.0	0.0	0.0
	FACCI ANGELIQUE	Tonneins	1989	0.0	0.0	0.0	0.0	0.0
	DELERIS LOUISE	Villefranche de rouergue	2008	0.0	0.0	0.0	0.0	0.0
	GAUCHY--BERRUYER GABRIELLE	Villefranche de rouergue	2007	0.0	0.0	0.0	0.0	0.0

13. MASCULIN NIVEAU6 7-14 ans . SA_DA (individuels)

13.1. Résultats par équipes

	Equipe	Club								Total
1	Mazamet	81--L'hautpouloise	32.3	30.4	32.8	30.2	32.7	35.0	193.4	
2	Clermont ferrand	63--Clermont st-jacques gymnastique	31.6	31.9	29.9	31.2	30.2	33.6	188.4	
3	Lormont	33--Club gymnique lormontais	32.0	31.1	28.9	31.4	30.7	27.7	181.8	
4	Pont du chateau	63--La jeune gaule	30.5	31.3	26.3	29.4	29.3	32.2	179.0	
5	Thiers	63--Ste gymnastique la thiernoise	32.4	31.4	25.7	28.4	28.0	31.2	177.1	
6	Tours GC	37--Tours Gymnastique Club	31.9	29.5	23.8	29.7	24.9	29.0	168.8	
7	Monts	37--GSM	30.4	26.8	28.3	29.2	25.7	27.1	167.5	
8	Tonneins	47--Gym pour tous sj tonneins	29.8	27.7	21.6	28.8	27.1	29.6	164.6	
9	La cantalienne	15--La cantalienne	30.5	26.4	22.5	26.9	21.8	30.5	158.6	
10	Reze	44--AEPR Amicale Laïque	27.7	27.2	19.8	28.3	21.3	24.0	148.3	
11	Vigneux de bretagne	44--Amicale gymnique la paquelais vigneux de bretagne (agpv)	20.3	17.8	14.9	17.3	15.9	17.3	103.5	

13.2. Résultats individuels

	Gymnaste	Equipe	Annee								Total
1	SANCHEZ GABIN	Mazamet	2007	10.3	9.8	11.5	10.7	11.1	11.7	65.1	
2	UTA STEPHANE	Clermont ferrand	2012	10.6	11.1	10.7	10.7	10.4	11.5	65.0	
3	OURLIAC ALEXIS	Mazamet	2010	10.9	10.2	10.8	9.9	11.0	12.0	64.8	
4	RIVIERE ETHAN	Lormont	2010	11.2	10.7	10.3	10.7	10.5	10.1	63.5	
5	BACOU LOIC	Mazamet	2009	10.5	9.7	10.5	9.4	10.6	11.3	62.0	
6	PAQUET RAPHAEL	Clermont ferrand	2010	10.2	10.7	9.7	10.3	10.1	10.9	61.9	
7	BARRAS TYMÉO	Tours GC	2008	10.9	10.8	9.0	10.4	9.0	10.8	60.9	
8	LEBON KENZO	Clermont ferrand	2012	10.6	10.1	9.5	9.4	9.7	11.2	60.5	
9	REGNIER MATISSE	Lormont	2010	10.6	9.5	10.3	10.1	10.9	8.9	60.3	
	GUARDIOLA LAVERGNE LEO	Tonneins	2009	10.6	9.4	7.5	9.9	10.9	12.0	60.3	
11	GASTON LEO	Mazamet	2010	10.7	10.4	10.4	9.6	8.6	9.7	59.4	
12	PERICARD MATHIEU	Pont du chateau	2011	10.2	10.6	8.3	9.6	10.0	10.5	59.2	
13	BERNE MAHE	Thiers	2011	10.7	10.6	7.5	8.5	10.5	11.3	59.1	
14	IVANEC BLAISE	Pont du chateau	2010	10.2	10.8	8.8	9.9	9.6	9.6	58.9	
15	DEHAUDT MAHÉ	Monts	2009	9.7	9.0	9.1	9.8	9.7	11.5	58.8	
16	IMBERT ETHAN	Thiers	2012	11.0	10.1	9.3	9.5	9.6	9.2	58.7	
17	GAYARD ANTONIN	Pont du chateau	2012	9.7	9.9	8.3	9.9	9.7	10.5	58.0	
18	BENEDI SÉBASTIEN	Pont du chateau	2011	10.1	8.7	9.2	9.3	9.3	11.2	57.8	
19	BERGZOLL ARTHUR	Clermont ferrand	2012	10.4	9.2	8.6	10.2	9.1	9.5	57.0	
20	EISENMANN MANUEL	Clermont ferrand	2010	9.7	8.9	8.2	9.9	8.5	10.9	56.1	
21	FAYET ADONIS	Thiers	2010	10.6	9.2	7.8	9.7	7.9	10.7	55.9	
22	DURY ETIENNE	Thiers	2012	10.7	10.6	8.6	9.2	7.8	8.9	55.8	
23	DEBELLE NATHAN	Vigneux de bretagne	2011	10.9	9.8	7.9	9.9	8.9	8.3	55.7	
24	PANTENE UGO	La cantalienne	2008	10.4	9.7	8.7	8.3	7.6	10.8	55.5	
25	KAMAL YASSIR	Lormont	2010	10.2	9.6	8.3	10.6	8.6	8.1	55.4	
	DURAND THOMAS	Tours GC	2011	10.4	9.9	7.6	9.5	8.4	9.6	55.4	

27	DE SOUSA THIONE	Monts	2012	10.2	8.5	9.8	9.5	7.4	8.9	54.3
28	LAPLACE NATHANIEL	Tonneins	2011	10.2	10.0	8.1	9.6	8.5	7.7	54.1
29	LE CRENNE SOLEN	Mazamet	2012	10.7	9.7	9.6	8.1	8.9	5.4	52.4
30	REGNIER MILO	Lormont	2013	9.8	10.8	7.4	9.9	9.3	5.1	52.3
	RAGOT MALO	Reze	2012	9.8	9.6	6.1	9.5	7.9	9.4	52.3
32	JOSSE MERCIER TIMOTHE	Clermont ferrand	2010	9.6	6.8	7.9	8.1	8.8	10.7	51.9
	BELLY ENZO	Monts	2011	8.8	8.8	9.4	9.6	8.6	6.7	51.9
34	BOURDEN RAFAEL	Lormont	2011	10.2	7.5	7.7	9.8	7.6	8.7	51.5
	GIRAUD LUCAS	Thiers	2010	10.4	10.2	6.5	8.0	7.8	8.6	51.5
36	VIGEANT MARTIN	Tours GC	2011	9.6	8.8	7.2	9.8	7.5	8.5	51.4
37	GASDEBLAY UGO	La cantalienne	2011	9.6	8.9	6.7	7.6	6.5	10.3	49.6
38	SARNIGUET PARDO ESTEBAN	Tonneins	2010	9.0	8.3	6.0	8.9	7.5	9.8	49.5
39	DE SOUSA TIDIANE	Monts	2011	9.9	8.5	8.8	9.8	6.8	5.4	49.2
40	TENEAU GASPARD	Reze	2012	9.2	7.9	6.9	9.3	6.4	9.4	49.1
41	RICHARD PAUL	Monts	2012	10.2	9.0	7.3	9.5	7.4	5.4	48.8
42	BROQUERIE BAPTISTE	La cantalienne	2013	10.0	6.8	6.1	8.9	7.0	9.4	48.2
43	MOISSINAC CORENTIN	La cantalienne	2010	10.1	7.8	7.1	9.7	7.2	6.2	48.1
44	LETELLIER SACHA	Vigneux de bretagne	2011	9.4	8.0	7.0	7.4	7.0	9.0	47.8
45	PALOMO GIMENEZ OLIVER	Tonneins	2010	8.4	8.1	5.3	9.3	7.7	7.8	46.6
46	PORTEBOEUF ENZO	Tours GC	2013	9.5	6.8	5.9	8.1	6.5	8.6	45.4
47	SEYRAT MICHENET NOLAN	Tours GC	2014	10.6	8.5	5.4	7.5	6.0	6.8	44.8
48	GOYET ILAN	Monts	2012	10.0	8.0	7.5	9.0	5.4	4.6	44.5
49	SZEPERTYSKI POUILLY RONAN	Tonneins	2013	8.9	6.1	4.4	9.1	6.3	6.2	41.0
50	BEN AMMAR KHEIREDDINE	Reze	2011	8.7	4.5	6.8	9.5	6.9	3.8	40.2
51	VERGNIOL ELOAN	Tonneins	2013	8.9	6.0	2.8	8.5	6.1	5.8	38.1
52	DANDEC DELAUNAY ILAN	Reze	2010	8.6	9.7	3.4	0.0	6.5	5.2	33.4
53	VEILLOT NAO	La cantalienne	2010	0.0	0.0	0.0	0.0	0.0	0.0	0.0
	AYOUL YAOUANK	Vigneux de bretagne	2009	0.0	0.0	0.0	0.0	0.0	0.0	0.0
	ROMME ALBAN	Vigneux de bretagne	2008	0.0	0.0	0.0	0.0	0.0	0.0	0.0
	PASQUIER ADRIEN	Pont du chateau	2011	0.0	0.0	0.0	0.0	0.0	0.0	0.0
	DANDEC DELAUNAY MAEL	Reze	2013	0.0	0.0	0.0	0.0	0.0	0.0	0.0
	SOREL OSCAR	Reze	2012	0.0	0.0	0.0	0.0	0.0	0.0	0.0

14. MASCULIN NIVEAU6 11 + . SA_DA (individuels)

14.1. Résultats par équipes







	Equipe	Club							Total
1	UFOLEP 37	37--Gymnastique Sportive Esvres	29.2	24.3	24.7	28.5	26.9	24.3	157.9

14.2. Résultats individuels







	Gymnaste	Equipe	Anne e							Total
1	GOBIN BAPTISTE	UFOLEP 37	2008	11.3	9.0	9.7	10.7	10.8	10.6	62.1
2	DANE-GUIDAL TUAN	UFOLEP 37	2006	9.9	7.0	9.3	10.4	8.8	6.9	52.3
3	SASORITH MATHYS	UFOLEP 37	2010	6.3	8.3	5.7	7.4	3.6	6.8	38.1
4	BERAUD JULES	UFOLEP 37	2009	8.0	3.5	5.2	0.0	7.3	2.8	26.8

15. MASCULIN NIVEAU2 11 + . SA_DA (individuels)

15.1. Résultats par équipes







	Equipe	Club							Total
1	Cournon	63--Cournon d'Auvergne Gym	40.3	28.9	40.2	39.5	32.4	33.4	214.7

15.2. Résultats individuels







	Gymnaste	Equipe	Année							Total
1	DUBIEN ARNAUD	Cournon	1997	12.8	11.1	13.5	13.9	11.8	11.7	74.8
2	JAMET THOMAS *	Esvres 1 (indiv) (indiv)	1995	13.3	10.6	12.1	13.1	10.5	12.2	71.8
3	LACARRIERE EVAN	Cournon	2002	13.6	8.3	13.3	12.8	9.5	11.3	68.8
4	GRECK ADRIEN	Cournon	2000	13.5	9.5	12.2	12.8	10.0	10.2	68.2
5	DUBIEN LOIC	Cournon	1991	0.0	4.8	13.4	0.0	9.1	10.4	37.7
6	LAPLACE LOUIS	Cournon	2001	13.2	0.0	9.3	11.7	0.0	0.0	34.2
7	PUPIN MAXIME	Cournon	2001	10.2	0.0	10.2	0.0	10.6	0.0	31.0

16. MASCULIN NIVEAU5 11 + . SA_DA (individuels)

16.1. Résultats par équipes





	Equipe	Club							Total
1	Tonneins	47--Gym pour tous sj tonneins	32.9	35.2	35.9	34.5	36.9	36.8	212.2
2	Chateauroux	36--ASPTT GYM	31.2	35.9	36.3	33.5	36.5	35.3	208.7
3	Cabestany	66--COC Gymnastique	33.6	34.4	34.9	34.2	33.0	35.7	205.8
4	Esvres	37--Gymnastique Sportive Esvres	30.1	32.9	34.0	33.9	34.4	34.2	199.5
5	Reze	44--AEPR Amicale Laique	26.2	31.7	34.1	31.8	35.8	32.2	191.8

16.2. Résultats individuels





	Gymnaste	Equipe	Anne e							Total
1	LERAY ANTONY	Tonneins	1984	11.2	11.5	12.5	12.2	12.6	12.6	72.6
2	DUPOUY ANDY	Tonneins	2004	10.5	12.9	12.3	11.5	12.4	11.9	71.5
3	BERTHET ALEXIS	Chateauroux	1987	10.2	12.3	12.3	11.5	12.1	12.2	70.6
4	MOHAMED BOULEKBACHI ADIL	Cabestany	2004	12.1	11.2	12.0	12.3	10.6	12.0	70.2
5	LE MOING NATHAN	Reze	2005	11.4	11.1	12.1	11.0	12.1	12.4	70.1
6	GAILLOCHON MATTEO	Chateauroux	2002	10.2	11.9	12.4	10.1	12.5	11.9	69.0
7	RICHE SAM	Esvres	2004	10.7	11.1	11.7	11.3	12.3	11.2	68.3
8	DALLA CIA ROMAIN	Tonneins	2006	11.2	10.8	11.1	10.7	11.9	12.3	68.0
9	LASSALLE JULES	Cabestany	2007	10.8	11.5	11.4	10.9	11.4	11.9	67.9
10	HUSSON NOE	Esvres	2006	11.4	10.8	11.1	11.3	10.2	12.3	67.1
11	GRAINDORGE ANCELIN	Chateauroux	2007	9.5	11.7	11.6	11.3	11.9	11.0	67.0
12	POLI NINO	Cabestany	2008	10.2	11.5	11.5	10.3	10.4	11.1	65.0
13	LACAPERE JULES	Cabestany	2010	10.5	8.4	11.4	11.0	10.9	11.3	63.5
14	BATAILLE MARTINEZ CLEMENT	Cabestany	2008	10.7	10.4	11.3	9.8	10.7	10.2	63.1
15	SASORITH ADRIEN	Esvres	2007	8.0	11.0	11.2	10.0	11.8	10.7	62.7
16	MARCHE LILIAN	Chateauroux	2008	7.2	11.0	11.2	10.7	11.3	11.2	62.6
17	PALOMO GIMENEZ DANIEL	Tonneins	2007	8.5	10.7	11.1	10.8	10.3	10.4	61.8
18	PEYTHIEUX MAXINE	Reze	2004	5.9	10.7	11.9	9.9	12.4	9.6	60.4
19	CAMARA GREGORY	Tonneins	1982	9.5	9.6	8.7	10.6	9.2	11.0	58.6
20	AFONSO MARCOS	Esvres	2007	7.6	9.9	9.5	11.3	10.3	9.9	58.5
21	BRUNEAU SACHA	Reze	2005	8.9	7.4	10.1	9.7	9.5	10.2	55.8
22	GUEROUT TIMEO	Chateauroux	2009	9.6	7.6	7.8	9.9	9.2	9.5	53.6
23	GEORGY JOWAN	Chateauroux	2009	10.8	7.8	6.1	10.3	8.6	7.0	50.6
24	AUGE EVANN	Reze	2008	1.3	9.9	7.9	10.9	11.3	9.1	50.4
25	HERNANDEZ TOM	Cabestany	2007	0.0	11.4	10.7	0.0	10.3	11.8	44.2
26	JOURDAIN-JACQUIN KELIAN	Esvres	2006	0.0	0.0	0.0	0.0	0.0	0.0	0.0
	NADO LOUCKA	Tonneins	2008	0.0	0.0	0.0	0.0	0.0	0.0	0.0
	CAVALIE NATHAN	Reze	2006	0.0	0.0	0.0	0.0	0.0	0.0	0.0
	GOUGEON LOUIS	Reze	2004	0.0	0.0	0.0	0.0	0.0	0.0	0.0

17. FEMININ NIVEAU8 11 + . SA_DA (individuels)

17.1. Résultats par équipes

	Equipe	Club					Total
1	Perpignan	66--Uscm	35.9	35.9	38.1	39.5	149.4
2	Uzes	30--Club de gymnastique uzetia	27.2	21.7	27.6	26.1	102.6

17.2. Résultats individuels


	Gymnaste	Equipe	Annee					Total
1	DURAND AMAYA	Perpignan	2007	9.1	8.7	9.7	10.1	37.6
2	SEGURA MARTINEZ HINA	Perpignan	2007	9.1	9.3	9.2	9.9	37.5
3	SAUVY ANAÏS	Perpignan	2007	9.1	9.1	8.9	9.6	36.7
4	GARCIA GABRIELLE	Perpignan	2007	8.6	8.3	9.8	9.9	36.6
5	GILLES LOUISE	Uzes	2005	9.2	6.8	9.5	9.4	34.9
6	SOLIVERES PALOMA	Perpignan	2007	8.4	8.8	9.4	8.1	34.7
7	GARCIA LILLY ROSE	Uzes	2010	8.9	7.5	9.8	8.0	34.2
8	MEIJERS DINTJE	Uzes	2008	9.1	7.4	8.3	8.7	33.5
9	THOMAS LANOU	Perpignan	2004	0.0	0.0	0.0	0.0	0.0
	BONTE MARIE	Uzes	2008	0.0	0.0	0.0	0.0	0.0
	REBOUL LISA	Uzes	2005	0.0	0.0	0.0	0.0	0.0

18. MASCULIN NIVEAU4 7-14 ans . SA_DA (individuels)

18.1. Résultats par équipes







	Equipe	Club							Total
--	--------	------	---	---	--	---	---	---	-------

18.2. Résultats individuels







	Gymnaste	Equipe	Anne e							Total
1	BOYER MIKAEL *	Cournon 1 (indiv) (indiv)	2011	9.2	8.4	6.4	10.7	10.1	7.2	52.0
2	TEIXEIRA NOA *	Cournon 1 (indiv) (indiv)	2012	9.1	4.1	5.1	10.0	7.2	7.2	42.7

19. MASCULIN NIVEAU7 7-10 ans . SA_DA (individuels)

19.1. Résultats par équipes

	Equipe	Club							Total
1	Thiers	63--Ste gymnastique la thiernoise	39.8	40.3	36.0	28.0	39.8	38.0	221.9
2	Clermont ferrand	63--Clermont st-jacques gymnastique	37.0	38.2	31.2	26.5	39.5	33.3	205.7

19.2. Résultats individuels







	Gymnaste	Equipe	Annee							Total
1	BRUNDALER LENZO	Thiers	2014	14.1	14.7	13.0	8.3	11.9	13.3	75.3
2	D ABRIGEON EDGAR	Clermont ferrand	2014	12.6	14.1	11.0	8.7	13.6	10.9	70.9
3	DE SOLLIERS LOUIS	Thiers	2013	12.5	12.4	11.4	9.2	13.5	9.9	68.9
4	FAYON DE LIMA JULES	Thiers	2013	10.3	13.2	11.6	8.6	13.9	10.9	68.5
5	VALADIER HIPPOLYTE	Clermont ferrand	2011	12.3	11.6	10.3	8.6	13.0	12.2	68.0
6	LACHAUD THIMEO	Thiers	2011	10.1	12.3	10.9	10.2	8.4	12.5	64.4
7	BRUN THOMAS	Clermont ferrand	2012	10.4	12.5	9.9	9.2	11.7	9.7	63.4
8	EISENMANN GASTON	Clermont ferrand	2013	12.1	10.5	9.1	8.3	11.4	10.2	61.6
9	LE MONNIER CLEMENT	Clermont ferrand	2013	12.1	9.0	9.9	7.0	12.9	10.1	61.0
10	DAJOUX TAHO	Thiers	2012	12.2	11.0	9.4	3.5	12.4	12.2	60.7
11	MECKER MAEL	Thiers	2012	13.2	11.0	10.3	0.0	11.5	11.4	57.4

20. MASCULIN NIVEAU4 11-16 ans . SA_DA (individuels)

20.1. Résultats par équipes

	Equipe	Club							Total
--	--------	------	---	---	--	---	---	---	-------

20.2. Résultats individuels

	Gymnaste	Equipe	Année							Total
1	HOMMEL MATHIEU *	Tours GC 1 (indiv) (indiv)	2005	12.8	10.3	10.4	11.2	9.4	7.2	61.3