





Résultats de la compétition
Départementaux
Blaye
21 et 22 janvier 2023

1. FEMININ NIVEAU5 11-15 ans . SA_DA (individuels)

1.1. Résultats par équipes





	Equipe	Club					Total
1	Gradignan Gymnix 1	33--Gymnix	41.1	46.0	41.6	42.0	170.7
2	Gradignan PLG	33--PLG Gradignan	42.1	41.7	40.2	38.4	162.4
3	Le bouscat	33--Union Sportive Bouscataise Gym	39.5	38.3	37.8	38.6	154.2
4	Gradignan Gymnix 2	33--Gymnix	35.7	29.3	32.0	37.1	134.1

1.2. Résultats individuels





	Gymnaste	Equipe	Annee					Total
1	MONTAUDIE COLLINE	Gradignan Gymnix 1	2008	10.9	12.1	9.4	11.2	43.6
2	VIGOUROUX MAELYA	Gradignan PLG	2010	10.3	11.2	11.1	9.9	42.5
3	DARDOUR INES	Gradignan PLG	2010	10.7	11.1	9.7	10.3	41.8
4	RADUREAU JULIE	Gradignan Gymnix 1	2009	10.7	11.4	8.7	10.8	41.6
5	GROLEAU CLEMENCE	Gradignan Gymnix 1	2007	8.8	11.1	11.4	9.8	41.1
6	BOIZUMAULT LISA	Gradignan Gymnix 1	2009	9.7	10.4	10.4	10.1	40.6
7	RADREAU INES	Gradignan Gymnix 1	2008	9.8	11.4	8.9	9.7	39.8
8	DARDOUR HANNA	Gradignan PLG	2010	10.3	10.5	9.8	9.1	39.7
	GAUTIER MAELYS	Le bouscat	2007	9.8	10.3	9.4	10.2	39.7
10	MILESI CARLA	Gradignan Gymnix 1	2007	8.8	10.2	10.4	9.9	39.3
11	ZOSSOU-CHEZE ELEA	Le bouscat	2007	10.2	7.6	10.4	10.4	38.6
12	COUREAU CLEMENTINE	Le bouscat	2008	9.7	9.9	8.9	9.7	38.2
13	DAGORN ELOISE	Gradignan PLG	2010	10.5	8.9	9.6	9.1	38.1
14	COURSIN GABRIELLE	Gradignan Gymnix 2	2007	8.9	8.0	10.6	10.5	38.0
15	RUIZ MARION	Gradignan Gymnix 2	2007	8.9	10.5	9.4	8.3	37.1
16	BLOES ROUX JUSTINE	Gradignan Gymnix 2	2007	9.6	8.4	6.5	9.2	33.7
17	BAREA JADE	Le bouscat	2009	9.6	8.9	7.1	8.0	33.6
18	SOMMÉ-HERRAIZ NINA	Gradignan PLG	2010	10.6	0.0	9.1	8.8	28.5
19	SADIK PERRIER LOUISE	Le bouscat	2009	9.8	0.0	8.9	8.3	27.0
20	ROLLAND MAXINE	Gradignan Gymnix 2	2008	8.3	2.4	5.5	9.1	25.3
21	FABRE LOLA	Le bouscat	2007	0.0	9.2	9.1	0.0	18.3
22	LAGURGUE MAE	Gradignan Gymnix 2	2007	0.0	0.0	0.0	0.0	0.0

2. FEMININ NIVEAU5 11-18 ans . SA_DA (individuels)

2.1. Résultats par équipes

	Equipe	Club					Total
1	Le bouscat	33--Union Sportive Bouscataise Gym	40.3	43.0	40.5	41.8	165.6
2	UFOLEP 33	33--As martignas	41.0	41.7	37.5	41.0	161.2
3	Blanquefort	33--Entente sportive blanquefort	40.6	40.1	37.9	40.5	159.1
4	Blaye	33--A.L.BLAYE GYM	40.6	42.2	39.0	36.1	157.9
5	Castres	33--perce-neige Castres gironde 33	42.9	22.8	37.6	38.3	141.6
6	Salles SC	33--Sporting Club de Salles	19.7	17.7	18.6	18.3	74.3

2.2. Résultats individuels

	Gymnaste	Equipe	Annee					Total
1	LARRIERU LISE	Castres	2009	10.9	12.2	8.9	11.2	43.2
2	GARCIA AMANDINE	Blanquefort	2004	9.7	11.1	11.1	10.3	42.2
3	VIGNERON CARLA	UFOLEP 33	2007	10.8	11.1	9.3	10.6	41.8
	JOUSSAUME ALYSSA	Le bouscat	2005	10.0	10.9	10.0	10.9	41.8
	LESCOUTRA LEA	Le bouscat	2005	10.3	10.6	10.3	10.6	41.8
6	HUART MAIANA	Blanquefort	2010	10.5	9.7	10.2	10.7	41.1
7	HERBAUT ROMANE	Le bouscat	2006	10.1	10.7	9.8	10.1	40.7
8	HERBIN RACHEL	Castres	2005	10.1	10.6	10.2	9.2	40.1
9	BALADE MILA	UFOLEP 33	2009	10.2	10.7	8.4	10.5	39.8
10	ERALES EMMA	UFOLEP 33	2010	10.1	9.5	9.5	10.5	39.6
11	MAGENDIE JULIETTE	Blaye	2007	10.3	8.8	10.3	9.7	39.1
12	BAUDRY HOELENN	Blaye	2005	9.7	11.6	10.7	6.9	38.9
13	EYRAUD MAIWENN	Blaye	2007	10.5	10.3	7.7	10.1	38.6
14	ZANZOLA CHLOE	Blaye	2005	9.9	9.8	9.9	8.7	38.3
15	DUBOCQ ROMY	Salles SC	2010	10.3	9.0	9.6	8.9	37.8
16	PIEDFERT LOU	UFOLEP 33	2006	8.8	10.0	9.1	9.4	37.3
	ZALATEU ZOE	UFOLEP 33	2007	9.3	9.7	9.6	8.7	37.3
18	NOEL CLARA	UFOLEP 33	2007	9.9	9.9	8.5	8.8	37.1
	RAME LEONIE	Blanquefort	2009	10.6	9.0	7.6	9.9	37.1
20	EVANNO NINON	Salles SC	2006	9.4	8.7	9.0	9.4	36.5
21	LASSERRE OPHELIA	Blaye	2004	9.9	10.5	7.8	7.6	35.8
	MARCY ANOUK	Le bouscat	2005	9.9	6.7	9.9	9.3	35.8
23	CHAMBARAUD LUDIVINE	Blaye	2006	9.7	8.9	8.1	6.8	33.5
24	LAOUILLEAU LORA	Blanquefort	2006	9.8	10.3	2.2	9.6	31.9
25	KUENLIN CLARA	Le bouscat	2005	0.0	10.8	10.3	10.2	31.3
26	BREJOU LOVINA	Castres	2008	10.8	0.0	9.2	9.1	29.1
27	LENOIR LOUANNE	Castres	2007	10.6	0.0	8.6	8.8	28.0
28	RENARD CLOE	Blanquefort	2009	0.0	8.2	9.0	9.6	26.8
29	LEFOLL LILOU	Blanquefort	2006	9.1	4.9	6.1	6.2	26.3
30	LIEURY JENNYFER	Castres	2010	10.6	0.0	8.6	6.1	25.3
31	RIVIERE-DESPAGNE DORIANE *	Blaye 1 (indiv) (indiv)	2007	8.1	6.7	2.8	6.7	24.3
32	MARTINET INES	Castres	2009	8.5	0.0	9.3	0.0	17.8
33	VERNE MAELLA *	Blanquefort 1 (indiv) (indiv)	2008	0.0	0.0	0.0	0.0	0.0





CALIOT ANDREA	Salles SC	2006	0.0	0.0	0.0	0.0	0.0
D'ANDREA SORENZA	Salles SC	2006	0.0	0.0	0.0	0.0	0.0
PARRA NINON	Salles SC	2006	0.0	0.0	0.0	0.0	0.0
DUPIN CLARISSE	Le bouscat	2005	0.0	0.0	0.0	0.0	0.0

3. FEMININ NIVEAU6 11-15 ans . SA_DA (individuels)

3.1. Résultats par équipes

	Equipe	Club					Total
1	Bazas	33--Bazas	42.1	41.8	41.4	43.8	169.1
2	Lormont	33--Club gymnique lormontais	41.4	40.4	42.1	43.2	167.1
3	Le bouscat	33--Union Sportive Bouscataise Gym	41.7	42.0	40.9	40.7	165.3
4	Blanquefort	33--Entente sportive blanquefort	41.3	39.5	37.3	41.6	159.7
5	Martignas	33--As martignas	39.8	37.1	35.2	39.8	151.9
6	Salles SC	33--Sporting Club de Salles	40.5	30.3	36.0	37.1	143.9
7	Castres	33--perce-neige Castres gironde 33	38.1	37.8	36.9	29.9	142.7
8	Blaye	33--A.L.BLAYE GYM	39.3	25.9	35.7	35.7	136.6
9	Le Pian Medoc	33--A S Le Pian Medoc Gymnastique Trampoline	40.7	25.9	32.3	35.6	134.5





3.2. Résultats individuels

	Gymnaste	Equipe	Annee					Total
1	LAHARY ANGELINA *	Cestas 1 (indiv) (indiv)	2008	10.2	10.6	10.9	11.5	43.2
2	TANNEY LOU	Bazas	2010	10.9	11.2	10.0	10.7	42.8
3	BOUVET ANTONINE	Le bouscat	2009	10.5	10.7	11.0	10.5	42.7
4	LAPARRE LOUISE	Lormont	2010	10.6	10.4	10.7	10.9	42.6
5	ROQUES ANNA	Bazas	2010	10.9	10.4	9.8	11.0	42.1
6	GOMEZ/PEPIN SUZIE	Bazas	2009	9.6	10.8	9.6	11.2	41.2
7	BIDARD MAELLE	Le bouscat	2009	10.1	10.9	10.2	9.9	41.1
8	POINTET COLINE	Lormont	2008	9.6	10.5	9.8	11.1	41.0
9	CLAVÉ MANOA	Lormont	2009	10.7	10.5	9.8	9.9	40.9
	SALVIS TINA *	Cestas 1 (indiv) (indiv)	2010	8.8	10.4	10.4	11.3	40.9
11	SALAMON NORA	Le bouscat	2009	10.7	10.3	9.8	9.9	40.7
12	NASIBOVA KHADIJA	Lormont	2010	9.5	9.0	11.3	10.8	40.6
13	DAGUERRE KALIE	Blanquefort	2008	10.4	10.2	10.0	9.9	40.5
14	CANARD HELOISE	Le bouscat	2010	10.3	10.1	9.5	10.4	40.3
15	GAUBERT LEANNA	Blanquefort	2009	9.8	10.1	9.8	10.3	40.0
16	PEREIRA BARROS TANYA	Lormont	2008	10.5	8.6	10.3	10.4	39.8
	MALAMBIC ANA	Bazas	2011	10.6	7.6	10.7	10.9	39.8
18	LABARCHEDE LOUNA	Bazas	2008	9.7	9.4	10.9	9.5	39.5
19	CLARAMUNT NEYSSA	Blanquefort	2011	10.1	9.9	8.6	10.0	38.6
	LOPEZ LOLA	Blanquefort	2007	10.6	9.3	7.9	10.8	38.6
21	LE FER LILLY	Martignas	2009	9.3	9.2	9.9	10.1	38.5
22	MARESSÉ ALIYAH	Salles SC	2010	9.9	9.7	9.4	9.4	38.4
23	KRAEMER SOPHIE	Martignas	2011	9.9	8.5	8.5	10.4	37.3
	DUBOIS LISON	Blanquefort	2010	10.2	7.9	8.9	10.3	37.3
25	GINDRE SOPHIE	Martignas	2010	10.7	9.2	7.3	9.6	36.8
26	GIBET CORA	Blanquefort	2011	9.7	8.1	8.5	10.2	36.5
27	DE SOUSA JULIETTE	Lormont	2008	9.4	8.9	9.6	8.4	36.3
28	JOUANICOT CONSTANCE	Martignas	2011	9.9	9.4	8.4	8.4	36.1
	BERNARD JADE	Castres	2008	9.6	10.2	8.9	7.4	36.1





30	DUCOS LEANE	Castres	2009	9.6	10.2	9.3	6.9	36.0
31	MEGE LAURA	Blaye	2009	9.7	6.7	9.3	10.1	35.8
32	DAUDE NOLA *	Lormont 1 (indiv) (indiv)	2011	9.1	8.9	9.1	8.6	35.7
33	BELAVAL MADISON	Le Pian Medoc	2008	10.5	6.4	8.4	10.2	35.5
	NICHILO LILOO	Salles SC	2009	9.7	7.7	9.1	9.0	35.5
35	CLAUZEL-GOMES VICTORIA	Le Pian Medoc	2010	10.5	6.6	8.1	9.3	34.5
36	HUPIN MARGAUX	Salles SC	2008	9.4	6.2	9.6	9.2	34.4
37	HUPIN ROMANE	Salles SC	2010	10.7	6.2	7.9	9.5	34.3
38	PECASTAING MAIA	Blaye	2009	9.2	5.7	9.4	9.9	34.2
39	GRELAUD ROSE	Bazas	2009	8.7	8.5	6.1	10.5	33.8
	MELET LOU	Le bouscat	2010	10.1	7.3	7.3	9.1	33.8
41	JOUVET CHARLOTTE	Castres	2009	8.8	8.6	9.7	5.9	33.0
42	WERMUTH EMMY	Martignas	2009	8.5	6.5	8.2	9.7	32.9
43	RIEHS PAULINE	Castres	2008	9.5	7.8	7.8	7.3	32.4
44	BACQUE CLARA	Blaye	2008	9.9	6.9	6.2	8.4	31.4
	PIGANEAU LÉNA	Blaye	2009	10.2	6.6	7.3	7.3	31.4
46	BARBLIER LUNA	Salles SC	2011	10.1	6.1	6.8	8.3	31.3
47	MARTINS DA COSTA ALYSSA	Salles SC	2008	9.8	6.7	6.9	7.7	31.1
48	DONGEY-PARVAUD MARGAUX	Le Pian Medoc	2010	8.0	5.9	7.3	9.3	30.5
49	BALCON CLÉMENTINE	Le Pian Medoc	2010	10.0	6.0	7.2	6.8	30.0
50	PINEAU-RAYNAUD JADE	Blaye	2010	9.5	4.6	9.7	5.8	29.6
51	GANGLOFF SARAH	Le bouscat	2010	10.2	0.0	9.9	9.4	29.5
52	BARBOT LEA	Le Pian Medoc	2009	9.7	6.3	8.5	4.4	28.9
53	SINQUIN MAELLE	Le Pian Medoc	2009	9.4	6.6	6.0	5.6	27.6
54	BLAYE LUCIE *	33 CASTRES (IND)	2010	10.3	8.7	8.4	0.0	27.4
55	HABEMONT LOUNA	Martignas	2011	0.0	9.3	8.4	8.6	26.3
56	PUJAU EMMA	Castres	2009	9.1	0.0	9.0	8.0	26.1
57	MILLAS MARIANNE	Castres	2008	9.4	8.8	0.0	7.2	25.4
58	LASSERRE LEANE	Blaye	2008	0.0	0.0	7.3	0.6	7.9
59	LANGUILLAUME CHLOE *	Le bouscat 1 (indiv) (indiv)	2011	0.0	0.0	0.0	0.0	0.0
	2 *	33 CASTRES (IND)	0	0.0	0.0	0.0	0.0	0.0
	3 *	33 CASTRES (IND)	0	0.0	0.0	0.0	0.0	0.0
	4 *	33 CASTRES (IND)	0	0.0	0.0	0.0	0.0	0.0
	5 *	33 CASTRES (IND)	0	0.0	0.0	0.0	0.0	0.0
	6 *	33 CASTRES (IND)	0	0.0	0.0	0.0	0.0	0.0

4. FEMININ NIVEAU5 11 + . SA_DA (individuels)

4.1. Résultats par équipes





	Equipe	Club					Total
1	Bazas	33--Bazas	42.4	45.9	41.4	46.2	175.9
2	Gradignan Gymnix	33--Gymnix	41.2	45.0	38.5	42.4	167.1
3	Lormont 1	33--Club gymnique lormontais	40.0	38.1	42.0	44.3	164.4
4	Lormont 2	33--Club gymnique lormontais	41.2	41.8	40.2	41.0	164.2
5	Blaye	33--A.L.BLAYE GYM	29.5	36.6	39.6	41.9	147.6

4.2. Résultats individuels





	Gymnaste	Equipe	Annee					Total
1	BERNADET JULIE	Bazas	1993	11.0	12.4	11.5	12.0	46.9
2	PETIT MARIE	Lormont 2	1998	11.0	11.7	11.0	11.5	45.2
3	MAYONNADE MAEVA	Bazas	2002	10.5	11.3	10.3	11.9	44.0
4	GAUVIN ZOE	Lormont 1	2009	10.5	11.3	11.4	10.6	43.8
5	GILLET MALVINA	Bazas	2002	11.1	11.5	9.6	11.4	43.6
6	LERIN NOEMIE	Gradignan Gymnix	2005	10.2	10.6	9.9	11.3	42.0
7	TEXIER ANAIS	Blaye	2005	10.1	9.7	11.3	10.7	41.8
8	BURLAUD ELISE	Gradignan Gymnix	2003	10.9	11.2	9.6	9.7	41.4
9	OLIVAN JOY	Gradignan Gymnix	2001	9.8	11.3	9.4	10.7	41.2
10	MILLEPIED AUDREY	Lormont 1	2000	10.1	9.0	10.4	11.4	40.9
11	ENEL VIRGINIE	Lormont 2	1993	10.2	9.9	11.4	9.3	40.8
	FLEUTOT FANNY	Lormont 2	1999	10.8	10.0	9.3	10.7	40.8
13	MOREAU TIFFANY	Bazas	1999	9.8	9.9	9.8	10.9	40.4
14	FRAGO CELIA	Bazas	2002	9.7	9.7	9.8	10.8	40.0
15	OUATTOU ELYA/SARA	Bazas	2005	9.3	10.7	8.9	10.8	39.7
16	MOULINET ALIX	Gradignan Gymnix	2005	10.0	10.9	9.6	9.1	39.6
17	CESAIRE LOU	Lormont 1	2011	9.9	7.7	11.1	10.5	39.2
18	JABIOL CLARISSE	Gradignan Gymnix	1998	9.0	10.6	8.5	10.7	38.8
19	GIRARDEAU CELIA	Lormont 1	2001	9.2	10.1	8.5	10.8	38.6
	VALLEAU MANON	Blaye	2005	10.4	9.6	9.5	9.1	38.6
21	CAVIGNAC JULIETTE	Gradignan Gymnix	2002	10.1	11.6	8.0	8.7	38.4
22	PIGEONNIER CAMILLE	Lormont 2	1989	9.2	8.6	8.5	9.5	35.8
23	GAUDIN LAURA	Blaye	2008	9.0	6.8	8.9	10.5	35.2
24	FERREIRA SOFIA	Blaye	2008	0.0	10.5	9.9	11.6	32.0
25	SCHMUTZ KILLIANA	Lormont 1	2001	0.0	7.7	9.1	10.8	27.6
26	EYANGO BEKIMA LYNSHA	Lormont 1	2011	9.5	0.0	4.7	11.3	25.5
27	LAMY CINDY	Lormont 2	1991	0.0	10.2	0.0	0.0	10.2
28	BARDET MARJORIE	Lormont 2	1999	0.0	0.0	0.0	0.0	0.0
	DAUPHIN OLYMPE	Blaye	2006	0.0	0.0	0.0	0.0	0.0
	BOURCIER ROMY	Blaye	2002	0.0	0.0	0.0	0.0	0.0
	RAGEOT FLAVIE *	Blaye 1 (indiv) (indiv)	2005	0.0	0.0	0.0	0.0	0.0

5. FEMININ NIVEAU6 11-18 ans . SA_DA (individuels)

5.1. Résultats par équipes





	Equipe	Club					Total
1	Envol Aquitaine	33--Envol d aquitaine	40.7	41.8	41.8	43.3	167.6
2	Eysines	33--Eysines Gym	38.9	36.2	39.9	43.8	158.8
3	Blaye	33--A.L.BLAYE GYM	39.9	31.0	40.0	42.4	153.3

5.2. Résultats individuels





	Gymnaste	Equipe	Annee					Total
1	CHAPUZET MILA	Envol Aquitaine	2006	11.2	9.6	9.7	11.3	41.8
2	COIGNET ADELE	Envol Aquitaine	2009	9.5	11.1	10.5	10.4	41.5
3	LIMONCHE--FURBAULT MANON	Eysines	2007	10.9	9.1	9.9	11.4	41.3
4	ZAOUI AMEL	Envol Aquitaine	2006	9.9	10.0	10.7	10.6	41.2
5	ITXASSA--CAPDET MONA	Eysines	2008	10.4	9.1	9.8	10.8	40.1
6	BARRIERE LIZ	Envol Aquitaine	2007	9.8	10.8	9.9	9.4	39.9
7	BENCHIMOL AGATHE	Envol Aquitaine	2009	8.5	9.9	9.6	11.0	39.0
	CHAIGNET NAHIA	Eysines	2007	9.3	7.8	10.6	11.3	39.0
9	MORASSUTTI MALENA	Blaye	2007	10.0	8.1	10.1	10.3	38.5
10	SABLEAUX CLARA	Eysines	2007	8.3	10.2	9.6	10.3	38.4
11	LAVIGNE TESS	Blaye	2010	10.3	8.7	7.9	11.3	38.2
12	TOGNINI-MARTIN LISA	Envol Aquitaine	2006	9.8	8.0	10.7	9.6	38.1
13	DALES LOUISE	Blaye	2008	9.9	6.8	10.2	9.9	36.8
14	MUNOZ YUNGI	Blaye	2006	9.7	7.2	10.0	9.2	36.1
15	MARTIN NAYA	Blaye	2009	9.3	6.8	9.6	10.2	35.9
16	VERDAIME NEELA	Blaye	2009	8.3	7.0	9.7	10.6	35.6
17	BEAUGRAND JULIETTE *	Envol Aquitaine 1 (indiv) (indiv)	2009	9.7	6.2	9.5	9.0	34.4
18	LE GOFF LILY-ROSE *	Blaye 1 (indiv) (indiv)	2008	0.0	8.6	10.2	8.9	27.7
19	SOMAVILLA EMA	Eysines	2006	0.0	0.0	0.0	0.0	0.0

6. FEMININ NIVEAU7 11-15 ans . SA_DA (individuels)

6.1. Résultats par équipes

	Equipe	Club					Total
1	Lanton	33--Body sport lanton	39.5	36.9	37.5	41.0	154.9
2	Blaye 1	33--A.L.BLAYE GYM	39.8	31.6	37.5	41.1	150.0
3	Envol Aquitaine	33--Envol d aquitaine	37.7	33.8	37.1	38.5	147.1
4	Le Pian Medoc	33--A S Le Pian Medoc Gymnastique Trampoline	38.3	31.9	34.7	33.8	138.7
5	Blaye 2	33--A.L.BLAYE GYM	29.6	25.2	35.1	36.4	126.3
6	Castres	33--perce-neige Castres gironde 33	0.0	0.0	0.0	0.0	0.0

6.2. Résultats individuels





	Gymnaste	Equipe	Annee					Total
1	SANTOIRE MANDY	Lanton	2008	10.3	9.6	9.6	10.4	39.9
2	ARNOUIL ELENA	Blaye 1	2011	10.3	8.6	9.0	10.7	38.6
3	LASSERRE INES	Blaye 1	2011	9.9	8.3	9.7	10.5	38.4
4	CESAIRE-GEDEON LILOU	Lanton	2010	10.3	7.7	9.5	10.5	38.0
5	KWIATEK NINA	Envol Aquitaine	2010	9.3	9.7	9.0	9.8	37.8
	MAZET ANNA	Lanton	2007	10.0	9.0	9.4	9.4	37.8
7	LEBRETON LOLA	Blaye 2	2009	10.2	8.1	10.0	9.3	37.6
8	GEGOUX LEONORE	Lanton	2008	8.2	9.7	8.8	10.2	36.9
9	VIALY CAMILLE	Envol Aquitaine	2010	9.8	8.9	9.4	8.7	36.8
	HARISCAIN NAÏA	Le Pian Medoc	2011	10.4	8.3	9.1	9.0	36.8
11	LINE SARRAMIA CLARA	Blaye 1	2010	10.1	7.5	8.9	9.5	36.0
12	FERREIRA ILONA	Blaye 1	2011	8.8	7.2	9.5	10.4	35.9
	PADRINO LETIEC LOLA	Le Pian Medoc	2011	10.4	8.5	8.7	8.3	35.9
14	BOUCHART MAYLINE *	Blaye 1 (indiv) (indiv)	2011	9.8	7.3	8.8	9.5	35.4
15	HANDY ALIÉNOR	Envol Aquitaine	2010	9.4	8.1	9.0	8.8	35.3
16	LANDREAU LINE	Lanton	2011	8.9	8.6	9.0	8.7	35.2
17	BRIFFOTEAUX LOANE	Blaye 2	2008	9.7	6.8	8.8	9.7	35.0
	GUITTON LOLA	Le Pian Medoc	2011	8.8	8.0	9.1	9.1	35.0
19	TMIMI TASNIME	Envol Aquitaine	2009	9.2	5.8	9.3	9.4	33.7
20	FENDRI SARAH	Envol Aquitaine	2010	8.6	5.6	9.1	10.0	33.3
21	LEREBOURG SUZANNE	Envol Aquitaine	2009	6.9	7.1	9.3	9.3	32.6
22	BERLINGER CLEMENCE	Blaye 1	2010	9.5	4.4	9.3	9.3	32.5
23	COÛTE LUNA	Blaye 1	2010	8.8	6.8	8.3	8.2	32.1
24	GONZALES LOLA	Lanton	2010	8.4	4.8	8.5	9.9	31.6
25	TANT LOÏSE	Le Pian Medoc	2010	8.7	7.1	7.8	7.4	31.0
26	CHATIRON CLARYS	Blaye 2	2010	9.7	4.2	8.4	8.4	30.7
27	GRANDURY EMELINE	Blaye 2	2008	0.0	6.1	7.9	9.0	23.0
28	DE MAGALHAES FERREIRA EVA *	Blaye 2 (indiv) (indiv)	2007	6.9	0.0	7.0	7.3	21.2
29	GUILLAUME LYA	Blaye 2	2009	0.0	0.0	0.0	0.0	0.0
	MITRASOUF MAËLYS	Blaye 2	2009	0.0	0.0	0.0	0.0	0.0
	DA COSTA TRECY	Le Pian Medoc	2010	0.0	0.0	0.0	0.0	0.0
	CAMONTES NINA	Castres	2011	0.0	0.0	0.0	0.0	0.0
	MARRE CAMILLE	Castres	2011	0.0	0.0	0.0	0.0	0.0
	NAJAÏ FEÏZA	Castres	2009	0.0	0.0	0.0	0.0	0.0
	RODRIGUES MELYNA	Castres	2011	0.0	0.0	0.0	0.0	0.0

7. FEMININ NIVEAU2 11-18 ans . SA_DA (individuels)

7.1. Résultats par équipes

	Equipe	Club					Total
--	--------	------	--	---	---	---	-------

7.2. Résultats individuels



	Gymnaste	Equipe	Annee					Total
1	VEQUAUD ROMANE *	Eysines 1 (indiv) (indiv)	2006	10.5	7.9	9.9	11.6	39.9
2	LIMONCHE--FURBAULT EMMA *	Eysines 1 (indiv) (indiv)	2004	10.7	9.0	8.4	10.0	38.1

8. FEMININ NIVEAU3 11 + . SA_DA (individuels)

8.1. Résultats par équipes





	Equipe	Club					Total
1	Lormont	33--Club gymnique lormontais	33.2	34.9	34.0	39.2	141.3
2	Salles SC	33--Sporting Club de Salles	33.0	32.7	34.7	38.6	139.0
3	Le Pian Medoc	33--A S Le Pian Medoc Gymnastique Trampoline	32.4	32.0	34.0	34.8	133.2

8.2. Résultats individuels





	Gymnaste	Equipe	Annee					Total
1	BERRIE KELLY	Lormont	2001	10.9	12.3	11.3	13.2	47.7
	DOS SANTOS PALOMA	Lormont	2008	11.2	12.0	12.1	12.4	47.7
3	BRUNET ELYNE	Salles SC	2001	10.8	11.4	12.5	12.8	47.5
4	LESCOUET AMBRE	Salles SC	2005	11.2	10.6	10.3	13.0	45.1
5	SARMIENTO EVA	Le Pian Medoc	2009	10.9	11.2	10.8	11.7	44.6
6	FLEURANCEAU SARAH	Salles SC	2003	11.0	8.5	11.8	12.8	44.1
7	NGUEMA AGNANDI LORY-ANNE	Lormont	2007	11.0	10.6	9.1	12.9	43.6
8	TISSERANDOT ENOLA	Le Pian Medoc	2007	10.9	10.0	9.9	11.6	42.4
9	DULAS LESLIE	Salles SC	2002	10.8	10.7	9.5	11.3	42.3
10	BEAUME MANON	Le Pian Medoc	2002	10.4	8.9	11.4	10.5	41.2
11	ASLIKH AMEL	Lormont	2008	11.0	7.6	8.5	13.1	40.2
12	BEAUME MORGAN	Le Pian Medoc	2003	9.8	9.7	10.5	9.9	39.9
13	PERNOT MARGAUX	Le Pian Medoc	2003	8.7	9.6	9.2	11.5	39.0
14	LE BERRE TATIANA	Salles SC	2007	10.5	8.1	10.4	8.7	37.7
15	THAUVIN AMBRE	Salles SC	2006	10.6	6.2	8.0	8.7	33.5
16	CHELET LOANE	Le Pian Medoc	2008	10.6	10.8	11.8	0.0	33.2
17	GERMON EVA	Lormont	2005	0.0	9.2	10.6	11.7	31.5
18	GEMINEL MAELYS *	Salles SC 1 (indiv) (indiv)	2007	0.0	7.7	10.8	0.0	18.5
19		Lormont	0	0.0	0.0	0.0	0.0	0.0

9. FEMININ NIVEAU2 11 + . SA_DA (individuels)

9.1. Résultats par équipes





	Equipe	Club					Total
1	Gradignan Gymnix	33--Gymnix	32.4	30.2	35.3	34.2	132.1

9.2. Résultats individuels





	Gymnaste	Equipe	Annee					Total
1	BOUBET ORNELLA	Gradignan Gymnix	2005	10.7	10.4	11.3	12.0	44.4
2	DURROUX MALOU	Gradignan Gymnix	1995	11.1	9.8	10.6	11.0	42.5
3	BAULARD SARAH	Gradignan Gymnix	2001	10.6	10.0	11.9	0.0	32.5
4	REYTET LOAN	Gradignan Gymnix	2003	0.0	8.2	12.1	0.0	20.3
5	LECONTE MAELIS	Gradignan Gymnix	1999	0.0	0.0	0.0	11.2	11.2
6	BRIAULT AINES	Gradignan Gymnix	2005	0.0	0.0	0.0	0.0	0.0

10. FEMININ NIVEAU4 11-18 ans . SA_DA (individuels)

10.1. Résultats par équipes





	Equipe	Club					Total
1	Gradignan Gymnix	33--Gymnix	32.5	34.9	34.3	35.6	137.3
	UFOLEP 33	33--Union Sportive Bouscataise Gym	33.0	35.6	32.6	36.1	137.3
3	Lormont	33--Club gymnique lormontais	32.3	26.3	31.3	31.2	121.1

10.2. Résultats individuels

	Gymnaste	Equipe	Annee					Total
1	MAI FANNY	UFOLEP 33	2005	11.1	12.6	11.8	12.1	47.6
2	PARIENTE LENA	UFOLEP 33	2006	11.1	12.2	10.1	12.5	45.9
3	TANDONNET MARGOT	Gradignan Gymnix	2007	10.8	12.1	11.4	11.5	45.8
4	HENRY MARINE	Gradignan Gymnix	2005	10.9	10.8	11.4	12.3	45.4
5	HUSSON MUCHER LOU	Gradignan Gymnix	2009	10.8	11.1	11.2	11.8	44.9
6	DURANTY-SOUBIRAN CARLA	Gradignan Gymnix	2005	10.5	10.9	11.4	11.5	44.3
	VENEC LEA	Gradignan Gymnix	2005	10.3	11.7	11.5	10.8	44.3
8	RIZZETTO MELISSA	Lormont	2004	9.8	10.3	11.5	12.0	43.6
9	FONTENAUD LENA	Lormont	2009	11.1	10.4	10.5	11.1	43.1
10	SAUTET CLARA	UFOLEP 33	2006	10.1	10.5	10.7	11.5	42.8
11	RENARD CAPUCINE	UFOLEP 33	2005	10.0	9.9	9.8	10.6	40.3
12	SCHMUTZ LILOIA	Lormont	2007	11.1	5.6	9.3	8.1	34.1
13	LABAT AELYS	Gradignan Gymnix	2006	9.8	5.1	10.8	7.8	33.5
14	BOUNACEUR SAIDA	Lormont	2004	10.1	5.6	7.0	3.4	26.1
15	PESTOURIE AMAIA	UFOLEP 33	2008	10.8	10.8	0.0	0.0	21.6
16	BENTALHA RACHA	Lormont	2007	0.0	0.0	0.0	0.0	0.0
		Lormont	0	0.0	0.0	0.0	0.0	0.0
	VARAJAO EMMA	UFOLEP 33	2005	0.0	0.0	0.0	0.0	0.0

11. FEMININ NIVEAU4 11 + . SA_DA (individuels)

11.1. Résultats par équipes





	Equipe	Club					Total
1	UFOLEP 33	33--Eysines Gym	33.2	35.7	32.8	35.5	137.2
2	Envol Aquitaine	33--Envol d aquitaine	31.7	27.1	32.2	36.2	127.2
3	Castres	33--perce-neige Castres gironde 33	21.4	16.4	21.1	24.1	83.0

11.2. Résultats individuels





	Gymnaste	Equipe	Annee					Total
1	HAINAUT SARAH	Castres	2003	10.9	12.8	10.4	12.6	46.7
2	SANCHEZ SOLENE	UFOLEP 33	2001	11.1	11.1	11.2	12.4	45.8
3	BOUGARD EMMA	UFOLEP 33	2004	11.1	12.6	10.7	11.2	45.6
4	CORNETTE ROMANE	UFOLEP 33	2005	11.0	12.0	10.7	11.4	45.1
5	SANCHEZ ENORA	UFOLEP 33	1997	10.6	9.9	10.9	11.7	43.1
6	FORET-COGNY JADE	Envol Aquitaine	2006	10.6	8.6	10.9	12.8	42.9
7	CHARENTON LANA	Envol Aquitaine	2006	10.4	9.3	10.7	11.5	41.9
8	CORDELET CHARLÈNE	Envol Aquitaine	1999	10.7	9.2	10.6	11.2	41.7
9	DESNEIGES MARIE	Castres	2006	10.5	3.6	10.7	11.5	36.3
10	GUINAMANT MAUD	UFOLEP 33	2006	10.4	6.1	8.7	11.0	36.2
11	DEVOET MAKEDA	Envol Aquitaine	2004	0.0	8.1	0.0	11.9	20.0
12	KELLAY NOUR	Envol Aquitaine	2007	0.0	8.5	6.7	0.0	15.2
13		Envol Aquitaine	0	0.0	0.0	0.0	0.0	0.0
	GUET MELANIE	UFOLEP 33	1997	0.0	0.0	0.0	0.0	0.0
	BARTHET JULIETTE	Castres	2005	0.0	0.0	0.0	0.0	0.0
	FRANCES ALYSSA	Castres	2005	0.0	0.0	0.0	0.0	0.0
	JOUVET PAULINE	Castres	2004	0.0	0.0	0.0	0.0	0.0
	PENZ AINHOA	Castres	2010	0.0	0.0	0.0	0.0	0.0

12. FEMININ NIVEAU8 11-15 ans . SA_DA (individuels)

12.1. Résultats par équipes





	Equipe	Club					Total
1	Envol Aquitaine	33--Envol d aquitaine	34.4	34.5	36.5	36.4	141.8
2	Lormont	33--Club gymnique lormontais	35.7	32.1	31.8	35.0	134.6

12.2. Résultats individuels





	Gymnaste	Equipe	Annee					Total
1	VILLESUZANE JADE	Lormont	2010	9.0	8.7	9.1	9.0	35.8
2	COURDESSES JENNIFER	Envol Aquitaine	2007	8.7	10.0	9.2	7.8	35.7
3	SOLEER CHARLOTTE	Envol Aquitaine	2008	8.1	8.6	9.2	9.7	35.6
4	MARINI-ROCHE CHLOË	Envol Aquitaine	2009	8.7	8.4	9.1	8.7	34.9
5	HURTAUD CLOË	Lormont	2010	8.6	8.4	8.2	9.2	34.4
6	VIRRION LOUISE	Envol Aquitaine	2009	8.4	7.5	8.5	9.7	34.1
7	MACHADO MAELYS *	Envol Aquitaine 1 (indiv) (indiv)	2010	8.4	7.3	8.9	8.9	33.5
8	BOS LOUISE	Envol Aquitaine	2011	8.6	5.0	9.0	8.0	30.6
9	BARON PAULINE	Lormont	2007	9.2	5.0	7.5	8.8	30.5
10	AMELOT MERCIER JULIE	Lormont	2007	8.9	8.0	5.9	7.3	30.1
11	EL GHAI BECH MAISSA	Lormont	2011	7.8	7.0	7.0	8.0	29.8
12	DETOT CAMILLE	Lormont	2009	7.1	5.5	6.8	6.6	26.0
13	GINIEIS CHARLINE	Envol Aquitaine	2011	8.3	4.3	0.0	8.3	20.9

13. FEMININ NIVEAU6 11 + . SA_DA (individuels)

13.1. Résultats par équipes

	Equipe	Club					Total
1	Biganos	33--Biganos Sporting Club section Gym	34.7	28.5	36.4	30.8	130.4

13.2. Résultats individuels

	Gymnaste	Equipe	Annee					Total
1	SOUPET ESTELLE	Biganos	2004	9.8	7.8	10.2	9.5	37.3
2	QUENTEL TEA	Biganos	2006	7.9	7.6	10.3	9.3	35.1
3	BOUTIN CHARLÈNE	Biganos	2002	9.3	6.0	8.8	7.6	31.7
4	MITON ALEXIANE	Biganos	2009	7.7	7.1	7.1	4.4	26.3
5	BROUSTERA CLAIRE	Biganos	2002	0.0	0.0	0.0	0.0	0.0