





**Résultats de la compétition**  
*Régionaux Ile de France*  
*Rungis*  
*9 et 10 mars 2024*

# 1. FEMININ NIVEAU1 11 + . SA\_DA (individuels)

## 1.1. Résultats par équipes





	Equipe	Club					Total
1	Cergy	95--Cergy'm Club	39.1	39.9	40.1	39.0	158.1
2	A. Dreux	28--Alliance de dreux gymnastique	36.7	38.3	40.6	39.4	155.0
3	UFOLEP 91	91--Caorsay	36.3	38.3	38.1	39.5	152.2
4	Champigny	94--RSCChampigny gym	35.2	39.4	38.0	35.2	147.8

## 1.2. Résultats individuels





	Gymnaste	Equipe	Annee					Total
1	DEVAUX CASSANDRE	Cergy	1998	13.3	13.0	14.3	13.9	54.5
2	ARDOUREL TAMERA	A. Dreux	2007	13.3	12.7	14.2	13.3	53.5
3	PARDO AWA	Cergy	2007	13.3	13.1	13.4	12.8	52.6
4	FERENBACH ELSA	A. Dreux	2004	12.3	13.9	13.1	11.8	51.1
5	POIRSON LOU	UFOLEP 91	1997	12.7	12.1	12.2	13.5	50.5
6	KHARBACH SANÂ	Champigny	2006	12.5	13.8	12.9	11.2	50.4
7	RIBEIRO MARIANNE *	Athis Mons 1 (indiv) (indiv)	2001	12.4	12.7	12.4	12.0	49.5
8	POTTIN CASSANDRE	UFOLEP 91	2001	11.3	12.0	12.1	13.3	48.7
9	NGUEMBO MELISSA *	Athis Mons 1 (indiv) (indiv)	2001	13.1	11.1	11.7	12.5	48.4
10	MAULNY AGATHE	UFOLEP 91	2004	12.3	10.7	12.7	12.4	48.1
11	KIDIMBU TALAMAKU JAHELYNE	Champigny	2009	10.6	12.0	12.4	11.8	46.8
12	BUFFIN LOAN	Champigny	2007	11.3	10.9	12.7	11.5	46.4
13	DESLYPPER CLARA	Cergy	2008	12.5	8.7	12.4	12.3	45.9
14	ABDOUL MELLEK MAYLIS	A. Dreux	2002	10.3	11.7	10.1	12.6	44.7
15	TEMPIER ROXANE	Champigny	2000	11.4	9.3	12.0	11.9	44.6
16	CHAN KUN WA ORIANNE	A. Dreux	2007	10.4	10.5	11.8	10.8	43.5
17	NEULAS TIA	UFOLEP 91	2006	0.0	14.2	13.2	12.7	40.1
18	GUILLEMARD JUSTINE	A. Dreux	2004	0.0	8.9	13.3	13.5	35.7
19	YANOU BABO SHANA	Champigny	2007	11.3	0.0	10.2	11.4	32.9
20	BUFFIN ILANA	Champigny	2003	11.3	13.6	0.0	0.0	24.9
21	DAVOLI OLLIA	A. Dreux	1995	11.1	11.4	0.0	0.0	22.5
22	LE BALCH ELSIE	Cergy	1990	0.0	13.8	0.0	0.0	13.8
23		UFOLEP 91	0	0.0	0.0	0.0	0.0	0.0
		UFOLEP 91	0	0.0	0.0	0.0	0.0	0.0
	LEMOINE LEA	Cergy	1993	0.0	0.0	0.0	0.0	0.0
		Cergy	0	0.0	0.0	0.0	0.0	0.0

## 2. FEMININ NIVEAU2 11 + . SA\_DA (individuels)

### 2.1. Résultats par équipes

	Equipe	Club					Total
1	Vigneux sur seine	91--Espérance de Vigneux	35.9	39.4	37.6	38.9	151.8
2	Vaires	77--Us Vaires	36.0	34.4	36.3	36.5	143.2
3	Morsang sur orge	91--Morsang sur Orge	33.4	34.8	35.4	36.1	139.7
4	Conflans	78--PLM Conflans Gym	33.1	33.2	33.1	37.2	136.6
5	Eragny	95--Gsa eragny	33.2	30.2	34.3	35.7	133.4
6	Les Clayes	78--Les Clayes de la Gym	31.7	30.6	34.0	36.5	132.8
7	Cergy	95--Cergy'm Club	33.4	27.6	36.0	35.2	132.2





### 2.2. Résultats individuels

	Gymnaste	Equipe	Annee					Total
1	DATIL MAELY	Vigneux sur seine	2008	12.7	13.6	13.2	12.7	52.2
2	GUTMACHER LAÏLA	Vaires	2009	12.7	11.4	12.9	12.7	49.7
3	HAZEL LUDIVINE	Vigneux sur seine	2006	9.9	13.3	13.0	12.8	49.0
	PROUTEAU MARINE	Morsang sur orge	1996	10.8	13.3	12.2	12.7	49.0
5	SICHERRE LOLA	Vigneux sur seine	2006	11.8	11.3	11.4	13.4	47.9
6	HUET CLEMENTINE	Vaires	1997	12.1	11.7	11.6	11.6	47.0
7	FERREZ MIA	Conflans	2002	11.0	11.6	11.3	12.8	46.7
8	ROUX LUCIE	Conflans	2002	11.5	12.0	9.9	12.9	46.3
9	RAMANATHAN AURA	Vaires	2008	10.9	11.3	11.8	12.2	46.2
	USUBELLI ELINA	Cergy	2004	11.1	11.5	11.8	11.8	46.2
11	AURIERES ROMY	Morsang sur orge	2006	11.3	10.9	11.3	11.7	45.2
12	RELOUZAT PRICILIA	Eragny	2003	10.8	10.8	11.8	11.6	45.0
13	JOSY VILTARD DEBORAH	Eragny	2005	11.6	9.2	11.7	12.4	44.9
14	LE CORRE CAMILLE	Les Clayes	2003	9.8	10.6	10.9	12.5	43.8
	TEKIKI SIRINE	Les Clayes	2007	10.6	9.2	11.4	12.6	43.8
16	HAMMOU SARAH	Morsang sur orge	2001	10.5	10.6	10.7	11.7	43.5
17	CHABOT CELIANE	Conflans	2002	10.6	9.2	11.9	11.5	43.2
18	ANSART COLINE	Morsang sur orge	1994	11.3	8.4	11.9	11.5	43.1
19	BERNAT CATHY	Cergy	1994	11.1	7.5	12.5	11.3	42.4
20	RESTIER ELSA	Les Clayes	2001	10.4	9.8	10.7	11.4	42.3
21	PENNETEAU NINA	Vigneux sur seine	2001	11.4	9.4	8.6	12.6	42.0
22	SAUTET DIANE	Les Clayes	2001	10.7	10.2	10.0	10.8	41.7
23	BOËFFARD FANNY	Cergy	2004	9.9	8.6	11.7	10.6	40.8
24	EGGER ELEONORE	Conflans	1998	10.3	9.6	8.8	10.6	39.3
25	RIVIERE ALICE	Les Clayes	2008	9.7	8.5	11.7	8.4	38.3
26	KOUKOU SOHANE	Vaires	2008	9.5	7.4	9.7	8.7	35.3
27	BOUTHEGOURD LUCILE	Cergy	2004	11.2	0.0	11.2	12.1	34.5
28	EISENBARTH JODY	Eragny	2005	10.8	10.2	0.0	11.7	32.7
29	SALMON JULIETTE	Vigneux sur seine	2001	10.7	12.5	7.7	0.0	30.9
30	TRAVERS AMELIE	Eragny	1996	9.9	0.0	9.4	11.4	30.7
31	CHATELIER AMANDINE	Vaires	2003	10.5	0.0	10.1	9.8	30.4
32	GARRE SUZIE	Eragny	2007	0.0	8.6	10.8	10.1	29.5
33	GARNIL LEA	Cergy	2004	0.0	5.6	8.1	10.6	24.3
34	PRIVE JEANNELLE	Vigneux sur seine	2001	9.9	0.0	11.1	0.0	21.0
35	SAUVEUR VICTORIA	Vaires	2009	11.2	0.0	0.0	0.0	11.2





36	GHIRINGHELLI CHARLINE	Eragny	1993	0.0	0.0	10.8	0.0	10.8
37	RIVIERE MARIE	Les Clayes	1999	0.0	0.0	0.0	0.0	0.0
	COLLEONI CLARA	Conflans	1999	0.0	0.0	0.0	0.0	0.0
		Conflans	0	0.0	0.0	0.0	0.0	0.0
		Morsang sur orge	0	0.0	0.0	0.0	0.0	0.0
		Morsang sur orge	0	0.0	0.0	0.0	0.0	0.0
		Cergy	0	0.0	0.0	0.0	0.0	0.0

### 3. FEMININ NIVEAU2 11-18 ans . SA\_DA (individuels)

#### 3.1. Résultats par équipes





	Equipe	Club					Total
1	Les Clayes	78--Les Clayes de la Gym	32.9	31.5	35.3	34.1	133.8
2	Cergy	95--Cergy'm Club	33.6	28.6	35.4	36.0	133.6
3	Yerres	91--Gym club yerrois	32.2	32.8	32.8	34.8	132.6
4	Conflans	78--PLM Conflans Gym	33.8	30.4	33.2	34.5	131.9
5	Gargenville	78--Espérance de gargenville	33.1	25.6	36.0	35.1	129.8

#### 3.2. Résultats individuels





	Gymnaste	Equipe	Annee					Total
1	RAYNAL ALEXIA	Cergy	2008	11.3	12.8	12.4	12.4	48.9
2	DIOMANDE EVA	Gargenville	2006	12.5	9.3	12.3	12.2	46.3
3	STALLAERTS LALIE	Yerres	2008	10.8	12.6	10.2	12.0	45.6
4	BONHOMME MAELYS	Conflans	2007	12.2	10.8	10.4	11.6	45.0
5	CHATELIN LAURE	Les Clayes	2006	10.0	11.4	11.8	11.6	44.8
6	GALLIEN CALVET CAMILLE	Yerres	2007	10.8	10.2	11.2	11.9	44.1
7	PIERRON GAELLE	Conflans	2006	10.9	9.6	11.2	11.9	43.6
8	KERVALLA MELISSA	Conflans	2006	10.7	10.0	11.6	11.0	43.3
9	FONTAINE ANAELLE	Cergy	2007	11.0	11.1	9.3	11.7	43.1
10	DUMAS GUILLEMETTE	Les Clayes	2006	10.9	10.2	10.4	11.3	42.8
11	CASO SIMEON LEA	Les Clayes	2010	9.0	9.9	12.1	11.2	42.2
	POTIEZ EMILIE	Yerres	2008	10.3	10.0	11.4	10.5	42.2
13	FONTAINE AMELIE	Les Clayes	2008	10.8	9.4	11.4	9.9	41.5
14	BRIS LAROCHE ROMANE	Les Clayes	2007	11.2	8.6	11.1	10.1	41.0
15	LUDEAU MANON	Cergy	2007	10.7	4.7	12.7	11.9	40.0
16	CASSIER CANDICE	Gargenville	2006	10.4	6.4	11.5	10.9	39.2
17	JOUDOUX AMBRE	Yerres	2007	10.6	7.5	9.9	10.9	38.9
18	L'ACHIVER EMMA	Gargenville	2006	9.6	8.1	12.2	8.9	38.8
19	SHAM PRADERIO LISA	Les Clayes	2009	9.0	8.7	9.8	10.6	38.1
20	VOLLE INÈS	Gargenville	2008	10.2	5.8	9.4	12.0	37.4
21	RAMALINGOM LEANE	Cergy	2007	11.3	0.0	10.3	9.0	30.6
22	CAILLAUD LOU-ANN	Gargenville	2008	0.0	8.2	0.0	0.0	8.2
23	GUILLET THAIS	Conflans	2007	0.0	0.0	0.0	0.0	0.0
		Conflans	0	0.0	0.0	0.0	0.0	0.0
		Conflans	0	0.0	0.0	0.0	0.0	0.0
	BULCKE HELOISE	Yerres	2008	0.0	0.0	0.0	0.0	0.0
		Yerres	0	0.0	0.0	0.0	0.0	0.0
	GALIBERT CLARA	Gargenville	2007	0.0	0.0	0.0	0.0	0.0
	POULAIN ELSA	Cergy	2006	0.0	0.0	0.0	0.0	0.0
		Cergy	0	0.0	0.0	0.0	0.0	0.0

## 4. FEMININ NIVEAU4 11 + . SA\_DA (B) (individuels)

### 4.1. Résultats par équipes

	Equipe	Club					Total
1	A. Dreux	28--Alliance de dreux gymnastique	33.4	38.4	36.9	37.5	146.2
2	Beauchamp	95--Arabesque gymnique Beauchamp	33.1	37.6	37.1	37.1	144.9
3	Les Clayes 1	78--Les Clayes de la Gym	31.5	36.7	36.2	36.6	141.0
4	Vigneux sur seine	91--Espérance de Vigneux	32.9	36.5	35.8	35.4	140.6
5	Bray	77--Club sportif braytois	33.1	34.5	36.0	36.8	140.4
	Morsang sur orge	91--Morsang sur Orge	32.6	36.2	36.2	35.4	140.4
7	Cergy	95--Cergy'm Club	31.6	35.7	36.4	34.3	138.0
8	Eragny	95--Gsa eragny	32.5	35.9	34.5	34.9	137.8
9	Mantes la ville	78--CAMV	31.4	34.6	37.7	33.3	137.0
10	Houilles	78--Avant-Garde de Houilles	31.6	35.9	33.5	35.2	136.2
11	Plessis paté 2	91--EGPP	32.0	35.6	34.4	33.1	135.1
12	St Germain Laval	77--GCSGL	30.7	35.7	33.7	34.9	135.0
13	Orsay	91--Caorsay	32.8	34.1	34.3	31.7	132.9
14	Val d Europe 77	77--Infinity Gymnastics Val d'Europe	33.2	32.3	32.0	33.4	130.9
15	Conflans 2	78--PLM Conflans Gym	32.3	32.5	34.0	30.1	128.9
16	Plaisir 2	78--Etoile gymnique plaisiroise	20.5	19.6	22.4	32.4	94.9

### 4.2. Résultats individuels

	Gymnaste	Equipe	Annee					Total
1	LE CAM NINA	Plaisir 2	1998	11.2	12.7	12.6	12.7	49.2
2	FLEURINK CHARLENE	Beauchamp	1986	11.2	13.2	11.7	12.8	48.9
3	AREZKI AURORE	Bray	2000	11.4	12.3	12.3	12.3	48.3
4	SKWARA MARINE	Beauchamp	1994	10.7	12.9	12.6	11.7	47.9
	DESCHAMPS LOUISON	Mantes la ville	2007	10.6	11.8	13.0	12.5	47.9
6	BROCHARD CORALIE	A. Dreux	2000	11.0	12.2	11.9	12.5	47.6
7	LEYNIER LISE	A. Dreux	1998	11.2	12.9	11.2	11.9	47.2
8	DESRAYAUD CELINE	A. Dreux	1977	10.6	12.2	11.5	12.6	46.9
	TERREIL MANON	Plessis paté 2	2001	11.4	11.8	11.2	12.5	46.9
	MALEVRE MAILIS	Mantes la ville	2007	10.8	11.6	12.7	11.8	46.9
11	KERRAND LAUREEN	Beauchamp	2003	11.0	11.2	12.1	12.4	46.7
	COUSTOU MARION	A. Dreux	2001	11.2	10.9	12.2	12.4	46.7
13	DAUVET CHLEA	St Germain Laval	2006	11.2	12.2	10.7	12.3	46.4
	COSTA ELOÏSE	Cergy	2008	10.6	12.0	12.3	11.5	46.4
15	LEFEBVRE SOLÈNE	Cergy	1995	10.0	11.4	12.4	12.4	46.2
16	DANIELOU CLARISSE	Houilles	2005	10.5	11.6	11.2	12.5	45.8
	PIERRE CELIANE	Eragny	2010	11.1	12.8	12.3	9.6	45.8
18	GEILING FRANCESCA	Les Clayes 1	1998	10.6	11.0	12.5	11.5	45.6
	REMOND CLARA	Vigneux sur seine	2008	10.7	12.7	11.5	10.7	45.6
	PATERAKIS LANA	Morsang sur orge	2010	10.7	10.9	12.0	12.0	45.6
21	GRAL CAMILLE	Houilles	1995	10.3	12.0	11.4	11.6	45.3





	LAPOSI AMBRE	Les Clayes 1	2001	9.9	12.3	10.7	12.4	45.3
	BRAGARD ELOISE	Orsay	2006	11.0	11.1	11.0	12.2	45.3
24	JURE ENOLA	A. Dreux	2005	10.7	12.3	11.1	11.0	45.1
	DUBREUIL JOHANNA	Bray	2000	10.5	11.2	11.6	11.8	45.1
26	TACNET LEA	Vigneux sur seine	2008	11.2	11.3	11.4	11.1	45.0
	HILDERAL MAELYNE	Val d Europe 77	2009	11.0	12.1	11.1	10.8	45.0
28	FROMENTIN CAROLINE	Cergy	1996	10.6	12.3	11.7	10.3	44.9
29	THOMAS CORALIE	Beauchamp	1996	10.9	11.5	10.5	11.9	44.8
	TRELLU ALINE	Les Clayes 1	1998	10.5	11.0	12.7	10.6	44.8
	FOLCO SANDRA	Morsang sur orge	1998	10.4	12.6	12.4	9.4	44.8
32	LEFEBVRE MAELYS	Les Clayes 1	2002	10.4	12.8	10.8	10.7	44.7
33	LAURIN FANNY	Les Clayes 1	1998	10.2	11.3	10.1	12.7	44.3
	BANCE EMILIE	Vigneux sur seine	2009	11.0	9.0	11.9	12.4	44.3
35	COMPARIN FAUTRA THIYA *	Athis Mons 1 (indiv) (indiv)	2002	10.6	11.3	10.6	11.7	44.2
36	MICHEL SELENA	Conflans 2	2006	11.3	11.2	12.1	9.5	44.1
	AJAVON MEILY	Vigneux sur seine	2008	10.3	9.5	12.4	11.9	44.1
38	MOSCA DE JESUS NAIS	Houilles	2001	10.7	12.3	10.9	10.1	44.0
39	ROUSSEAU TIPHANIE	Plessis paté 2	2000	9.9	12.3	11.5	10.2	43.9
	HONORIN LEHANE	Val d Europe 77	2004	11.1	10.4	10.3	12.1	43.9
41	JOLY SASHA	Conflans 2	2004	11.0	10.8	11.7	10.3	43.8
	SUPIOT JULIE	Eragny	1981	10.2	10.4	11.5	11.7	43.8
	THEPAUT LEANE	Orsay	2007	10.5	11.1	11.1	11.1	43.8
44	VIEIRA EMIE	Beauchamp	2004	10.9	11.1	12.4	9.0	43.4
45	PENCRANE ILONA	Morsang sur orge	2004	11.4	9.1	10.3	12.4	43.2
46	TOURE ROKYA	Bray	2008	11.1	6.7	12.1	12.7	42.6
47	BOURDET ALIX	Les Clayes 1	1997	10.1	11.6	11.0	9.8	42.5
	SINOQUET LISA	Bray	2007	10.6	11.0	11.1	9.8	42.5
49	MELLINGER MAELLE	Eragny	2006	10.9	10.7	10.1	10.7	42.4
50	FERHAT MANEL	St Germain Laval	2009	9.0	10.6	11.3	11.2	42.1
51	CHEVILLOT NOEMIE	Morsang sur orge	2008	10.5	11.3	9.2	11.0	42.0
	BEZAULT LOLA	Cergy	2008	10.4	10.8	10.4	10.4	42.0
53	OCULI PALOMA	Plessis paté 2	2000	9.4	11.5	11.5	9.5	41.9
54	MISSEWARD ALBA	Orsay	2007	11.0	11.3	10.7	8.4	41.4
55	NIOCHE ADELINE	Mantes la ville	1986	9.5	11.2	12.0	8.4	41.1
56	PHOMMACHACK MAÏ-LY	Eragny	2007	10.5	7.8	10.7	11.3	40.3
57	ADLA SARAH *	Vigneux sur seine 1 (indiv) (indiv)	2005	10.0	10.2	10.5	9.5	40.2
58	PICART ANAIS	Conflans 2	2004	10.0	10.5	10.2	9.3	40.0
59	SINOQUET CLARISSE	Bray	2010	10.4	7.8	11.4	10.1	39.7
60	FOURNIER JUSTINE	Val d Europe 77	2007	11.1	9.8	8.1	10.5	39.5
61	ROBIN MATHILDE	Plessis paté 2	2002	10.7	7.0	11.3	10.4	39.4
62	MILLET SOUNYA	Mantes la ville	2006	10.0	9.2	11.0	9.0	39.2
63	DUBREUIL OLIVIA	St Germain Laval	2002	9.7	9.1	9.1	11.2	39.1
64	ESTUBIER DIANE	Houilles	2003	10.4	5.9	9.3	11.1	36.7
	BENOIT-LAMAITRIE CECILE	Plaisir 2	2002	9.3	6.9	9.8	10.7	36.7
	DAHMANI SOFIA	Val d Europe 77	2007	10.1	6.8	9.7	10.1	36.7
67	VINCENT LAURA	St Germain Laval	2002	9.8	9.1	8.3	9.4	36.6
68	CHAMARET MARION	A. Dreux	1994	10.5	13.2	12.8	0.0	36.5
69	BERGANO INES	St Germain Laval	2005	0.0	12.9	11.7	11.4	36.0
70	ASTOFFI GONZALES LENA	Eragny	2005	0.0	12.4	10.6	11.9	34.9
71	BRUNEL LEA	Conflans 2	2005	9.6	6.9	7.6	10.3	34.4
72	SUBRENAT CAMMICLERI AURELIE	Orsay	2007	10.8	5.9	9.1	8.4	34.2
73	PHANSIRI INAYA	Val d Europe 77	2009	9.5	5.6	10.6	8.2	33.9
74	CORREIA VALENTINE	Mantes la ville	2007	9.7	2.6	10.1	9.0	31.4
75	DERIAN CELIA	Plessis paté 2	2006	0.0	10.9	11.4	8.8	31.1

76	POURNIN AURORE	Houilles	1991	10.4	10.2	7.6	0.0	28.2
77	GILBERT CLARA	Morsang sur orge	2004	0.0	12.3	11.8	0.0	24.1
78	BINTZ MAY LINE	Vigneux sur seine	2005	0.0	12.5	11.3	0.0	23.8
79	GEFFARD LILOU	Orsay	2004	0.0	11.7	11.1	0.0	22.8
80	LECOINTE JULIA	Orsay	2006	0.0	8.5	12.1	0.0	20.6
81	HONORIN HAYDENE	Val d Europe 77	2007	0.0	0.0	6.8	9.2	16.0
82	GRANGER CLÉMENCE	Houilles	2002	0.0	0.0	9.9	0.0	9.9
83	WIART-SIREAU LAURELINE	Plaisir 2	1998	0.0	0.0	0.0	9.0	9.0
84	MELLINGER LOANE	Eragny	2004	0.0	5.1	0.0	0.0	5.1
85	MINIER KLERVI	Beauchamp	1998	0.0	0.0	0.0	0.0	0.0
	COLLINET MARINE	Plessis paté 2	2000	0.0	0.0	0.0	0.0	0.0
		Plaisir 2	0	0.0	0.0	0.0	0.0	0.0
		Plaisir 2	0	0.0	0.0	0.0	0.0	0.0
		Plaisir 2	0	0.0	0.0	0.0	0.0	0.0
		Conflans 2	0	0.0	0.0	0.0	0.0	0.0
		Conflans 2	0	0.0	0.0	0.0	0.0	0.0
		St Germain Laval	0	0.0	0.0	0.0	0.0	0.0
	ZO LAETITIA	Vigneux sur seine	1999	0.0	0.0	0.0	0.0	0.0
	LEMIRE DEIPHINR	Bray	0	0.0	0.0	0.0	0.0	0.0
	CHENNANE SOFIA	Mantes la ville	2007	0.0	0.0	0.0	0.0	0.0
	CARNEIRO INES	Morsang sur orge	2005	0.0	0.0	0.0	0.0	0.0
	GEL BRAYON VICTORIA	Cergy	2005	0.0	0.0	0.0	0.0	0.0
		Cergy	0	0.0	0.0	0.0	0.0	0.0







## 5. FEMININ NIVEAU4 11-15 ans . SA\_DA (individuels)

### 5.1. Résultats par équipes





	Equipe	Club					Total
1	St pierre du perray	91--St Pierre du Perray	34.4	38.1	35.2	37.6	145.3
2	Cergy	95--Cergy'm Club	33.2	38.8	35.0	36.1	143.1
3	Les Clayes	78--Les Clayes de la Gym	32.4	36.8	35.8	36.1	141.1
4	Champigny	94--RSCChampigny gym	32.5	34.5	35.8	33.6	136.4
5	Chevry Cossigny	77--A.s chevry gym	31.2	36.3	33.2	32.3	133.0
6	Champs sur marne	77--Espérance	31.6	30.2	32.4	35.1	129.3

### 5.2. Résultats individuels

	Gymnaste	Equipe	Annee					Total
1	JEAN MELINA	St pierre du perray	2011	12.7	13.1	12.3	12.6	50.7
2	JEAN KETTLY	St pierre du perray	2011	10.9	13.1	11.7	12.8	48.5
3	VANTIGHEM LEA	Cergy	2009	11.3	12.9	11.9	12.2	48.3
4	ADAMI CHLOÉ	Champigny	2010	10.6	12.9	12.7	11.7	47.9
5	NOLL IRIS	Chevry Cossigny	2009	11.0	12.5	11.6	12.5	47.6
6	TARDIEU LISE	Les Clayes	2009	11.0	12.2	11.9	12.4	47.5
7	PLANTARD LILY	Cergy	2009	11.0	12.9	11.5	11.6	47.0
8	POULAIN CAMILLE	Cergy	2010	10.9	13.0	11.6	11.1	46.6
9	LAPOSI FLORINE	Les Clayes	2010	10.8	11.9	11.9	11.9	46.5
10	PARENT OONA	Les Clayes	2010	10.0	12.7	12.0	11.2	45.9
11	LANTERNE LEANNA	St pierre du perray	2011	10.8	11.9	11.2	11.9	45.8
12	RAMALINGOM LANA	Cergy	2010	10.8	11.6	10.9	12.3	45.6
13	CABLAN EVA	Champs sur marne	2009	10.6	11.2	11.1	12.5	45.4
14	DISSON ENOLA	Cergy	2010	10.7	12.1	10.9	11.4	45.1
15	MOSCONI TALLIEN TAIRA	Champigny	2009	11.2	11.1	10.9	11.7	44.9
16	NDONG BANGA ANNETTE	Chevry Cossigny	2010	10.1	13.1	9.7	10.0	42.9
17	FRECHON LEANA	Les Clayes	2010	10.2	9.1	11.7	11.8	42.8
18	BAUDUIN INAYA	Champs sur marne	2011	10.3	10.0	11.1	11.0	42.4
19	DELOUTRE JADE	St pierre du perray	2009	10.5	9.3	9.8	12.2	41.8
20	STEFFEN ORIANE	Champigny	2010	10.1	10.5	10.9	10.2	41.7
21	GIRAULT ELINE	Chevry Cossigny	2011	10.1	10.7	11.6	9.1	41.5
22	SANZ CHLOE	Les Clayes	2010	10.6	11.7	8.2	10.9	41.4
23	WOZNIAK NATALIA	Champigny	2010	10.7	10.4	9.9	9.6	40.6
24	BENHAMLAT AMEL	Champigny	2009	9.6	9.9	12.2	8.8	40.5
25	JEANNIN JELIAAH	Champs sur marne	2008	10.3	8.7	9.7	11.6	40.3
26	BEUCHERIE EMMA	Cergy	2010	9.9	11.1	8.8	9.6	39.4
27	MAUSSION ANAELLE	Les Clayes	2010	10.2	6.2	11.6	10.8	38.8
28	BLANCHETIERE JADE	Champs sur marne	2011	10.7	9.0	9.8	9.0	38.5
29	JANVIER CHLOE	St pierre du perray	2009	9.9	10.3	8.5	8.8	37.5
30	TRIBOULOT LEONORE	Chevry Cossigny	2008	9.9	10.0	9.7	6.2	35.8
31	REBUFFE ANAE	Chevry Cossigny	2011	10.1	2.6	10.0	9.8	32.5
32	AMENGUAL APOLINE	Champs sur marne	2011	10.2	3.1	10.2	8.7	32.2
33	VICTOR RAPHAEL LEEYAH	St pierre du perray	2011	0.0	7.8	10.2	0.0	18.0
34		Chevry Cossigny	0	0.0	0.0	0.0	0.0	0.0
	LESEUR GAÉTANE	Champigny	2009	0.0	0.0	0.0	0.0	0.0
		Champs sur marne	0	0.0	0.0	0.0	0.0	0.0

## 6. FEMININ NIVEAU4 7-14 ans . SA\_DA (individuels)

### 6.1. Résultats par équipes

	Equipe	Club					Total
1	Cergy	95--Cergy'm Club	33.9	35.3	32.9	34.3	136.4
2	Les Clayes	78--Les Clayes de la Gym	30.6	35.0	35.0	35.4	136.0
3	Draveil Gym	91--A'tous gym Draveil	31.2	34.7	31.1	32.4	129.4

### 6.2. Résultats individuels





	Gymnaste	Equipe	Annee					Total
1	XAVIR YSIA	Cergy	2013	12.2	11.4	10.8	12.2	46.6
2	FAUREL AIMEE	Draveil Gym	2014	10.7	12.1	11.7	11.1	45.6
3	HILAIRE CAMILLE	Cergy	2010	10.0	12.1	11.1	11.3	44.5
4	FERJOUX MARGOT	Les Clayes	2011	10.5	12.1	9.6	11.8	44.0
5	LEFEVRE ROMANE	Les Clayes	2010	10.1	11.3	12.0	10.5	43.9
	DESRUMAUX ROXANE	Cergy	2009	10.6	11.8	11.0	10.5	43.9
7	ESSAMA ESSAMA CHELSEA	Les Clayes	2010	10.0	11.6	11.2	10.5	43.3
8	IBARRA THAIS	Les Clayes	2013	10.0	10.4	11.2	11.6	43.2
9	CARRIERE MANELLE	Les Clayes	2010	9.9	8.6	11.8	12.0	42.3
10	CALLEWAERT AXELLE	Draveil Gym	2011	10.4	10.2	10.1	11.1	41.8
11	NEUMAN MELINE	Les Clayes	2012	10.0	7.8	10.0	11.2	39.0
12	BIDAULT JEANNE	Draveil Gym	2010	9.3	11.0	8.4	10.2	38.9
13	FAUREL LOUISE	Draveil Gym	2011	10.1	10.7	8.4	8.9	38.1
14	PARDO EMMA	Cergy	2011	11.1	10.3	5.8	10.8	38.0
15	WILLIAMS JUSTINE	Draveil Gym	2009	9.7	11.6	9.3	0.0	30.6
16	CALLEWAERT MORGANE	Draveil Gym	2012	9.9	0.0	8.8	7.4	26.1
17	ALVES MAHÉ	Cergy	2012	0.0	0.0	0.0	0.0	0.0
		Cergy	0	0.0	0.0	0.0	0.0	0.0

## 7. FEMININ NIVEAU3 11 + . SA\_DA (individuels)

### 7.1. Résultats par équipes

	Equipe	Club					Total
1	Houilles 1	78--Avant-Garde de Houilles	33.0	37.9	36.1	37.3	144.3
2	Brie comte robert	77--Scbgym	33.9	36.9	35.7	37.6	144.1
3	Marcoussis	91--Asm	34.5	33.5	37.0	36.3	141.3
4	Fresnes	94--A.A.S. FRESNES	31.5	35.5	36.2	36.9	140.1
5	UFOLEP 91	91--Gym club yerrois	32.5	35.9	36.7	34.8	139.9
6	UFOLEP 77	77--Cs montereau	34.4	35.0	34.1	36.0	139.5
7	Chilly Morangis	91--Cgmc	33.6	32.5	36.7	36.5	139.3
8	Gargenville	78--Espérance de gargenville	31.6	36.1	34.9	33.8	136.4
9	Eragny	95--Gsa eragny	32.4	33.2	36.1	34.0	135.7
10	Gonesse	95--Association sportive et gymnique de gonesse	33.0	29.5	33.4	33.3	129.2
11	Les mureaux	78--Les Mureaux	32.2	29.3	32.7	34.8	129.0
12	Houilles 2	78--Avant-Garde de Houilles	30.8	32.4	32.6	32.5	128.3





### 7.2. Résultats individuels

	Gymnaste	Equipe	Annee					Total
1	REDON MARINE	Houilles 1	2003	10.9	12.4	12.6	12.6	48.5
	KPAKPO MARINE	Brie comte robert	2001	12.3	11.2	12.4	12.6	48.5
3	DUPUY MAELLE	Chilly Morangis	2007	11.2	11.3	12.9	12.7	48.1
4	CHARBONNIER CORALIE	UFOLEP 77	2002	12.6	12.1	11.5	11.8	48.0
5	VEAU JUSTINE	Houilles 1	1991	11.3	13.0	11.5	11.8	47.6
6	MERTON CANDYCE	Marcoussis	2007	12.4	9.9	12.9	12.3	47.5
7	DOUCHET CHARLOTTE	UFOLEP 91	2003	10.9	12.3	12.2	12.0	47.4
8	GOSSE FANNY	Brie comte robert	2001	10.9	11.6	12.2	12.3	47.0
	THIRAVONG MEYNO	Fresnes	2006	10.4	11.7	12.2	12.7	47.0
10	CHERON CELIA	Brie comte robert	2005	10.7	12.7	11.1	12.3	46.8
11	RICHARDOT ESTHER	Marcoussis	2004	9.9	11.8	13.1	11.9	46.7
12	JARRIER-STETTIN JULIE *	Plaisir 1 (indiv) (indiv)	2000	9.9	12.8	11.8	12.1	46.6
13	PERHIRIN MANON	Houilles 1	2000	10.7	11.8	12.0	12.0	46.5
	BEATRIZ LÉA	Eragny	1998	11.2	11.3	12.7	11.3	46.5
15	LECHLEIDER ELISHA	Gonesse	2008	11.4	11.0	11.8	12.1	46.3
	NESSAH SANA	Fresnes	2006	10.5	11.8	11.6	12.4	46.3
17	BARRE MARION	Marcoussis	2005	11.7	11.6	11.0	11.9	46.2
18	HOUARD CAMILLE	Fresnes	2006	10.2	12.0	12.1	11.8	46.1
19	SAOUNERA MARIETOU	Gonesse	2003	11.2	11.7	11.7	11.4	46.0
20	KERRIEN MARION	Gargenville	1998	10.7	11.9	11.8	11.4	45.8
21	VIOLLETTE JULINE	UFOLEP 77	2003	10.3	12.2	11.3	11.8	45.6
22	THUILLIER FRANCESCA	Houilles 1	2005	10.8	11.6	10.4	12.7	45.5
	VAN DEN BORRE LEANA	Brie comte robert	2005	10.7	11.7	10.4	12.7	45.5
24	DEVILLE FOILLARD STEPHANIE	UFOLEP 91	1979	10.7	12.6	11.5	10.6	45.4
	KLEPPER EVE	Gargenville	2004	10.4	12.7	11.6	10.7	45.4
26	TONDI LORENE	Gargenville	1998	10.5	11.5	11.5	11.7	45.2





	CHERON CHLOE	Brie comte robert	2002	10.4	12.5	10.4	11.9	45.2
	EL MENNANI ANOUCK	Les mureaux	2009	11.2	9.6	11.5	12.9	45.2
29	VARSVAUX EMMA	Chilly Morangis	2000	10.9	10.5	11.5	11.6	44.5
30	AUBURSIN MARION	UFOLEP 77	2001	10.8	10.7	10.6	12.1	44.2
31	BOURADA LISA	Chilly Morangis	2008	11.5	8.7	12.3	11.6	44.1
32	VIOLLET ANDREANNE	Eragny	2002	10.3	11.9	11.6	10.1	43.9
33	CAZEMAJOU LÉNA	Houilles 1	2004	10.2	12.5	11.1	10.0	43.8
	PAULOS MELINA	Chilly Morangis	2009	10.4	10.7	10.5	12.2	43.8
	CHARTON ABIGAÏL	Fresnes	2009	10.1	11.3	11.9	10.5	43.8
36	CELET MAILYS	Les mureaux	2004	10.5	9.9	10.7	12.5	43.6
37	DELCLOQUE SOLENN	UFOLEP 91	2005	10.4	11.0	11.2	10.8	43.4
38	VIARD JULIE	Marcoussis	2003	10.4	10.1	10.6	12.1	43.2
39	DAVID MAELLE	Houilles 2	1999	10.3	10.5	11.1	11.1	43.0
40	ALVES MAY	Houilles 2	1999	10.0	11.4	10.5	11.0	42.9
41	MALLEJAC JULIETTE	Fresnes	2002	10.0	10.4	11.8	9.9	42.1
42	RAKOTONDRA TRIMO LEA-ZOE	UFOLEP 77	2006	9.8	10.3	11.3	10.5	41.9
43	DAULY ZOÉ	Houilles 2	2002	10.5	10.5	10.7	10.1	41.8
44	MESTARI MORJAN	Houilles 2	2002	9.9	10.5	10.8	10.4	41.6
	SULPICE LAURA	Eragny	1988	9.8	10.0	11.5	10.3	41.6
46	DENIS LAURA	Eragny	2001	10.8	7.2	11.8	11.4	41.2
47	BEANCOURT RODRIGUEZ LEANA	Les mureaux	2006	10.5	9.5	10.4	9.4	39.8
48	MALLET MELYNA	Les mureaux	2010	10.0	9.8	10.5	8.9	39.2
49	THIVAVONG MEYLI	Fresnes	2004	10.6	4.8	11.2	11.4	38.0
50	LENGARD LEA	UFOLEP 77	2004	9.9	8.6	9.4	9.6	37.5
51	DARTRON CLARELLE	Gonesse	1999	10.4	6.8	9.9	9.8	36.9
52	ANDRE MAGALLON MATHILDE	UFOLEP 91	2005	10.9	0.0	12.4	12.0	35.3
53	BRETER ANAIS	UFOLEP 77	2002	11.0	0.0	10.8	12.1	33.9
54	DENIS ROXANE	Eragny	1998	10.4	0.0	11.2	11.3	32.9
55	HORNBECK CAMILLE	Gargenville	2003	9.7	7.4	9.2	0.0	26.3
56	JOUDOUX NOELIE	UFOLEP 91	2005	0.0	0.0	12.1	6.9	19.0
57	GRANIER MATHILDE	Eragny	1996	0.0	0.0	10.4	2.0	12.4
58		Houilles 1	0	0.0	0.0	0.0	0.0	0.0
		Houilles 2	0	0.0	0.0	0.0	0.0	0.0
		Houilles 2	0	0.0	0.0	0.0	0.0	0.0
	RICHARDOT GAELLE	Marcoussis	2002	0.0	0.0	0.0	0.0	0.0
		Marcoussis	0	0.0	0.0	0.0	0.0	0.0
	MINHOTO CASSANDRA *	Athis Mons 1 (indiv) (indiv)	2000	0.0	0.0	0.0	0.0	0.0
	SAMBA FOUANI ROMANE	UFOLEP 91	2004	0.0	0.0	0.0	0.0	0.0
	DIGNIMONT LEA	Gargenville	2003	0.0	0.0	0.0	0.0	0.0
	TONDI ORIANE	Gargenville	1995	0.0	0.0	0.0	0.0	0.0
	GENTE ANAELLE	Chilly Morangis	2003	0.0	0.0	0.0	0.0	0.0
	VERHOESTRAETE EMMA	Chilly Morangis	2003	0.0	0.0	0.0	0.0	0.0
		Gonesse	0	0.0	0.0	0.0	0.0	0.0
		Gonesse	0	0.0	0.0	0.0	0.0	0.0
		Gonesse	0	0.0	0.0	0.0	0.0	0.0
	BERRIC CAROLINE	Brie comte robert	1994	0.0	0.0	0.0	0.0	0.0
		Les mureaux	0	0.0	0.0	0.0	0.0	0.0
		Les mureaux	0	0.0	0.0	0.0	0.0	0.0

## 8. FEMININ NIVEAU4 11 + . SA\_DA (individuels)

### 8.1. Résultats par équipes

	Equipe	Club					Total
1	Vaires	77--Us Vaires	33.5	37.3	37.1	34.9	142.8
2	Brie comte robert	77--Scbgym	32.9	37.7	35.0	34.9	140.5
3	St pierre du perray	91--St Pierre du Perray	32.9	36.3	36.9	34.0	140.1
4	Plaisir 1	78--Etoile gymnique plaisiroise	32.4	36.9	34.9	35.6	139.8
5	UFOLEP 91	91--ESR arpajon	32.8	36.8	33.9	35.6	139.1
6	Osny	95--Espoirs gymniques d'osny	32.0	36.6	35.1	35.1	138.8
7	Montrouge	92--SMM Montrouge	32.9	37.4	34.6	33.6	138.5
8	Chilly Morangis	91--Cgmc	33.0	36.1	33.6	35.4	138.1
9	Conflans 1	78--PLM Conflans Gym	32.3	38.1	35.2	31.6	137.2
	Chatou	78--Chatou DynaGym	32.9	35.9	33.4	35.0	137.2
11	Plessis paté 1	91--EGPP	32.6	34.9	31.6	33.8	132.9
12	UFOLEP 77	77--Cs montereau	32.7	34.1	34.3	31.6	132.7
13	Les Clayes 2	78--Les Clayes de la Gym	31.1	37.0	32.5	31.9	132.5
14	Rungis	94--GCR RUNGIS	31.3	32.2	31.4	33.3	128.2
15	Les mureaux	78--Les Mureaux	29.7	30.1	31.9	30.1	121.8
16	Marcoussis	91--Asm	0.0	0.0	0.0	0.0	0.0

### 8.2. Résultats individuels

	Gymnaste	Equipe	Annee					Total
1	DUMY MANON	Brie comte robert	2008	11.1	13.0	12.4	12.3	48.8
2	NAVILIAT LENA	Vaires	1997	10.9	12.1	12.8	11.5	47.3
3	PRINCE ALOUNY	Vaires	2003	11.4	12.6	11.7	11.2	46.9
4	DELOPHONT TANYA	Plaisir 1	2007	10.6	12.7	11.9	11.4	46.6
5	VERGNOLLE JULIETTE	UFOLEP 91	2004	11.1	12.7	10.6	12.0	46.4
6	INACIO ELIA *	Rungis 1 (indiv) (indiv)	2002	11.3	11.7	11.8	11.5	46.3
7	DASILVA LEA	Chilly Morangis	2004	11.3	11.8	11.2	11.9	46.2
8	RODRIGUEZ KEISSY	Brie comte robert	2009	10.5	12.5	11.3	11.8	46.1
9	VIGNAUD FLORINE	Osny	2004	10.6	13.0	11.4	11.0	46.0
10	SALMONT PAULINE	Conflans 1	1998	10.7	13.0	11.1	11.1	45.9
11	MABROUK IMEN	Plaisir 1	2008	10.0	12.3	11.4	12.1	45.8
12	MICHEL MAEVA	Osny	2003	10.7	10.5	12.5	12.0	45.7
	BARTOL AXELLE	Chilly Morangis	2006	10.7	12.6	11.0	11.4	45.7
	BOUDJELI LISA	Montrouge	2007	11.2	12.1	11.2	11.2	45.7
15	PEREZ ALAYA	Montrouge	2006	10.9	12.8	10.5	11.3	45.5
16	COLAVIN CELIA	St pierre du perray	1997	10.3	12.0	12.3	10.8	45.4
	MAILLARD ATHINA	Montrouge	2007	10.8	12.1	11.4	11.1	45.4
18	SOLDO MARINA	Plaisir 1	2001	11.0	10.8	11.1	12.1	45.0
	LEBERT LEANNE	St pierre du perray	2004	10.7	11.3	11.6	11.4	45.0
20	PLUMEL MELINE	St pierre du perray	2001	10.9	11.7	10.3	11.8	44.7
21	DELAHAYS CHLOE	Chatou	2004	10.5	11.2	11.3	11.6	44.6
22	HAMEROUX SOLENN	Montrouge	2000	10.3	11.7	12.0	10.5	44.5
23	HARDY JULIETTE	Les Clayes 2	2006	10.4	12.6	10.7	10.6	44.3
	BIGOT ROMANE	Chatou	2004	11.1	11.9	9.7	11.6	44.3

25	LEFRANC ROMANE	Plessis paté 1	2007	11.2	11.0	10.7	11.3	44.2
	HERBILLON CLARA	UFOLEP 77	2005	10.6	12.4	10.7	10.5	44.2
27	LARRAZ MARIE-CAROLINE	Les Clayes 2	2003	10.0	12.4	11.0	10.6	44.0
	BAILLIET LUCILLE	Osny	2005	9.8	12.1	10.9	11.2	44.0
29	QUELENN LOUANE	Les Clayes 2	2009	10.4	12.0	10.8	10.7	43.9
	FRECHON AMELINE	Plaisir 1	2007	10.8	10.2	11.6	11.3	43.9
31	TEMPREMENT MAELEEN	UFOLEP 77	2004	11.0	10.5	12.3	10.0	43.8
	SOMERS ELSA	St pierre du perray	2001	11.0	10.7	12.0	10.1	43.8
33	DABILLY ELEONORE	Conflans 1	2000	9.8	12.4	10.5	11.0	43.7
34	PERROT EMMA	Plaisir 1	2004	10.1	11.9	11.0	10.5	43.5
35	COLIN INES	UFOLEP 91	2009	10.2	11.4	10.5	11.3	43.4
	BENOIT HELOISE	Vaires	1992	10.9	10.4	11.4	10.7	43.4
	FILLEAU EMELINE	Brie comte robert	2001	10.7	10.9	11.0	10.8	43.4
38	COLLEONI CHLOE	Conflans 1	1997	10.8	12.1	10.9	9.5	43.3
39	GOBY CHLOE	UFOLEP 77	2002	10.8	11.2	10.4	10.7	43.1
	HERTIG LUCIE	Brie comte robert	2000	10.6	11.9	11.3	9.3	43.1
41	GRZECZKOWICZ CHARLOTTE	Chatou	2006	10.8	11.7	10.8	9.7	43.0
42	JACQUEMIER LAETITIA	UFOLEP 77	2004	10.9	10.3	11.3	10.4	42.9
43	ENGEL MARIE	Rungis	1998	10.2	11.7	9.3	11.4	42.6
	ROUILLERE LENA	Chilly Morangis	2003	10.8	9.4	10.3	12.1	42.6
45	MARTIN JAY MAIA	Brie comte robert	2009	11.1	12.2	9.2	10.0	42.5
46	HENRI SHANYS	Chilly Morangis	2007	9.8	11.6	9.6	11.3	42.3
47	COQUART MARGAUX	Chilly Morangis	2003	10.9	11.7	9.6	10.0	42.2
48	DUPIED-FLORET MARGAUX	Chatou	2007	11.0	8.5	11.3	11.2	42.0
49	GOMES DA SILVA ALEXANDRA	Osny	2003	10.2	11.5	11.2	9.0	41.9
50	MALHERBE AUREGAN	UFOLEP 91	2009	10.8	10.4	9.5	10.9	41.6
51	L'HERMITTE ALEXANDRA	Rungis	1996	10.6	8.7	10.9	11.3	41.5
52	VERHOESTRAETE MANON	Chilly Morangis	2005	9.8	9.4	11.4	10.8	41.4
53	BEN AMARA MEISSA	Plessis paté 1	2006	9.9	11.4	9.6	10.3	41.2
	SAPPEY MARIE	Plaisir 1	2007	10.1	9.6	11.4	10.1	41.2
55	DIDIER LEYLOU	Plessis paté 1	2008	10.3	9.4	10.8	10.5	41.0
	BARBOT AURELIE	Rungis	1995	10.5	10.4	9.5	10.6	41.0
57	BOUVARD GARANCE	Vaires	2004	11.2	5.6	12.2	11.9	40.9
58	LECANU ANDREA	Osny	1998	10.7	8.1	10.1	11.9	40.8
59	DERIAN LOUANE	Plessis paté 1	2004	10.7	12.5	9.2	8.1	40.5
	LAHSSIOUI INES	Les mureaux	2008	8.7	11.9	10.5	9.4	40.5
61	MICHAUT LENA	Plessis paté 1	2006	9.8	9.2	9.2	12.0	40.2
62	ANRETAR VANESSA	Brie comte robert	1992	10.2	11.4	9.1	8.5	39.2
63	STAJIC ELENA	Les mureaux	2007	10.0	10.0	10.3	8.7	39.0
64	AMADOU RIMADO	UFOLEP 77	2007	10.2	10.2	9.8	8.7	38.9
65	THIEBAUT MARTHE	Plessis paté 1	2004	10.7	8.7	10.1	9.2	38.7
66	COULIBALY HAWA	Les mureaux	2011	9.5	7.2	10.8	9.9	37.4
67	GOREGUES JUSTINE	Les Clayes 2	2002	9.6	8.3	10.5	8.4	36.8
	DOS SANTOS SILVA CASSANDRE	Conflans 1	2000	9.5	5.6	12.3	9.4	36.8
69	REITER PAULINE	Rungis	1995	10.2	7.2	9.2	9.9	36.5
70	TAVERNIER CLARA	St pierre du perray	1999	11.0	12.6	12.6	0.0	36.2
71	MORIN ELISE	Les Clayes 2	2011	10.3	4.1	10.5	10.6	35.5
72	THOMAS ANNE	Vaires	2000	10.7	12.6	12.1	0.0	35.4
73	TREPY AURELIA	Conflans 1	1984	10.8	12.7	11.8	0.0	35.3
74	TARRIS ENOLA	Vaires	2000	0.0	11.9	11.4	11.5	34.8
75	BRIMBOEUF ADELINE	UFOLEP 91	1998	10.9	12.7	11.0	0.0	34.6
76	MICOUREAU MAYLINE	UFOLEP 91	2000	10.5	0.0	12.0	11.9	34.4
77	ROSZCZENKO WIKTORIA	Chatou	2006	0.0	12.3	10.1	11.8	34.2
78	BOUSSET FANNY	UFOLEP 91	2010	0.0	11.1	10.9	11.7	33.7

79	SOUMAHORO AMY	Les mureaux	2008	9.2	4.0	8.0	10.8	32.0
80	BOUILLIE CAMILLE	Montrouge	1999	0.0	12.5	8.7	10.1	31.3
81	BROCQUEVIELLE MARIE	Rungis	1989	10.0	10.1	11.0	0.0	31.1
82	GALLET SOPHIE	Les mureaux	2004	10.2	0.0	10.6	9.1	29.9
83	FERHANI LINA	Les mureaux	2008	0.0	8.2	10.2	7.7	26.1
84	PASTEN JULIE	Conflans 1	1989	0.0	0.0	9.5	9.0	18.5
85	GEORGELIN MAÉLANE	Chatou	2005	0.0	8.0	0.0	9.6	17.6
86	WESTEEL KARLA	Rungis	1998	0.0	0.0	8.9	6.3	15.2
87	AUBIN JADE	Marcoussis	2001	0.0	0.0	0.0	0.0	0.0
	BAROUX ANAE	Marcoussis	2004	0.0	0.0	0.0	0.0	0.0
	BINARD LAURE	Marcoussis	2004	0.0	0.0	0.0	0.0	0.0
	COET ALYSSA	Marcoussis	2003	0.0	0.0	0.0	0.0	0.0
	STEPHAN LAURINE	Marcoussis	2007	0.0	0.0	0.0	0.0	0.0
	THOMAS JULIETTE	Marcoussis	2004	0.0	0.0	0.0	0.0	0.0
	IHADDADENE CLEMENTINE	Les Clayes 2	2008	0.0	0.0	0.0	0.0	0.0
	ESSELIN SHANA	UFOLEP 77	2009	0.0	0.0	0.0	0.0	0.0
	ZANONI LAURELAINE	Osny	1999	0.0	0.0	0.0	0.0	0.0
		St pierre du perray	0	0.0	0.0	0.0	0.0	0.0
	SIMON MARGAUX	Montrouge	2000	0.0	0.0	0.0	0.0	0.0

## 9. MASCULIN NIVEAU4 11 + . SA\_DA (individuels)

### 9.1. Résultats par équipes

	Equipe	Club								Total
1	Rungis	94--GCR RUNGIS	36.4	34.4	33.9	34.6	38.7	32.4	210.4	
2	Chatou	78--Chatou DynaGym	31.7	36.1	36.3	34.5	36.9	31.4	206.9	
3	Les mureaux	78--Les Mureaux	37.4	37.5	31.6	36.5	34.7	28.1	205.8	
4	Dreux	28--Esperance drouaise	32.7	35.8	32.8	33.7	35.6	30.8	201.4	
5	Eragny	95--Gsa eragny	32.9	36.8	30.4	32.9	36.1	30.3	199.4	
6	Houilles	78--Avant-Garde de Houilles	30.9	33.4	31.6	31.1	36.7	25.9	189.6	
7	Chartres	28--essor des carnutes	25.2	30.1	18.4	29.0	27.9	18.3	148.9	
8	Conflans	78--PLM Conflans Gym	22.8	21.8	20.1	22.0	25.7	18.9	131.3	

### 9.2. Résultats individuels

	Gymnaste	Equipe	Année								Total
1	NOIRAULT FRANCOIS	Chartres	1976	11.8	13.4	12.8	10.8	13.0	12.6	74.4	
2	TROUILLET BAPTISTE	Rungis	2004	12.8	11.2	12.5	11.6	13.0	12.2	73.3	
3	IVANES NICOLAS	Les mureaux	2006	13.1	12.9	11.1	12.8	12.7	10.3	72.9	
4	BOUCHARDIE SHEUNE	Chatou	2009	12.5	12.9	12.8	11.1	11.9	11.5	72.7	
5	CHAPUT HUGO *	Bray 1 (indiv) (indiv)	2000	13.1	11.2	9.7	12.1	13.2	13.0	72.3	
6	SUIGNARD MAXIME	Rungis	2002	12.3	12.0	10.9	11.5	12.9	12.1	71.7	
7	HELIAS GRÉGOR Y	Chatou	2003	10.9	12.4	11.8	12.7	12.5	10.0	70.3	
8	IVANES PIERRE	Les mureaux	2009	12.7	12.8	11.5	12.2	11.4	8.6	69.2	
9	BLANCHARD CLEMENT	Eragny	2000	10.8	13.4	11.9	10.9	12.5	9.0	68.5	
10	JURE STEVAN	Dreux	2003	11.2	12.6	12.9	12.2	10.5	8.4	67.8	
	BOYD SAM	Conflans	2008	12.5	11.4	10.6	10.9	13.1	9.3	67.8	
12	CRABOS BERTRAND	Dreux	1982	12.2	11.3	10.0	10.3	11.6	11.5	66.9	
13	FOURNIER ELIOTT	Houilles	2006	10.8	10.0	10.3	10.9	12.6	10.5	65.1	
14	BOCK JEREMIE	Dreux	1996	9.3	10.5	9.9	11.2	12.8	10.9	64.6	
15	MARQUES COSTA MARTIN	Les mureaux	2006	11.6	11.8	9.0	11.5	10.6	9.2	63.7	
16	DABILLY LEANDRE	Conflans	2006	10.3	10.4	9.5	11.1	12.6	9.6	63.5	
17	BONIN ANTOINE	Chatou	2004	7.6	10.8	11.7	10.7	12.0	9.9	62.7	
18	THIER Y ETIENNE	Rungis	2008	10.9	11.0	10.5	10.5	12.8	6.5	62.2	
19	SPINOSA NATHAN	Rungis	2005	11.3	9.7	9.6	11.5	11.9	8.1	62.1	
20	LEGROS-GARNIER VICTOR	Rungis	2007	10.2	11.2	7.7	11.4	12.1	5.9	58.5	
21	BOLE FEYSOT YANN	Chatou	1971	8.3	10.0	8.8	10.0	12.4	8.4	57.9	
22	COLLET VINCENT	Eragny	1981	9.5	11.3	7.6	10.9	11.0	7.1	57.4	
23	JEUDY MARTIN	Houilles	2006	9.3	12.4	12.0	0.0	12.5	8.3	54.5	
24	PRINCE ERWAN	Houilles	2006	10.8	10.0	7.0	10.6	7.3	7.1	52.8	
25	DELALANDE GAËTAN	Houilles	2007	8.4	11.0	9.3	9.3	11.6	0.0	49.6	
26	CHEVROT NICOLAS	Eragny	1999	0.0	12.1	10.9	0.0	12.6	12.4	48.0	
27	VALTIER ARTHUR	Houilles	2004	8.1	8.1	8.3	9.6	8.8	3.7	46.6	
28	CHERON CHRISTOPHER	Eragny	1984	12.2	0.0	0.0	11.1	9.1	8.5	40.9	
29	CHEVRIER TIM	Chartres	2009	8.9	8.2	1.9	9.1	7.3	3.5	38.9	
30	PIFFARA REMI	Dreux	1996	0.0	11.9	7.9	0.0	11.2	7.6	38.6	
31	PANAS GAËTAN	Chartres	2009	4.5	8.5	3.7	9.1	7.6	2.2	35.6	
32	PASTEN ADOLPHE	Eragny	1979	9.9	0.0	0.0	0.0	0.0	8.9	18.8	



33	ROCCHI EDDY	Dreux	1984	0.0	0.0	0.0	0.0	11.0	0.0	11.0
34	WELLENSTEIN NOÉ	Houilles	2007	0.0	0.0	0.0	0.0	0.0	0.0	0.0
	THEBAULT GAYLORD	Dreux	1981	0.0	0.0	0.0	0.0	0.0	0.0	0.0
	CHEURFA LIAM	Conflans	2007	0.0	0.0	0.0	0.0	0.0	0.0	0.0
		Conflans	0	0.0	0.0	0.0	0.0	0.0	0.0	0.0
		Conflans	0	0.0	0.0	0.0	0.0	0.0	0.0	0.0
		Conflans	0	0.0	0.0	0.0	0.0	0.0	0.0	0.0
	SULPICE JESSY	Eragny	1991	0.0	0.0	0.0	0.0	0.0	0.0	0.0
	SOLER JULIEN	Rungis	1983	0.0	0.0	0.0	0.0	0.0	0.0	0.0
	SIRJEAN THOMAS *	Orsay 1 (indiv) (indiv)	2006	0.0	0.0	0.0	0.0	0.0	0.0	0.0
	DELONGVERT NATHAN	Chatou	2009	0.0	0.0	0.0	0.0	0.0	0.0	0.0
	MERLE SEAN	Chatou	2005	0.0	0.0	0.0	0.0	0.0	0.0	0.0
	BOLE-FEYSOT YANN *	Chatou 1 (indiv) (indiv)	1971	0.0	0.0	0.0	0.0	0.0	0.0	0.0
		Les mureaux	0	0.0	0.0	0.0	0.0	0.0	0.0	0.0
		Les mureaux	0	0.0	0.0	0.0	0.0	0.0	0.0	0.0
		Les mureaux	0	0.0	0.0	0.0	0.0	0.0	0.0	0.0
	DJIKINE ISAAC	Chartres	2003	0.0	0.0	0.0	0.0	0.0	0.0	0.0
	GOULU JULIEN	Chartres	2006	0.0	0.0	0.0	0.0	0.0	0.0	0.0
	LOUIS JAMES	Chartres	2007	0.0	0.0	0.0	0.0	0.0	0.0	0.0

## 10. MASCULIN NIVEAU5 11 + . SA\_DA (individuels)

### 10.1. Résultats par équipes

	Equipe	Club							Total
1	Marcoussis	91--Asm	35.4	33.9	31.9	31.6	37.0	35.3	205.1
2	Plaisir	78--Etoile gymnique plaisiroise	31.8	32.3	32.9	30.3	35.5	34.4	197.2
3	Beauchamp	95--Arabesque gymnique Beauchamp	34.0	28.9	30.2	32.3	32.1	32.9	190.4
4	Rungis	94--GCR RUNGIS	32.5	26.7	33.1	30.9	35.6	31.2	190.0
5	Athis Mons	91--Usa Athis Mons	30.7	25.1	30.9	31.3	35.6	32.0	185.6
6	Chatou	78--Chatou DynaGym	26.6	28.5	31.5	28.0	31.8	31.4	177.8
7	Draveil TEAM	91--DRAVEIL Team tumbling Gymnastique	16.1	16.4	21.7	19.0	21.1	21.4	115.7
8	Les mureaux	78--Les Mureaux	0.0	0.0	0.0	0.0	0.0	0.0	0.0






### 10.2. Résultats individuels

	Gymnaste	Equipe	Annee							Total
1	HAMMACHI LAHCENE	Marcoussis	1981	11.8	11.0	10.7	11.2	12.5	11.5	68.7
2	KURZENNE MATHIEU	Athis Mons	1998	10.7	10.7	10.8	10.7	12.6	12.2	67.7
3	ALAMRAOUI NASSIM	Plaisir	1999	10.9	10.8	11.3	9.7	12.1	11.3	66.1
4	MARQUES HELIO	Chatou	1988	8.6	12.9	11.9	9.0	11.8	11.7	65.9
5	BOSSIO WANGI DJIBRIL	Plaisir	2008	10.6	10.2	10.0	10.2	11.5	11.8	64.3
6	COSSON THIBAUT	Beauchamp	2002	11.3	10.1	9.6	11.0	10.6	10.9	63.5
7	CARTIER NATHAN	Plaisir	2011	9.3	11.3	11.3	10.3	11.5	9.5	63.2
8	NARDY QUENTIN	Beauchamp	2004	9.7	9.3	10.4	10.0	11.5	11.4	62.3
9	BRUNNER CORMIER PIERRE	Athis Mons	2006	9.6	8.6	10.4	10.9	12.3	10.0	61.8
10	RESTIER DAVID	Plaisir	1971	9.2	10.2	8.8	9.8	11.9	11.3	61.2
11	TIMON KELVIN	Beauchamp	2007	12.4	9.5	8.2	10.4	10.0	10.6	61.1
12	LIX MAXIME	Marcoussis	2003	6.5	10.5	8.6	10.4	12.1	12.1	60.2
13	LABOURET LUCAS	Marcoussis	2003	12.1	12.4	11.5	0.0	12.4	11.7	60.1
14	OTMANI ADAM	Beauchamp	2007	10.3	8.5	10.2	10.9	9.6	10.3	59.8
15	ALVES ENZO	Marcoussis	2005	11.5	7.4	9.7	10.0	12.0	9.1	59.7
16	CHAIBELAINE HUGO	Rungis	2007	10.9	8.8	9.8	10.4	11.0	8.6	59.5
17	ARNAUD MAXIME	Chatou	2004	9.6	8.6	9.9	9.9	10.5	10.3	58.8
18	MOLLE ARNAUD	Rungis	1989	10.6	7.3	10.8	9.5	9.4	10.9	58.5
19	ROUGERON TOM	Draveil TEAM	2006	6.0	9.8	10.4	9.8	11.0	11.4	58.4
20	DIMET NOAH	Draveil TEAM	2009	10.1	6.6	11.3	9.2	10.1	10.0	57.3
21	PEREIRA JEAN	Plaisir	1970	10.3	9.8	10.3	0.0	11.5	9.6	51.5
22	BOUTROY FREDERIC	Athis Mons	1988	10.4	0.0	9.7	9.7	10.7	9.8	50.3
23	THAVIOT MATTHIEU	Rungis	1987	11.0	5.2	0.0	11.0	11.6	11.0	49.8
24	PIVERT MATHIS	Rungis	2008	6.4	9.2	11.3	0.0	11.8	9.3	48.0
25	ELISAVESTKIY ALEXANDER	Chatou	2003	7.0	5.6	7.3	9.1	9.5	9.0	47.5
26	POUBANNE PHILIPPE	Rungis	1961	0.0	8.7	11.0	0.0	12.2	9.0	40.9
27	TAX LENNY	Athis Mons	2003	8.5	5.8	9.1	0.0	10.4	6.6	40.4
28	BAIN ANTHONY	Chatou	2006	8.4	7.0	9.7	0.0	0.0	9.4	34.5
29	DI CICCIO MAXIME	Rungis	2003	0.0	0.0	0.0	0.0	0.0	0.0	0.0
	DE OLIVEIRA HUGO	Chatou	2007	0.0	0.0	0.0	0.0	0.0	0.0	0.0
	LOUSAO KLARI LIAM	Draveil TEAM	2010	0.0	0.0	0.0	0.0	0.0	0.0	0.0
	DIONISI GUILLAUME	Les mureaux	1996	0.0	0.0	0.0	0.0	0.0	0.0	0.0

REBELO JULIEN	Les mureaux	1999	0.0	0.0	0.0	0.0	0.0	0.0	0.0	0.0
SAVIN ERICK	Les mureaux	1990	0.0	0.0	0.0	0.0	0.0	0.0	0.0	0.0

## 11. MASCULIN NIVEAU4 11-16 ans . SA\_DA (individuels)

### 11.1. Résultats par équipes

	Equipe	Club							Total
1	Marcoussis	91--Asm	33.5	28.8	26.1	33.1	32.7	29.9	184.1
2	Houilles	78--Avant-Garde de Houilles	31.2	26.8	24.6	31.8	34.1	22.4	170.9
3	Gargenville	78--Espérance de gargenville	29.1	25.0	23.5	32.7	28.6	25.4	164.3

### 11.2. Résultats individuels







	Gymnaste	Equipe	Année							Total
1	THORAX DIMITRI	Gargenville	2011	12.6	12.2	9.9	12.2	12.6	11.8	71.3
2	VAYSSE ILAN	Marcoussis	2009	11.2	8.9	9.7	10.4	12.0	10.8	63.0
3	KHEFIF SOFIANE	Marcoussis	2008	10.4	11.4	6.9	10.8	11.7	9.2	60.4
4	HENCHOZ AUGUSTIN	Houilles	2009	11.2	8.2	9.1	10.5	11.8	6.3	57.1
5	GLAVIER LILIAN	Marcoussis	2008	11.9	6.6	9.0	11.1	9.0	7.7	55.3
6	CAZEMAJOU TRISTAN	Houilles	2009	10.2	9.8	6.2	11.0	10.5	6.8	54.5
7	LARIVIERE PAUL	Houilles	2007	9.8	8.8	6.9	10.3	10.9	5.4	52.1
8	TONDI LEANDRE	Gargenville	2008	8.0	11.4	6.3	10.7	7.9	7.4	51.7
9	LARANJEIRO MARTIN MILO	Marcoussis	2012	7.3	8.5	7.4	11.0	7.8	8.7	50.7
10	GONCALVES MATIAS	Houilles	2007	7.1	7.3	8.5	9.9	8.9	7.8	49.5
11	BAGARD SIMON ANDRE	Marcoussis	2012	6.6	2.5	7.1	11.0	8.0	9.9	45.1
12	CARVALHO NOA	Gargenville	2008	8.5	1.4	7.3	9.8	8.1	6.2	41.3
13	CADIOT LUCAS	Houilles	2008	5.0	6.0	7.0	9.6	6.3	2.4	36.3
14	BURGERT QUENTIN	Houilles	2008	0.0	0.0	0.0	0.0	11.4	7.8	19.2
15		Marcoussis	0	0.0	0.0	0.0	0.0	0.0	0.0	0.0
	PELLERIN CLEMENT	Gargenville	2008	0.0	0.0	0.0	0.0	0.0	0.0	0.0
		Gargenville	0	0.0	0.0	0.0	0.0	0.0	0.0	0.0
		Gargenville	0	0.0	0.0	0.0	0.0	0.0	0.0	0.0

## 12. MASCULIN NIVEAU1 11 + . SA\_DA (individuels)

### 12.1. Résultats par équipes





	Equipe	Club							Total
1	Athis Mons	91--Uso Athis Mons	0.0	0.0	0.0	0.0	0.0	0.0	0.0

### 12.2. Résultats individuels

	Gymnaste	Equipe	Anne e							Total
1	ALLEK IDRIS	Athis Mons	2001	0.0	0.0	0.0	0.0	0.0	0.0	0.0
	COLLO AURELIEN	Athis Mons	2002	0.0	0.0	0.0	0.0	0.0	0.0	0.0
	DUBARRY MATHEO	Athis Mons	1999	0.0	0.0	0.0	0.0	0.0	0.0	0.0
		Athis Mons	0	0.0	0.0	0.0	0.0	0.0	0.0	0.0
		Athis Mons	0	0.0	0.0	0.0	0.0	0.0	0.0	0.0
		Athis Mons	0	0.0	0.0	0.0	0.0	0.0	0.0	0.0

## 13. FEMININ NIVEAU3 11-15 ans . SA\_DA (individuels)

### 13.1. Résultats par équipes







	Equipe	Club					Total
1	A. Dreux	28--Alliance de dreux gymnastique	32.4	35.8	36.6	38.3	143.1

### 13.2. Résultats individuels





	Gymnaste	Equipe	Annee					Total
1	BULLOU MARION	A. Dreux	2009	11.0	12.1	12.6	13.1	48.8
2	HALLIER DE CARVALHO LISA *	Arpajon 1 (indiv) (indiv)	2009	10.8	11.9	11.8	13.1	47.6
3	LEBIGRE MELYNE	A. Dreux	2008	10.9	12.4	11.0	12.6	46.9
4	ROUZEAU GARANCE	A. Dreux	2008	10.5	10.5	12.0	12.2	45.2
5	FERENBACH MAITENA	A. Dreux	2010	10.1	11.1	10.8	12.6	44.6
6	REDON LOUANE	A. Dreux	2010	10.5	11.3	12.0	10.1	43.9
7	BABOIN ANGELINA	A. Dreux	2008	10.5	10.2	10.7	11.5	42.9

## 14. MASCULIN NIVEAU2 11 + . SA\_DA (individuels)

### 14.1. Résultats par équipes

	Equipe	Club							Total
1	Houilles	78--Avant-Garde de Houilles	41.2	29.3	29.7	38.1	30.7	32.9	201.9
2	Draveil Gym	91--A'tous gym Draveil	31.5	16.7	29.9	34.5	28.1	21.2	161.9
3	Eragny	95--Gsa eragny	41.0	20.6	18.5	38.2	21.3	21.1	160.7

### 14.2. Résultats individuels







	Gymnaste	Equipe	Année							Total
1	FERREIRA THOMAS	Houilles	2001	14.1	10.8	12.1	13.1	11.6	12.0	73.7
2	PASTEN JONATHAN	Eragny	1985	13.5	10.7	13.1	12.4	11.9	11.2	72.8
3	MASSAKA HERVYN	Houilles	2001	13.7	9.3	9.7	11.4	10.4	9.6	64.1
4	PICHON ALEXIS	Houilles	1999	13.4	9.2	7.9	12.4	8.7	11.0	62.6
5	MIRA JEREMY	Eragny	1998	13.3	9.9	5.4	12.6	9.4	9.9	60.5
6	LAMPE STEEVE	Draveil Gym	2005	12.5	5.0	12.4	12.1	10.6	6.9	59.5
7	DUVALLET ADRIEN	Draveil Gym	2004	10.4	2.9	10.8	12.6	10.1	10.1	56.9
8	BENDJABALLAH MOHAMED	Houilles	1999	12.1	7.2	0.0	12.6	7.5	9.9	49.3
9	THAVOT LEO	Draveil Gym	2007	8.6	5.1	6.7	9.8	5.9	4.2	40.3
10	SABUCO THOMAS	Eragny	2005	14.2	0.0	0.0	13.2	0.0	0.0	27.4
11	FLUCHA SEBASTIEN	Draveil Gym	1986	0.0	6.6	0.0	0.0	7.4	0.0	14.0
12	COURT ADRIEN	Houilles	1999	0.0	0.0	0.0	0.0	0.0	0.0	0.0
		Houilles	0	0.0	0.0	0.0	0.0	0.0	0.0	0.0
		Draveil Gym	0	0.0	0.0	0.0	0.0	0.0	0.0	0.0
		Draveil Gym	0	0.0	0.0	0.0	0.0	0.0	0.0	0.0
	DARRIGADE THEO	Eragny	2003	0.0	0.0	0.0	0.0	0.0	0.0	0.0
	THOUVENOT PIERRE	Eragny	1989	0.0	0.0	0.0	0.0	0.0	0.0	0.0
		Eragny	0	0.0	0.0	0.0	0.0	0.0	0.0	0.0

## 15. MASCULIN NIVEAU3 11 + . SA\_DA (individuels)

### 15.1. Résultats par équipes

	Equipe	Club							Total
1	Dreux	28--Esperance drouaise	33.6	35.3	39.2	35.2	38.9	37.7	219.9
2	Houilles	78--Avant-Garde de Houilles	36.0	28.4	29.8	35.0	35.5	27.5	192.2
3	Plaisir	78--Etoile gymnique plaisiroise	34.3	29.3	27.8	34.5	31.2	22.1	179.2
4	Draveil TEAM	91--DRAVEIL Team tumbling Gymnastique	6.9	13.2	21.4	11.8	20.7	22.7	96.7





### 15.2. Résultats individuels

	Gymnaste	Equipe	Anne e							Total
1	PAULMIER GILDAS	Dreux	1996	12.0	13.7	13.4	12.1	13.8	13.3	78.3
2	CACERES STEFAN	Dreux	1987	10.9	10.9	12.8	12.0	12.2	12.5	71.3
3	LE TADIC THEO	Dreux	2002	10.7	10.7	13.0	11.1	12.1	10.5	68.1
4	PETIT YLIAN	Plaisir	1996	13.7	8.8	10.7	12.3	11.4	10.2	67.1
5	DESMOTS SEBASTIEN	Houilles	1982	10.7	11.4	11.5	11.9	11.5	9.2	66.2
6	GAUTHIER THOMAS	Dreux	1995	9.4	8.4	8.5	10.6	12.9	11.9	61.7
7	LEGROS NOHE	Draveil TEAM	2008	6.9	8.3	10.2	11.8	10.2	10.3	57.7
8	LECLERC JULIEN	Houilles	1989	13.2	9.5	0.0	11.9	11.6	10.5	56.7
9	LERMECHAIN ETIENNE	Houilles	2002	12.1	5.6	11.0	10.7	12.4	3.9	55.7
10	FLORAC RODRIGUE	Plaisir	1997	8.3	10.8	6.2	10.2	10.7	7.4	53.6
11	LE LAN MORGAN	Plaisir	2005	10.3	8.1	7.9	11.8	9.1	4.5	51.7
12	LE BLEVEC ELLIOT	Houilles	2003	8.4	6.2	7.3	11.2	8.3	7.7	49.1
13	BOYER LEO	Houilles	1996	8.0	7.5	4.2	10.9	10.4	7.8	48.8
14	GOREGUES LUCAS	Plaisir	1997	10.3	9.7	9.2	10.4	7.5	0.0	47.1
15	DE FONDAUMIERE ANTHONY	Draveil TEAM	2001	0.0	4.9	11.2	0.0	10.5	12.4	39.0
16	FOURMENT RAPHAËL	Houilles	2004	0.0	0.0	0.0	0.0	0.0	0.0	0.0
	BAILLET THOMAS	Plaisir	1992	0.0	0.0	0.0	0.0	0.0	0.0	0.0
	GERARD HUGO	Plaisir	1998	0.0	0.0	0.0	0.0	0.0	0.0	0.0
	PAULMIER BORIS	Dreux	1996	0.0	0.0	0.0	0.0	0.0	0.0	0.0
		Dreux	0	0.0	0.0	0.0	0.0	0.0	0.0	0.0
	GUEX FRANK	Draveil TEAM	1983	0.0	0.0	0.0	0.0	0.0	0.0	0.0
	MONGIN CORENTIN	Draveil TEAM	2003	0.0	0.0	0.0	0.0	0.0	0.0	0.0
		Draveil TEAM	0	0.0	0.0	0.0	0.0	0.0	0.0	0.0
		Draveil TEAM	0	0.0	0.0	0.0	0.0	0.0	0.0	0.0



## 16. FEMININ NIVEAU1 11-18 ans . SA\_DA (individuels)

### 16.1. Résultats par équipes





	Equipe	Club					Total
1	Les Clayes	78--Les Clayes de la Gym	34.3	35.1	36.4	38.3	144.1

### 16.2. Résultats individuels





	Gymnaste	Equipe	Annee					Total
1	LEFEBVRE CYLIA	Les Clayes	2008	11.2	13.5	11.7	13.0	49.4
2	DUGOURGEOT LILA *	Lognes 1 (indiv) (indiv)	2009	12.9	10.1	12.0	12.8	47.8
3	VIXAMAR IRIS	Les Clayes	2006	12.3	10.0	12.3	13.1	47.7
4	GABOUZE KATIA *	Boulogne 1 (indiv) (indiv)	2008	12.6	11.1	12.1	11.5	47.3
5	PHILIPPE ALYCIA	Les Clayes	2006	10.1	8.8	11.9	12.2	43.0
6	WILLAY LOU	Les Clayes	2008	0.0	11.6	12.2	12.0	35.8
7	DANIEAU SIMON CAPUCINE	Les Clayes	2006	10.0	6.1	8.9	7.9	32.9
8	FERJOUX LOUISE	Les Clayes	2009	10.8	5.4	0.0	8.2	24.4

## 17. FEMININ NIVEAU3 11-18 ans . SA\_DA (individuels)

### 17.1. Résultats par équipes

	Equipe	Club					Total
1	MLO MORET ET ORVANNES	77--AVENIR GYM M.L.O.	33.0	37.0	37.1	38.3	145.4
2	Vaires	77--Us Vaires	33.9	36.7	35.5	37.3	143.4
3	Voisins	78--Voisins	32.4	35.4	38.4	37.0	143.2
4	Gargenville	78--Espérance de gargenville	32.4	32.0	37.2	36.9	138.5
5	Champigny	94--RSCChampigny gym	32.0	34.8	37.2	34.0	138.0
6	Les Clayes	78--Les Clayes de la Gym	31.2	33.8	36.3	35.5	136.8
7	Morsang sur orge	91--Morsang sur Orge	30.0	33.0	34.9	35.7	133.6







### 17.2. Résultats individuels

	Gymnaste	Equipe	Annee					Total
1	NENNIG ELINOR	Voisins	2005	11.2	13.3	13.2	12.2	49.9
2	PARIS MELISSA	MLO MORET ET ORVANNES	2005	11.2	12.5	12.5	12.3	48.5
3	HAMARD CHLOE	MLO MORET ET ORVANNES	2010	10.9	12.3	12.1	13.1	48.4
4	THEOPHILE CHLOE	Morsang sur orge	2011	11.2	11.9	12.5	12.3	47.9
5	LECOMTE MATHILDE	Vaires	2006	11.5	12.4	11.5	12.0	47.4
6	BARADU MAELYS	Champigny	2007	10.6	12.3	12.6	11.3	46.8
7	DALIS ELORA	Gargenville	2008	11.2	10.6	12.5	12.3	46.6
	LORIC ENORA	MLO MORET ET ORVANNES	2008	10.1	11.6	12.5	12.4	46.6
	SILVESTRO LYA	MLO MORET ET ORVANNES	2009	10.0	12.0	11.9	12.7	46.6
10	KEITA ANDERSON ALDA	Vaires	2005	11.2	13.0	9.5	12.8	46.5
11	GOENSE MÉLINE	Vaires	2007	11.2	11.3	11.7	12.2	46.4
12	DOS SANTOS LEANE	Les Clayes	2008	10.3	11.5	12.0	12.2	46.0
	GRAISSAGUEL CHLOE	Champigny	2005	11.1	12.1	11.7	11.1	46.0
14	THIERY AMANDINE	Voisins	2005	10.6	10.9	12.2	12.1	45.8
15	CHEVAL MARINE	Voisins	2008	10.6	9.6	12.8	12.5	45.5
16	PETRAU SOPHIE	Les Clayes	2005	10.5	11.6	12.1	11.2	45.4
17	BA WOURY	Gargenville	2009	10.8	11.1	11.1	12.2	45.2
	LEBRETON ELISE	Voisins	2007	10.2	10.5	12.4	12.1	45.2
19	DEVAUCHELLES LOU	Champigny	2009	10.3	10.4	12.8	11.6	45.1
20	BARRUET CARLA	Voisins	2007	10.4	10.7	11.5	12.3	44.9
21	RANDRIARIMALALA KANTO	Gargenville	2011	10.4	9.6	12.3	12.4	44.7
22	ABDOUL MELLEK CAMILLE	Les Clayes	2005	10.4	9.9	12.2	12.1	44.6
23	HURGON MARIE	MLO MORET ET ORVANNES	2007	9.6	12.2	10.0	12.3	44.1
24	PERICAUD CELIANE	Vaires	2006	10.6	10.1	11.0	12.3	44.0
25	LAMPIN LILWEN	Gargenville	2007	9.5	10.3	12.4	11.6	43.8
26	DUSSAUX CHARLINE	Voisins	2008	10.2	11.2	11.5	10.7	43.6
27	TRINQUET CALI	MLO MORET ET ORVANNES	2009	10.9	9.9	10.2	12.5	43.5
28	PELLEGRINI LOUANE	Les Clayes	2008	10.0	9.4	11.3	10.8	41.5
29	LONDAS CELIA	Gargenville	2006	9.6	10.3	11.4	9.8	41.1
30	FERREIRA MAËLYS	Champigny	2009	10.2	9.6	11.8	9.4	41.0
31	GILBERT HEATHER	Vaires	2005	10.1	9.9	8.9	11.9	40.8
32	VALMAGGIA SALA MAYA	Morsang sur orge	2008	9.1	9.6	10.7	11.3	40.7
33	DUCHESNE DIARRA TESSA	Les Clayes	2009	10.2	10.7	9.4	9.7	40.0
34	SEMPESKI COLINE	Morsang sur orge	2006	9.7	0.0	11.7	12.1	33.5
35	PAUL LOANNE	Vaires	2007	10.8	9.4	12.3	0.0	32.5







36	ANDRÉ ELYNA	Gargenville	2008	9.6	0.0	9.7	9.0	28.3
37	MELET MARION	Morsang sur orge	2008	9.0	11.5	7.3	0.0	27.8
38	RENAULT NINON	Les Clayes	2008	0.0	0.0	0.0	0.0	0.0
		Champigny	0	0.0	0.0	0.0	0.0	0.0
		Champigny	0	0.0	0.0	0.0	0.0	0.0
	MAJCHRZAK NOEMIE	Morsang sur orge	2010	0.0	0.0	0.0	0.0	0.0
		Morsang sur orge	0	0.0	0.0	0.0	0.0	0.0

## 18. MASCULIN NIVEAU5 11-16 ans . SA\_DA (individuels)

### 18.1. Résultats par équipes





	Equipe	Club							Total
1	Dreux	28--Esperance drouaise	28.5	25.0	29.8	27.0	32.5	28.0	170.8
2	Orsay	91--Caorsay	27.6	12.9	26.7	26.9	26.5	25.7	146.3

### 18.2. Résultats individuels





	Gymnaste	Equipe	Année							Total
1	CAMICAS THEO *	Eragny 1 (indiv) (indiv)	2009	10.3	9.4	9.1	10.7	12.1	10.1	61.7
2	GAMEIRO JUSTIN	Dreux	2011	10.4	9.1	11.1	8.8	11.3	9.8	60.5
3	COPEZ NOE *	Conflans 1 (indiv) (indiv)	2008	11.1	7.7	10.1	10.7	10.5	10.3	60.4
4	JURE ETHAN	Dreux	2010	10.4	8.0	11.7	9.2	10.8	9.8	59.9
5	DUCHESNE MARIN	Orsay	2011	7.4	6.3	10.3	9.2	9.3	9.7	52.2
6	SENECHAL TOM	Dreux	2010	7.7	7.9	7.0	9.0	10.4	8.4	50.4
7	VUYLSTEKER NOAH	Orsay	2009	9.8	3.7	8.8	9.0	9.4	8.5	49.2
8	GUINET JULIEN	Orsay	2009	10.4	2.9	7.6	8.7	7.8	7.5	44.9
9	COQUEREL HUGO	Dreux	2011	0.0	0.0	0.0	0.0	0.0	0.0	0.0

## 19. FEMININ NIVEAU3 7-14 ans . SA\_DA (individuels)

### 19.1. Résultats par équipes







	Equipe	Club					Total
1	Marcoussis	91--Asm	32.3	29.5	30.9	33.8	126.5

### 19.2. Résultats individuels







	Gymnaste	Equipe	Annee					Total
1	DOUCET ZOÉ	Marcoussis	2013	11.2	10.1	10.8	10.7	42.8
2	BILLARAND CARA	Marcoussis	2009	9.9	11.1	9.0	11.8	41.8
3	HAMMACHI INES	Marcoussis	2014	10.8	8.3	9.7	10.8	39.6
4	BORTONE PASTORE GIULIA	Marcoussis	2009	10.3	7.2	10.4	11.2	39.1
5		Marcoussis	0	0.0	0.0	0.0	0.0	0.0
		Marcoussis	0	0.0	0.0	0.0	0.0	0.0

## 20. MASCULIN NIVEAU3 11-18 ans . SA\_DA (individuels)

### 20.1. Résultats par équipes





	Equipe	Club							Total
1	Champigny	94--RSCChampigny gym	36.0	28.7	29.2	37.4	33.8	30.3	195.4

### 20.2. Résultats individuels





	Gymnaste	Equipe	Anne e							Total
1	DEVAUCHELLES THEO	Champigny	2005	12.1	12.6	10.1	12.1	13.1	12.4	72.4
2	BARBOSA ALVES LEANDRO	Champigny	2006	12.8	8.1	9.6	13.0	11.8	11.1	66.4
3	SINTES VALENTIN	Champigny	2008	11.1	8.0	9.5	12.3	8.9	6.8	56.6
4	BARBOSA ALVES RODRIGO	Champigny	2006	0.0	0.0	0.0	0.0	0.0	0.0	0.0
	HAFEZ ROBIN	Champigny	2008	0.0	0.0	0.0	0.0	0.0	0.0	0.0
		Champigny	0	0.0	0.0	0.0	0.0	0.0	0.0	0.0

## 21. FEMININ NIVEAU6 11 + . SA\_DA (individuels)

### 21.1. Résultats par équipes

	Equipe	Club					Total
1	Lyon Ste Blandine	69--Espérance Sainte Blandine de Lyon	0.0	0.0	0.0	0.0	0.0

### 21.2. Résultats individuels

	Gymnaste	Equipe	Annee					Total
1	BENSALMIA NOUR	Lyon Ste Blandine	2008	0.0	0.0	0.0	0.0	0.0
	BERTRAND MARGAUD	Lyon Ste Blandine	2008	0.0	0.0	0.0	0.0	0.0
	MERCIER ABIGAIL	Lyon Ste Blandine	2004	0.0	0.0	0.0	0.0	0.0
	OBOMBY CAMILLE	Lyon Ste Blandine	2010	0.0	0.0	0.0	0.0	0.0
	YOUSSEF ELODY	Lyon Ste Blandine	2007	0.0	0.0	0.0	0.0	0.0