

## **Résultats de la compétition**

***Demi-finales nationales GAF G3 GAM G3-G4- Finales G3-Finales Jeunes GAM G3-G4***

***Castelsarrasin***

***10-11-12 mai 2024***

# 1. FEMININ NIVEAU7 11 + . SA\_DA (individuels)

## 1.1. Résultats par équipes





	Equipe	Club					Total
1	Castelsarrasin	82--Le défi castelsarrasinois	39.4	36.8	38.3	39.8	154.3
2	Perpignan	66--Uscm	36.4	37.0	38.8	39.6	151.8
3	Lormont	33--Club gymnique lormontais	38.7	34.8	37.1	38.4	149.0
4	Saint alexandre	30--Lalune Gym St Alexandre	36.8	28.2	38.5	34.9	138.4

## 1.2. Résultats individuels





	Gymnaste	Equipe	Annee					Total
1	VIZIER LANA	Castelsarrasin	2010	10.1	9.6	9.3	10.2	39.2
2	VANACKER MAELYS	Perpignan	2010	9.2	9.8	9.7	10.2	38.9
3	FRANCOIS DINA - NAJLAE	Castelsarrasin	2010	9.6	9.3	10.1	9.1	38.1
4	VASSIA ANGELINA	Castelsarrasin	2009	9.4	9.1	9.6	9.9	38.0
5	VILLESUZANNE JADE	Lormont	2010	9.9	8.4	9.7	9.9	37.9
	TRANTOUL LEA	Castelsarrasin	2007	10.0	8.7	9.1	10.1	37.9
7	DOMINGAS MARQUES ALICIA	Perpignan	2009	8.5	9.5	10.1	9.6	37.7
	PREIRA KEYHINA	Perpignan	2005	9.6	8.5	9.6	10.0	37.7
9	HURTAUD CLOÉ	Lormont	2010	9.7	9.1	9.3	9.3	37.4
	VALLA MYA	Saint alexandre	2010	9.7	7.6	9.9	10.2	37.4
11	GARCIA GABRIELLE	Perpignan	2007	9.1	9.2	9.4	9.6	37.3
12	ZATAR JUNIOR THAIS	Lormont	2010	9.9	8.9	8.3	10.1	37.2
13	TRATTENERO CHARLINE	Castelsarrasin	2008	9.7	8.2	9.3	9.6	36.8
14	ELNAJAH TAMARA	Castelsarrasin	2010	8.6	8.8	9.2	9.3	35.9
15	AMELOT MERCIER JULIE	Lormont	2007	9.1	8.4	8.8	9.1	35.4
16	OLIVIER EVA	Perpignan	2011	8.4	7.7	9.4	9.8	35.3
17	MILLIÈRE JEANNE	Saint alexandre	2007	9.1	7.6	9.5	8.4	34.6
18	LE VEE LOANE	Saint alexandre	2010	9.3	6.1	9.8	8.4	33.6
19	BARON PAULINE	Lormont	2007	9.2	5.2	9.3	9.1	32.8
	FIGUIRA MARIA	Saint alexandre	2012	8.7	6.9	9.3	7.9	32.8

## 2. FEMININ NIVEAU8 11 + . SA\_DA (individuels)

### 2.1. Résultats par équipes





	Equipe	Club					Total
1	Lormont	33--Club gymnique lormontais	35.3	34.9	38.5	38.7	147.4
2	Saint alexandre	30--Lalune Gym St Alexandre	34.1	36.9	35.8	39.2	146.0
3	Uzes	30--Club de gymnastique uzetia	34.4	31.9	36.8	34.2	137.3

### 2.2. Résultats individuels



	Gymnaste	Equipe	Annee					Total
1	CLEMANDOT MARIE-ASTRID	Lormont	1992	9.0	9.1	10.0	10.0	38.1
2	FAUCON MANON	Saint alexandre	1987	8.6	9.4	8.7	10.1	36.8
3	GARCIA THAIS	Lormont	2007	8.7	8.3	9.6	10.1	36.7
4	FAILLA LEA	Saint alexandre	1989	8.4	9.6	8.3	10.1	36.4
5	MONTANE MAËLLYS	Saint alexandre	2012	8.5	8.6	9.2	9.5	35.8
6	AGNIA CYNTHIA	Lormont	1992	8.8	8.4	8.9	9.3	35.4
7	BATAILLE PAULINE	Saint alexandre	2010	8.6	8.1	9.1	9.5	35.3
8	DE CORO CHARLINE	Uzes	2011	8.7	7.5	9.6	9.4	35.2
	HOUDREMONT LILOU	Uzes	2007	9.2	9.0	9.6	7.4	35.2
10	PAQUET LOUANNE	Saint alexandre	2011	7.7	9.2	8.1	9.4	34.4
11	DUPUY CHLOE	Lormont	2009	8.8	7.8	8.3	9.3	34.2
12	REVEL LUCIE	Uzes	2007	6.5	8.7	9.1	9.2	33.5
13	CORNUBET MARIE-LISE	Saint alexandre	2004	7.8	8.7	8.8	7.6	32.9
14	LECLERCQ NOÉMIE	Uzes	2011	8.1	6.7	8.5	8.2	31.5
15	BOUTAMINE LÉA	Uzes	2007	8.4	5.6	7.9	7.3	29.2
16	CHAILLEUX DAPHNE	Lormont	2009	0.0	9.1	10.0	9.2	28.3
17	TETART VALENTINE	Lormont	1999	7.9	0.0	7.3	5.1	20.3
18	HOUOT-GOMZALEZ TITAINA	Uzes	2011	0.0	0.0	0.0	0.0	0.0

### 3. FEMININ NIVEAU1 11 + . SA\_DA (individuels)

#### 3.1. Résultats par équipes





	Equipe	Club					Total
1	Castelnau le lez	34--GSL34.com - Castelnau le Lez	39.9	39.4	39.6	41.9	160.8
2	Cabestany	66--COC Gymnastique	36.8	40.1	36.7	41.3	154.9
3	Muret	31--Le Ralliement	35.8	35.5	39.0	39.5	149.8

#### 3.2. Résultats individuels





	Gymnaste	Equipe	Annee					Total
1	LARCIER LOU	Castelnau le lez	2008	13.4	13.8	12.8	13.9	53.9
2	DARFIN YAËLLE	Castelnau le lez	2006	13.8	12.5	12.5	14.3	53.1
3	OUAKALA ANAIS	Castelnau le lez	2001	12.7	13.1	12.9	13.7	52.4
4	YOCUM STACY	Muret	2002	13.2	11.2	13.6	13.6	51.6
5	RIBES LILI	Cabestany	2001	12.6	13.1	12.7	13.0	51.4
6	DESACHY MARION	Cabestany	1997	12.5	12.0	12.4	14.1	51.0
7	PUERTA ELOISE	Muret	2002	11.3	13.2	12.7	12.8	50.0
8	MERCIER ELSA	Cabestany	1989	11.5	13.5	10.5	14.2	49.7
9	PYDEGADU OCEANE	Muret	2002	11.3	11.1	12.7	13.1	48.2
	RICHOMME CAROLINE	Castelnau le lez	2000	10.7	10.8	13.9	12.8	48.2
11	MANYA LEELOU	Cabestany	2007	11.7	11.7	11.1	12.6	47.1
12	BIAU CHARLOTTE	Cabestany	2004	11.4	9.0	9.8	10.0	40.2
13	DAGES MELANIE	Cabestany	1994	10.6	13.5	11.6	0.0	35.7
14	BLANC FLAVY	Muret	2003	10.6	8.8	11.4	0.0	30.8
15	EL AZZOUZI SHERYNE	Castelnau le lez	2007	10.4	7.3	12.5	0.0	30.2
16	CARTRY ELEONORE	Muret	2003	10.3	0.0	9.6	0.0	19.9
17		Muret	0	0.0	0.0	0.0	0.0	0.0
	NAUROY BONNIE	Castelnau le lez	2004	0.0	0.0	0.0	0.0	0.0

## 4. FEMININ NIVEAU3 11-15 ans . SA\_DA (individuels)

### 4.1. Résultats par équipes





	Equipe	Club					Total
1	Castelnau le lez	34--GSL34.com - Castelnau le Lez	35.6	36.3	36.9	39.0	147.8
2	Cabestany	66--COC Gymnastique	33.7	36.0	36.5	38.5	144.7
3	Portet sur garonne	31--Portet gym	33.8	36.6	35.3	36.6	142.3

### 4.2. Résultats individuels

	Gymnaste	Equipe	Annee					Total
1	REZZOUG GAGNERE SANAE	Castelnau le lez	2012	12.5	13.1	12.0	13.2	50.8
2	MOLINIE NINON	Castelnau le lez	2012	12.0	11.0	12.8	12.8	48.6
3	HURSTEL MILA	Cabestany	2011	11.4	12.5	11.9	12.4	48.2
4	DELAHAYE LILY	Portet sur garonne	2009	10.1	12.8	11.8	12.7	47.4
5	CELESTE RUDL KELLY	Cabestany	2011	10.9	11.4	11.6	13.3	47.2
	PAILLISSE LALY	Cabestany	2008	11.2	11.8	11.7	12.5	47.2
7	DELPECH AURELIA	Cabestany	2009	11.1	10.9	12.8	12.2	47.0
	MALEVET ESTHER	Castelnau le lez	2010	10.9	12.2	12.1	11.8	47.0
9	LAUNAY LUCIE	Portet sur garonne	2011	11.3	12.0	11.8	11.8	46.9
10	SUNDSTRÔM RACHEL	Castelnau le lez	2011	11.1	10.9	11.7	13.0	46.7
11	CLARET AMBRE	Cabestany	2008	10.8	10.2	11.8	12.7	45.5
12	GENRAULT BELHADJ ALYSSA	Portet sur garonne	2011	11.6	11.2	11.7	10.7	45.2
13	AOMAR EVOLENE	Portet sur garonne	2009	10.1	11.8	11.0	12.1	45.0
14	BERTHELOT LYDIE	Cabestany	2010	10.6	11.7	11.5	11.1	44.9
15	BELKAIIOUS WISSEME	Portet sur garonne	2010	10.9	11.1	11.1	11.6	44.7
16		Portet sur garonne	0	0.0	0.0	0.0	0.0	0.0
		Castelnau le lez	0	0.0	0.0	0.0	0.0	0.0
		Castelnau le lez	0	0.0	0.0	0.0	0.0	0.0

## 5. FEMININ NIVEAU3 11-18 ans . SA\_DA (individuels)

### 5.1. Résultats par équipes







	Equipe	Club					Total
1	UFOLEP 12	12--La Perle Villefrancoise	32.7	36.9	38.4	37.9	145.9
2	Cabestany	66--COC Gymnastique	33.0	35.6	37.8	37.5	143.9
3	Uzes	30--Club de gymnastique uzetia	31.9	32.8	34.5	37.5	136.7
4	Castelsarrasin	82--Le défi castelsarrasinois	32.1	33.0	32.4	34.1	131.6

### 5.2. Résultats individuels







	Gymnaste	Equipe	Annee					Total
1	DIDYME LISA	UFOLEP 12	2010	11.2	12.0	12.4	13.0	48.6
2	ESSEGHIR CARLA	Cabestany	2006	11.1	12.8	11.6	12.6	48.1
3	VILLAROYA ELISENDA	Cabestany	2006	11.3	10.3	13.2	12.5	47.3
	GAUBERT SERENA	UFOLEP 12	2010	11.0	11.8	12.0	12.5	47.3
5	BERTRAND VALENTINE	UFOLEP 12	2011	10.5	11.3	12.8	12.4	47.0
6	RODRIGUEZ LIVIA	Cabestany	2009	10.6	11.8	10.9	12.4	45.7
7	PEPIN CLARA	Cabestany	2006	10.4	10.9	12.3	11.2	44.8
	TALLARON CLÉMENCE	Uzes	2011	11.3	9.8	10.8	12.9	44.8
9	DELPierre ANNA	Uzes	2007	10.4	11.3	11.7	11.3	44.7
10	PUIGSEGUR LOU	Cabestany	2007	10.3	11.0	12.3	10.9	44.5
11	RIBEYRE LUCIA	Uzes	2010	10.2	10.9	11.4	11.6	44.1
12	PIGNOL SASHA	Castelsarrasin	2011	10.4	11.0	10.8	11.8	44.0
13	CLARAC LUNA	Castelsarrasin	2010	11.1	10.8	10.3	11.4	43.6
14	BENOIT ASTRID	Uzes	2009	9.8	9.1	11.4	13.0	43.3
15	BÉNÉZET JESSY	Cabestany	2006	10.2	10.8	10.6	11.1	42.7
16	SALVADORI CÉLIA	Castelsarrasin	2006	10.6	10.8	10.8	9.2	41.4
17	VIGUIE ANAE	Castelsarrasin	2010	10.3	9.1	9.0	10.8	39.2
18	MHIMDAT ASSIA	Castelsarrasin	2010	9.7	8.5	10.8	10.1	39.1
19	GANZA LÉA	Castelsarrasin	2007	0.0	11.2	10.7	10.9	32.8
20	CHARLET MARIE	UFOLEP 12	2006	0.0	13.1	13.2	0.0	26.3
21	BENEZET LOUISE	Uzes	2007	0.0	10.6	8.5	0.0	19.1
22	PLANTEVIT PRUNE	Uzes	2005	0.0	0.0	0.0	0.0	0.0
	MAUREL ALIX	UFOLEP 12	2009	0.0	0.0	0.0	0.0	0.0
	POUX--GLORY CLOÉ	UFOLEP 12	2011	0.0	0.0	0.0	0.0	0.0

## 6. MASCULIN NIVEAU3 11 + . SA\_DA (individuels)

### 6.1. Résultats par équipes

	Equipe	Club							Total
1	Cabestany	66--COC Gymnastique	39.9	34.1	38.3	35.6	38.5	30.8	217.2
2	Castelnau le lez	34--GSL34.com - Castelnau le Lez	39.8	29.3	39.1	36.6	36.3	34.0	215.1
3	UFOLEP 63	63--Ste gymnastique la thiernoise	37.5	30.4	38.8	38.5	34.6	31.8	211.6
4	Tours GC	37--Tours Gymnastique Club	34.0	36.5	37.1	34.7	38.0	30.8	211.1

### 6.2. Résultats individuels

	Gymnaste	Equipe	Anne e							Total
1	JAMET THOMAS	Tours GC	1995	13.1	13.0	12.7	12.8	12.9	12.9	77.4
2	SEMAIL RAVEL YOUNES	Cabestany	2007	13.8	12.5	12.9	11.3	12.7	9.6	72.8
	MAILLARD-JARNOUX ELOUAN *	Vigneux de bretagne 1 (indiv) (indiv)	2003	12.4	10.6	13.4	11.8	12.9	11.7	72.8
4	GALLEA FAUSTIN	UFOLEP 63	1998	11.5	12.6	13.1	12.3	11.9	10.8	72.2
5	MERCADER YANN	Cabestany	2004	13.3	9.7	12.8	12.2	12.8	11.1	71.9
6	RIVIERE LUCAS	Castelnau le lez	2006	13.2	8.3	12.7	12.8	11.8	11.7	70.5
7	BONAL SYLVAIN	UFOLEP 63	2004	13.2	8.7	12.6	13.6	9.8	10.8	68.7
8	GEORGET KILIAN	UFOLEP 63	2004	12.2	9.1	13.1	12.6	11.4	9.8	68.2
9	RAMASY--CLÉMENT SLOAN	Cabestany	2008	12.5	11.4	10.8	11.8	10.1	8.3	64.9
10	DOUSSAT PHILIPPE	Tours GC	1973	9.5	12.8	9.4	11.0	12.8	8.7	64.2
11	DURAND LOUIS	Tours GC	2007	11.4	10.7	13.0	10.9	12.3	5.8	64.1
12	DA SILVA GREGORY	UFOLEP 63	2007	12.1	7.7	11.6	12.0	9.3	7.7	60.4
13	BERTHELOT EVAN	Cabestany	2007	12.8	8.4	8.3	11.6	12.0	5.4	58.5
14	LASSALLE JULES	Cabestany	2007	10.4	4.4	11.9	11.2	10.7	8.8	57.4
15	SALAGNAC VINCENT	Tours GC	1996	6.7	7.3	11.3	10.9	11.9	9.2	57.3
16	BEGUE FLORIAN	Castelnau le lez	1995	13.3	8.0	12.8	11.8	11.0	0.0	56.9
	CHASSAT LUCAS	UFOLEP 63	2006	10.2	7.1	7.6	10.5	11.3	10.2	56.9
18	ODIN NICOLAS	Castelnau le lez	2000	0.0	9.1	13.1	12.0	12.0	10.5	56.7
19	LEVADOUX TIM	UFOLEP 63	2003	10.9	5.0	12.0	12.0	7.4	7.2	54.5
20	MARCHAND ANTOINE	Tours GC	2007	7.7	8.8	11.4	9.9	8.8	7.2	53.8
21	GAUDIN DAVID	Tours GC	1991	7.0	5.8	9.4	10.8	11.0	7.7	51.7
22	FRANÇOIS KYLIAN	Castelnau le lez	2005	0.0	11.9	13.2	0.0	11.4	11.8	48.3
23	FRANCIERES FLORENT	Castelnau le lez	2002	13.3	0.0	11.2	0.0	12.5	10.3	47.3
24	PENEAU CLEMENTIN	Cabestany	2006	0.0	10.2	12.6	0.0	13.0	10.1	45.9
25		Castelnau le lez	0	0.0	0.0	0.0	0.0	0.0	0.0	0.0

## 7. MASCULIN NIVEAU5 7-14 ans . SA\_DA (individuels)

### 7.1. Résultats par équipes

	Equipe	Club							Total
1	Muret 1	31--Le Ralliement	32.5	31.7	34.7	31.9	35.4	33.1	199.3
2	Muret 2	31--Le Ralliement	31.8	32.0	35.7	31.7	34.7	29.9	195.8
3	Lormont	33--Club gymnique lormontais	35.0	28.4	33.0	31.6	32.1	30.5	190.6
4	Cabestany	66--COC Gymnastique	33.7	27.2	34.5	31.8	32.1	29.6	188.9
5	Pont du chateau	63--La jeune gaule	29.3	23.7	32.1	30.0	30.0	28.3	173.4
6	Thiers	63--Ste gymnastique la thiernoise	25.8	22.7	29.8	30.2	29.7	26.3	164.5

### 7.2. Résultats individuels

	Gymnaste	Equipe	Annee							Total
1	BERNAL ASHTON	Muret 1	2011	11.4	11.4	12.1	11.2	12.5	12.2	70.8
2	CAPDEVEILLE SACHA	Muret 2	2011	10.5	11.0	12.1	10.7	11.4	10.5	66.2
3	LABIDOIRE MALO	Muret 2	2012	11.3	10.1	11.9	10.6	11.9	9.9	65.7
4	RIVIERE ETHAN	Lormont	2010	11.8	10.7	11.0	10.8	11.3	9.8	65.4
5	EL KALI ZIAD	Muret 2	2011	10.0	10.9	11.7	10.4	11.4	9.5	63.9
6	LIROLA LORENZO	Muret 1	2012	11.3	8.5	11.4	10.7	11.8	9.9	63.6
7	FONS EVAN	Cabestany	2014	11.4	8.6	11.7	10.5	10.7	10.2	63.1
8	VANDENAWEELE SAM	Lormont	2011	11.8	8.5	11.0	10.5	10.5	10.2	62.5
9	LELEU TIMEO	Cabestany	2012	11.1	8.0	11.6	10.1	10.8	10.4	62.0
	PERICARD MATHIEU	Pont du chateau	2011	10.3	8.5	11.4	10.9	10.9	10.0	62.0
11	LEFEBVRE ELJY	Cabestany	2012	11.2	9.2	11.2	10.9	10.6	8.6	61.7
12	DUTERTRE FLORIAN	Muret 1	2010	9.8	10.2	11.2	10.0	11.1	9.1	61.4
13	DERRADJI NAËL	Cabestany	2011	10.9	9.4	11.2	10.4	10.3	9.0	61.2
14	BOURDEN RAFAEL	Lormont	2011	11.4	7.9	11.0	10.1	10.2	10.5	61.1
15	BAUJARD DJESSY	Muret 1	2013	9.7	10.1	9.3	9.9	10.9	11.0	60.9
16	DE SOUSA LOUKA	Lormont	2014	10.6	8.8	10.3	10.3	10.0	8.9	58.9
17	NAFI LEYAN	Lormont	2011	10.7	8.9	9.1	9.7	10.3	9.3	58.0
18	FAYET ADONIS	Thiers	2010	7.8	8.0	10.4	10.2	9.8	9.3	55.5
19	PAGNOTTA JULES	Pont du chateau	2010	8.9	7.3	10.2	9.5	9.5	9.3	54.7
20	BRUNDALER LENZO	Thiers	2014	7.6	7.1	10.2	10.2	10.7	8.2	54.0
21	DURY ETIENNE	Thiers	2012	8.9	7.6	9.2	9.2	8.6	8.8	52.3
22	GAYARD ANTONIN	Pont du chateau	2012	7.0	6.1	8.8	9.6	9.6	9.0	50.1
23	BLEUZE MATHIS	Pont du chateau	2010	7.0	7.9	9.2	8.7	8.7	8.4	49.9
24	TRIOLET THOMAS	Muret 2	2012	8.3	5.7	7.7	9.7	10.6	7.8	49.8
25	GIRAUD LUCAS	Thiers	2010	9.1	5.6	7.2	9.8	9.2	6.4	47.3
26	WELLECAN PERIOT LOUIS	Pont du chateau	2010	10.1	7.0	10.5	0.0	0.0	8.7	36.3
27	BENEDI SÉBASTIEN	Pont du chateau	2011	0.0	0.0	0.0	0.0	0.0	0.0	0.0
	BERNE MAHE	Thiers	2011	0.0	0.0	0.0	0.0	0.0	0.0	0.0
	IMBERT ETHAN	Thiers	2012	0.0	0.0	0.0	0.0	0.0	0.0	0.0



## 8. MASCULIN NIVEAU6 7-14 ans . SA\_DA (individuels)

### 8.1. Résultats par équipes

	Equipe	Club							Total
1	Castelnau le lez	34--GSL34.com - Castelnau le Lez	34.1	35.7	36.2	32.4	34.8	33.0	206.2
2	Castelsarrasin	82--Le défi castelsarrasinois	32.3	31.7	32.2	31.3	32.8	32.8	193.1
3	Esvres	37--Gymnastique Sportive Esvres	33.3	34.0	32.8	30.2	33.5	28.2	192.0
4	Cournon	63--Cournon d'Auvergne Gym	27.0	32.2	34.3	29.7	33.1	29.0	185.3
5	Cabestany	66--COC Gymnastique	32.2	28.0	31.9	31.1	33.1	27.2	183.5
6	Tours GC	37--Tours Gymnastique Club	32.0	31.2	30.1	29.4	30.7	28.7	182.1
7	Clermont ferrand	63--Clermont st- jacques gymnastique	30.6	29.3	32.1	28.3	32.5	28.1	180.9
8	Chateauroux	36--ASPTT GYM	29.9	27.9	28.5	30.1	29.3	29.7	175.4
9	Volvic	63--Volvic	29.0	28.7	26.7	28.9	29.7	19.2	162.2
10	Tonneins	47--Gym pour tous sj tonneins	28.0	27.5	22.2	25.9	25.3	21.1	150.0

### 8.2. Résultats individuels

	Gymnaste	Equipe	Anne e							Total
1	BARREIRO RENNES MARC	Castelnau le lez	2014	11.1	12.4	12.0	10.9	11.8	11.1	69.3
2	CARDONA BENJAMIN	Castelnau le lez	2013	11.4	12.4	12.1	10.6	11.0	10.9	68.4
3	CLARAC DYLAN	Castelsarrasin	2013	11.6	9.9	11.8	11.3	11.3	11.5	67.4
4	GARNIER MATHIEU	Esvres	2012	11.5	11.4	12.0	10.0	11.7	10.6	67.2
5	STENDER AARON	Castelnau le lez	2014	11.6	9.3	12.1	10.9	11.8	11.0	66.7
6	BUGNICOURT NATHAN	Esvres	2011	11.2	11.2	10.9	10.4	11.7	10.1	65.5
7	FRAU GABRIEL	Cournon	2010	10.5	11.8	10.1	10.2	12.0	10.6	65.2
8	VASSIA LUIGI	Castelsarrasin	2013	10.5	11.2	10.8	10.0	10.9	10.5	63.9
9	AMELINE PACO *	Monts 1 (indiv) (indiv)	2011	10.9	9.5	10.3	11.2	10.9	10.6	63.4
10	MARMIN JULES	Clermont ferrand	2012	10.8	9.5	12.2	9.4	11.6	9.4	62.9
11	CALVO GIMENEZ SERGIO	Castelnau le lez	2014	11.0	10.2	10.3	9.9	11.2	10.2	62.8
12	OURY CASEY	Tours GC	2014	10.4	10.4	10.4	9.5	10.4	10.5	61.6
13	BABA DESPRED KEONY	Cabestany	2011	9.5	9.7	10.7	10.2	11.3	10.1	61.5
14	VEBER FERRIZ QUENTIN	Cabestany	2014	10.7	9.3	11.2	9.6	10.8	9.6	61.2
15	BADIOU CHAPUT ELIOTT	Volvic	2013	10.2	9.9	9.6	9.6	11.1	9.7	60.1
16	D ABRIGEON EDGAR	Clermont ferrand	2014	10.8	10.7	9.0	9.5	10.4	9.3	59.7
17	NIKITINE NOÉ	Castelnau le lez	2012	10.7	10.9	9.8	9.9	10.0	8.1	59.4
18	VERNIZEAU ESTEBAN	Cournon	2011	7.0	11.6	11.5	9.7	9.6	9.9	59.3
	BOUÉ RAPHAËL	Chateauroux	2015	10.0	9.4	9.5	9.7	10.4	10.3	59.3
20	GALIBAKA NOAH	Tours GC	2012	11.2	9.8	9.8	10.0	8.9	9.3	59.0
21	PLUMEREAU MATHIS	Tours GC	2013	10.4	10.6	9.9	9.9	9.7	8.3	58.8
22	PIJOL AUBIN	Chateauroux	2012	10.8	9.7	10.4	9.9	8.0	9.8	58.6
23	MORENO LENNY	Castelsarrasin	2014	10.2	10.6	9.6	8.3	10.1	8.8	57.6
	TUMALA RAYAN	Castelsarrasin	2014	8.6	9.8	7.8	10.0	10.6	10.8	57.6
25	DE LA CRUZ MATEO	Cabestany	2013	10.7	8.7	8.9	10.7	11.0	7.5	57.5
	BAUJEAN GABRIEL	Chateauroux	2012	9.1	8.8	8.6	10.5	10.9	9.6	57.5

27	MORERE SOHAN	Cournon	2012	8.0	8.8	11.5	9.8	10.6	8.5	57.2
	DUGUE MATHIS	Esvres	2010	10.2	11.4	9.9	9.6	9.5	6.6	57.2
29	CETIER ARTHUR	Esvres	2013	9.4	9.9	9.9	9.6	10.1	7.5	56.4
30	FUZEAU JULES	Esvres	2014	10.6	10.1	9.5	9.8	9.0	7.2	56.2
31	PORTEBOEUF ENZO	Tours GC	2013	9.1	9.1	9.2	9.0	10.6	8.9	55.9
32	DE BUEN LOEIZ	Cabestany	2012	9.5	8.2	10.0	10.0	10.2	7.1	55.0
	LIPSA THEODORE	Clermont ferrand	2015	9.0	6.9	10.7	9.1	9.9	9.4	55.0
34	LACROIX LUCIEN	Cournon	2010	8.5	8.6	11.3	8.6	10.5	7.0	54.5
35	NUNES CARRER AARON	Tonneins	2016	9.7	8.9	7.5	9.1	9.9	8.7	53.8
36	BACONDRO HERY	Clermont ferrand	2012	9.0	9.1	8.1	9.4	10.5	7.1	53.2
	GENEST RAPHAEL	Volvic	2014	10.3	9.5	8.8	9.9	9.4	5.3	53.2
38	MARCE BRYAN	Tours GC	2013	8.3	10.2	8.9	8.9	8.5	6.1	50.9
39	CHATENAY SÖLVASON FROSTI	Cabestany	2013	10.8	9.0	9.7	10.2	5.6	4.2	49.5
40	MEUNIER RAPHAEL	Volvic	2012	8.3	9.3	8.3	9.2	9.2	4.2	48.5
41	ALDON DORIAN	Clermont ferrand	2013	8.9	8.2	9.2	7.1	8.8	6.1	48.3
42	FOFONOV MAXIME	Clermont ferrand	2013	9.0	8.5	7.6	8.2	9.7	4.2	47.2
43	SOUCAL ROBIN	Tonneins	2015	9.5	8.7	7.2	8.1	7.5	5.8	46.8
44	MOURER MAËL	Tonneins	2015	8.8	9.9	6.9	7.7	7.5	3.8	44.6
45	CAZAUX ROCHER ERIC	Tonneins	2011	6.9	7.0	7.5	8.7	7.9	6.1	44.1
46	CORAND CLEMENT	Esvres	2013	9.4	9.3	9.1	- 0.25	8.5	6.9	43.0
47	VERGNIOL ELOAN	Tonneins	2013	8.6	5.3	6.3	8.1	7.0	6.3	41.6
48	MARCHAIS MAËL	Chateauroux	2016	8.5	8.6	5.0	8.9	4.6	5.1	40.7
49	COHADON JONAS	Volvic	2014	8.5	6.2	8.1	9.4	7.5	0.6	40.3
50	SZEPERTYSKI POUILLY RONAN	Tonneins	2013	8.3	8.1	3.5	8.1	6.9	3.6	38.5
51	PERRIN ADAM	Cournon	2015	3.6	5.9	9.0	0.0	8.9	7.2	34.6
52	CARON ELIOA	Castelnau le lez	2014	10.7	0.0	0.0	10.6	10.6	0.0	31.9
53	DELPECH EMILE	Castelsarrasin	2012	0.0	0.0	0.0	0.0	0.0	0.0	0.0

## 9. MASCULIN NIVEAU5 11-16 ans . SA\_DA (individuels)

### 9.1. Résultats par équipes

	Equipe	Club							Total
1	Lafrançaise	82--Judo gym club lafrançaise	33.2	36.3	36.3	31.6	36.2	35.0	208.6
2	Mazamet	81--L'hautpouloise	33.8	34.2	35.7	32.3	35.8	36.3	208.1
3	Tours GC	37--Tours Gymnastique Club	32.9	31.9	32.4	32.5	34.6	33.8	198.1
4	Clermont ferrand	63--Clermont st-jacques gymnastique	29.8	33.2	34.6	31.3	35.0	31.4	195.3
5	Reze	44--AEPR Amicale Laïque	28.5	24.9	31.8	29.2	29.9	30.1	174.4
6	Bagnols sur cèze	30--Bagnols sur Cèze	26.9	28.9	28.8	29.7	30.8	26.1	171.2



### 9.2. Résultats individuels

	Gymnaste	Equipe	Année							Total
1	GASTON LEO	Mazamet	2010	11.9	12.6	11.8	10.6	11.7	11.7	70.3
2	LAFAGE JULES	Lafrançaise	2009	11.2	12.0	12.4	10.5	12.3	11.6	70.0
3	SANCHEZ GABIN	Mazamet	2007	11.7	10.1	12.0	11.2	12.1	12.6	69.7
4	ISSOLAN CLÉMENT	Lafrançaise	2010	10.5	12.9	11.4	10.6	12.0	11.5	68.9
5	LEBON LOANN	Clermont ferrand	2008	10.9	11.7	11.9	10.8	12.3	11.1	68.7
6	BAQUE QUENTIN	Lafrançaise	2008	11.5	11.4	12.0	9.8	11.9	11.9	68.5
7	OURLIAC ALEXIS	Mazamet	2010	10.2	11.5	11.9	10.5	12.0	12.0	68.1
8	BARRAS TYMÉO	Tours GC	2008	11.9	10.9	11.1	10.7	11.7	11.3	67.6
9	CLAVIERES MAXIME	Lafrançaise	2010	10.5	10.6	11.9	10.4	11.8	10.8	66.0
10	BRENELLIÈRE LEO	Lafrançaise	2007	10.3	10.4	11.5	10.2	10.9	10.6	63.9
11	PAQUET RAPHAEL	Clermont ferrand	2010	9.6	10.6	11.4	10.1	11.3	10.5	63.5
12	MATEOS ELOAN	Tours GC	2011	10.6	10.0	10.8	9.7	11.0	11.0	63.1
13	SOTO TAO	Lafrançaise	2007	8.5	10.8	10.5	10.5	10.9	11.5	62.7
14	THOMAS FARGEAU MORGAN	Tours GC	2009	8.9	9.3	10.3	10.7	11.6	11.5	62.3
15	COURJAULT PABLO	Reze	2008	8.9	9.8	10.7	10.4	11.5	10.1	61.4
	BOISBRAS KORANTIN	Tours GC	2009	9.6	10.6	10.5	11.1	9.2	10.4	61.4
17	JABAUDON ANTOINE	Clermont ferrand	2009	8.6	10.7	11.3	10.0	11.4	8.9	60.9
18	DURAND THOMAS	Tours GC	2011	10.4	10.4	10.2	10.2	11.3	8.3	60.8
19	GIOVANNETTI LUKAS	Bagnols sur cèze	2011	10.0	10.0	10.7	10.7	10.3	9.0	60.7
20	MATHIEU BATISTE *	Esvres 1 (indiv) (indiv)	2011	10.1	10.0	10.6	10.5	10.9	8.3	60.4
21	BERGZOLL ARTHUR	Clermont ferrand	2012	9.3	9.8	9.8	10.4	10.7	9.8	59.8
22	LEBON KENZO	Clermont ferrand	2012	8.2	10.8	10.2	9.7	10.7	8.5	58.1
23	RAGOT MALO	Reze	2012	9.0	8.4	11.3	9.7	9.1	10.3	57.8
24	BOTZ BORIS	Bagnols sur cèze	2010	10.6	9.4	10.2	9.7	9.5	8.1	57.5
25	DOUCET GUILLON IBRAHIM	Reze	2011	10.6	6.7	9.8	9.1	9.3	9.7	55.2
26	PAILHON CLÉMENT	Bagnols sur cèze	2010	6.3	9.5	7.9	9.3	11.0	9.0	53.0
27	SEEBOTH TIMOTHEE	Clermont ferrand	2008	7.7	7.8	9.8	9.3	9.6	8.6	52.8
28	GUILLET ARNAUD	Reze	2010	6.3	6.3	7.6	8.7	7.9	9.4	46.2
29	BACOU LOIC	Mazamet	2009	0.0	0.0	0.0	0.0	0.0	0.0	0.0
	BLINEAU NAEL	Reze	2010	0.0	0.0	0.0	0.0	0.0	0.0	0.0
	CHEVALLEREAU EYTAN	Reze	2010	0.0	0.0	0.0	0.0	0.0	0.0	0.0
	LE-GAC ÉLIOT	Tours GC	2009	0.0	0.0	0.0	0.0	0.0	0.0	0.0
	REYNAUD PAUL	Bagnols sur cèze	2012	0.0	0.0	0.0	0.0	0.0	0.0	0.0





TESTU VINCENT	Bagnols sur cèze	2008	0.0	0.0	0.0	0.0	0.0	0.0	0.0
---------------	------------------	------	-----	-----	-----	-----	-----	-----	-----

## 10. FEMININ NIVEAU6 11 + . SA\_DA (individuels)

### 10.1. Résultats par équipes

	Equipe	Club					Total
1	Villefranche de rouergue	12--La Perle Villefranchoise	41.3	43.8	42.8	42.2	170.1
2	Boucau Tarnos	64--Sics Boucau Tarnos	40.4	40.6	44.3	43.5	168.8
3	St Estève	66--Gym club st esteve	40.7	43.9	43.7	40.4	168.7
4	Millau	12--SOM HIRONDELLE MILLAVOISE	39.8	41.7	41.1	44.1	166.7
5	Ceret	66--Céret Gym Club	38.5	33.0	41.7	39.1	152.3
6	St Chély	48--Gym club barraban	36.1	38.4	38.6	39.0	152.1





### 10.2. Résultats individuels

	Gymnaste	Equipe	Annee					Total
1	DOS SANTOS STELLA	Boucau Tarnos	2006	10.1	11.0	11.0	11.6	43.7
2	MUGNIER ROXANE	Villefranche de rouergue	2012	10.8	10.3	11.0	11.2	43.3
3	MINDEGUIA ELISE	Boucau Tarnos	2005	9.8	11.3	11.4	10.4	42.9
4	BESSIERE CLARA	Millau	2004	10.2	10.4	10.8	11.4	42.8
5	PEREZ MATHILDE	St Estève	2002	9.9	10.9	10.7	11.2	42.7
6	MARTIN LARA	Ceret	2011	10.5	10.5	10.4	10.8	42.2
	FRAYSSIGNES MANON	Millau	2007	9.9	10.2	10.8	11.3	42.2
8	SUARD-VEGA LOUNA	Villefranche de rouergue	2010	9.9	10.7	10.7	10.8	42.1
9	CLERCQ LAURIANE	St Estève	1998	10.2	10.9	10.6	10.3	42.0
10	EPIPHANA SELEMANI MAYNA	Villefranche de rouergue	2011	10.4	10.8	10.0	10.5	41.7
11	HOUOT CELIANE	St Estève	2005	10.0	11.0	11.0	9.3	41.3
12	ROBIN MELINE	St Estève	2005	10.6	10.5	11.4	8.7	41.2
13	KNIP PAULINE	Millau	2008	9.5	10.9	9.5	10.7	40.6
14	CANTIN ALICE	Boucau Tarnos	2010	9.8	10.3	9.8	10.5	40.4
15	CORLUOGLU CÉCILE	Villefranche de rouergue	1999	10.1	11.3	10.3	8.6	40.3
16	HOENNER JULIETTE	St Chély	2009	10.0	9.8	10.3	10.0	40.1
17	VOGEL NIKITA	St Chély	2007	8.9	10.2	10.4	9.6	39.1
18	BOUR LOZIO MAÏLYS	Millau	2009	10.2	10.2	9.4	9.2	39.0
19	MASNIN ELISA	Villefranche de rouergue	2004	10.0	9.7	9.5	9.7	38.9
20	MALLOL LAURA	St Estève	2005	9.6	10.1	10.4	8.3	38.4
21	SORRAING CAMILLE	Boucau Tarnos	2007	9.7	8.0	11.0	9.3	38.0
22	FAISANS RADHA	Ceret	2000	9.0	6.9	11.3	10.0	37.2
23	MALLET COLINE	St Chély	2007	9.1	8.7	9.4	9.6	36.8
24	MARLET MAEVA	St Chély	2008	8.1	9.7	8.5	9.8	36.1
25	BARTHE CYRIELLE	Millau	2006	8.5	6.6	10.0	10.7	35.8
26	ABAD SARAH	Ceret	2007	9.0	6.2	10.0	10.5	35.7
27	BLAY AVA	Ceret	2011	10.0	9.3	7.1	7.4	33.8
28	CERCEAU MAËVA	Ceret	2008	8.9	6.3	10.0	7.8	33.0
29	QUETHEY LUCIE	Boucau Tarnos	2004	10.7	0.0	10.9	11.0	32.6
30	COTRET PRATA MAILEE	Villefranche de rouergue	2008	9.9	11.0	10.8	0.0	31.7
31	CHARTIER-LELIEVRE MAYA	St Estève	2006	0.0	11.1	9.0	9.6	29.7





32	BOUGIO AMELIE	Ceret	2009	7.8	4.4	7.2	7.0	26.4
33	LAPLACE EDITHSEN	Boucau Tarnos	2008	0.0	0.0	0.0	0.0	0.0
	CHALEIL MORGANE	St Chély	1999	0.0	0.0	0.0	0.0	0.0
	GOUJON CHARLIE	St Chély	2009	0.0	0.0	0.0	0.0	0.0

## 11. FEMININ NIVEAU1 11-18 ans . SA\_DA (individuels)

### 11.1. Résultats par équipes





	Equipe	Club					Total
1	Millau	12--SOM HIRONDELLE MILLAVOISE	36.3	37.7	34.3	39.3	147.6
2	Bagnols sur cèze	30--Bagnols sur Cèze	35.1	36.2	37.3	38.4	147.0

### 11.2. Résultats individuels





	Gymnaste	Equipe	Annee					Total
1	MOULIN MORGANE	Bagnols sur cèze	2005	11.8	13.0	13.4	13.2	51.4
2	LE TOQUIN JULIA	Millau	2007	12.2	12.2	12.5	13.7	50.6
3	DECUP LILY	Millau	2008	12.2	13.1	11.0	13.1	49.4
4	TEISSIER MANON	Bagnols sur cèze	2009	12.0	11.9	11.8	12.2	47.9
5	LIBOUBAN OCÉANE	Millau	2008	11.9	12.4	10.8	11.5	46.6
6	KONDA STACEY	Bagnols sur cèze	2008	11.3	10.6	11.4	13.0	46.3
7	VOLLE SACHA	Bagnols sur cèze	2007	11.0	11.3	10.5	11.7	44.5
8	BELET AMÉLIA	Millau	2010	11.3	9.1	9.0	12.5	41.9
9	MEDARD LILY	Bagnols sur cèze	2008	0.0	0.0	12.1	11.6	23.7
10	DICKO SAFIATOU	Bagnols sur cèze	2007	0.0	0.0	0.0	0.0	0.0
	PANIS ERINE	Millau	2007	0.0	0.0	0.0	0.0	0.0
		Millau	0	0.0	0.0	0.0	0.0	0.0

## 12. FEMININ NIVEAU4 11 + . SA\_DA (individuels)

### 12.1. Résultats par équipes

	Equipe	Club					Total
1	Bagnols sur cèze	30--Bagnols sur Cèze	32.1	37.6	37.4	37.6	144.7
2	Bazas	33--US Bazas Gymnastique	32.7	37.1	37.1	36.5	143.4
3	Perpignan	66--Uscm	31.1	36.3	36.4	37.9	141.7
4	Portet sur garonne	31--Portet gym	30.6	37.3	36.0	36.3	140.2
5	Le bouscat	33--Union Sportive Bouscataise Gym	32.6	35.4	34.5	36.2	138.7
6	Gradignan Gymnix	33--Gymnix	31.3	35.0	35.7	36.6	138.6
7	Castelnau le lez	34--GSL34.com - Castelnau le Lez	31.0	31.6	35.0	37.9	135.5

### 12.2. Résultats individuels

	Gymnaste	Equipe	Annee					Total
1	BERNADET JULIE	Bazas	1993	10.9	12.7	12.8	13.0	49.4
2	RUVIRA CELIA	Portet sur garonne	2004	10.4	12.6	12.2	12.9	48.1
3	JILANI SENDA	Bagnols sur cèze	2011	10.6	12.7	12.2	12.4	47.9
4	ROUGE ANNETTE SOPHIE	Perpignan	1995	10.4	12.5	12.0	12.6	47.5
5	LE LAMER LEA	Perpignan	2012	10.1	12.3	12.3	12.7	47.4
6	MOND LOUWANN	Bagnols sur cèze	2008	11.0	12.7	11.1	12.2	47.0
7	GILLET MALVINA	Bazas	2002	11.2	12.0	11.9	11.8	46.9
	DESCHASEAUX MAREVA	Bagnols sur cèze	2009	10.2	12.2	12.9	11.6	46.9
9	ZUBELI-BERGERAT EMIE	Portet sur garonne	2009	10.0	12.4	12.4	11.8	46.6
	MARQUES EVA	Castelnau le lez	2006	10.9	10.0	12.6	13.1	46.6
11	SARRAZIN GLORIANE	Bazas	2000	10.0	12.4	12.4	11.7	46.5
12	HERBAUT ROMANE	Le bouscat	2006	11.1	11.6	11.7	11.8	46.2
13	SEGUINEAU MANON	Perpignan	1998	10.4	11.3	11.7	12.6	46.0
	BOUKHENOUNA CALI	Bagnols sur cèze	2006	10.2	11.3	11.5	13.0	46.0
15	ASCARATEIL SOLENE	Le bouscat	2002	10.8	12.2	11.8	11.0	45.8
16	PESTOURIE AMAIA	Le bouscat	2008	10.7	11.6	11.0	12.1	45.4
17	LERIN NOEMIE	Gradignan Gymnix	2005	10.4	10.4	11.3	12.7	44.8
18	LAMARQUE D ARROUZAT ROMANE	Perpignan	2005	10.2	9.8	12.1	12.5	44.6
19	LOUBARIE EVA	Portet sur garonne	2006	10.2	12.3	10.3	11.6	44.4
20	JABIOL CLARISSE	Gradignan Gymnix	1998	9.8	10.8	11.5	12.2	44.3
21	CHELEPANOVA NASTIA	Perpignan	2006	10.2	11.5	10.3	11.9	43.9
	BOUKHENOUNA MARISA	Bagnols sur cèze	2001	10.5	10.0	12.3	11.1	43.9
23	BEAUME MORGAN	Gradignan Gymnix	2003	9.5	10.7	12.9	10.6	43.7
24	LESCOUTRA LEA	Le bouscat	2005	10.3	10.2	10.7	12.3	43.5
25	MONTAUDIE COLLINE	Gradignan Gymnix	2008	9.9	12.3	11.0	10.1	43.3
26	FRAGO CELIA	Bazas	2002	10.3	10.5	10.9	11.4	43.1
27	BURLAUD ELISE	Gradignan Gymnix	2003	11.0	9.5	10.8	11.7	43.0
28	PAPIN NINA	Perpignan	2000	10.3	10.1	11.1	11.3	42.8
29	MOREAU TIFFANY	Bazas	1999	10.6	11.2	10.4	10.3	42.5
30	DELAIRE FLAVIE	Castelnau le lez	2007	9.8	9.9	9.9	12.5	42.1
	JOANNES KIMERA	Castelnau le lez	2007	9.5	8.2	12.1	12.3	42.1
32	OLIVAN JOY	Gradignan Gymnix	2001	9.6	11.9	10.0	10.2	41.7
	JAY AURÉLIA	Castelnau le lez	2008	10.3	10.5	8.9	12.0	41.7
34	CAHUZAC AMBRE	Portet sur garonne	2006	10.0	10.0	11.4	10.2	41.6







35	PAUTARD LILOU	Portet sur garonne	2006	9.8	10.2	9.8	9.7	39.5
36	GOUT MARIE	Castelnau le lez	2000	9.0	11.1	10.3	8.2	38.6
37	NEMER LILAS	Bagnols sur cèze	2010	9.9	11.8	11.7	0.0	33.4
38	AURIAC MARILOU	Portet sur garonne	2003	0.0	0.0	0.0	0.0	0.0
		Castelnau le lez	0	0.0	0.0	0.0	0.0	0.0
	MAYONNADE MAEVA	Bazas	2002	0.0	0.0	0.0	0.0	0.0
	ZOSSOU-CHEZE ELEA	Le bouscat	2007	0.0	0.0	0.0	0.0	0.0
		Le bouscat	0	0.0	0.0	0.0	0.0	0.0

## 13. FEMININ NIVEAU5 11 + . SA\_DA (individuels)

### 13.1. Résultats par équipes

	Equipe	Club					Total
1	UFOLEP 48	48--Gymnastique sportive marvejolaise	42.3	45.5	44.1	47.3	179.2
2	Bazas	33--US Bazas Gymnastique	40.9	47.3	44.6	45.3	178.1
3	Blanquefort	33--Entente sportive blanquefort	41.7	44.7	43.0	47.0	176.4
4	Lormont	33--Club gymnique lormontais	41.1	45.4	42.7	44.8	174.0
5	Uzes	30--Club de gymnastique uzetia	40.9	44.5	42.1	44.5	172.0
6	Mende	48--Atout Sport Mendois	40.7	42.5	42.5	44.1	169.8
7	Pignan	34--Ass club gym choc	42.1	38.6	42.1	45.6	168.4
8	Muret	31--Le Ralliement	40.7	42.1	41.0	41.2	165.0







### 13.2. Résultats individuels

	Gymnaste	Equipe	Annee					Total
1	ROBERT DUBOIS CAMILLE	Mende	2004	10.8	11.9	12.0	11.9	46.6
2	GATINEAU LOU-ANN	Blanquefort	2008	11.2	11.7	10.5	12.0	45.4
3	ROZIERE SWANE	UFOLEP 48	2009	10.2	10.7	11.5	12.1	44.5
4	AUDOIT DELPHINE	Bazas	1987	9.5	12.0	11.4	11.5	44.4
5	ERALES EMMA	Bazas	2010	9.7	11.8	11.3	11.4	44.2
	LUCAS/ TAUPIER LAURA	Bazas	2006	9.6	12.0	11.3	11.3	44.2
7	OULABBI SALMA	UFOLEP 48	2002	11.2	11.8	9.6	11.4	44.0
8	FERREIRA SOFIA	Lormont	2008	10.3	11.4	10.5	11.6	43.8
9	BALADE MILA	Bazas	2009	10.5	11.5	10.6	11.1	43.7
10	GAILLARD MAIDI	UFOLEP 48	2008	10.5	10.4	11.0	11.7	43.6
11	MERON EVA	Uzes	2009	10.5	11.8	9.9	11.3	43.5
	GOURBEILLE CLARA	Pignan	2003	10.9	11.4	9.8	11.4	43.5
13	GARCIA AMANDINE	Blanquefort	2004	9.6	11.2	11.2	11.3	43.3
	ROQUES LICIA	Pignan	2010	10.1	10.6	11.1	11.5	43.3
15	LAMY MORGANE	Lormont	2000	10.1	11.5	11.4	10.2	43.2
	MAI EVA	Uzes	2009	10.9	10.5	10.6	11.2	43.2
17	SEVAJOLS MANDY	UFOLEP 48	2008	9.7	11.3	10.4	11.6	43.0
18	PELEN ADELE	Mende	2009	9.8	10.4	10.8	11.9	42.9
19	DI MARTINO ALIX	Lormont	1999	10.9	10.1	10.0	11.7	42.7
20	RAME LEONIE	Blanquefort	2009	10.6	9.4	10.7	11.9	42.6
21	NOEL CLARA	Bazas	2007	11.1	11.2	9.8	10.1	42.2
	VERNE MAELLA	Blanquefort	2008	9.5	12.0	9.5	11.2	42.2
	MEZY SIDONIE	Mende	2009	10.7	9.8	10.7	11.0	42.2
24	MACAES HANIRE	Uzes	2006	9.5	11.0	11.0	10.6	42.1
25	HUART MAIANA	Blanquefort	2010	10.3	9.8	10.6	11.0	41.7
26	NAVARRO AMELIE	Lormont	1996	8.4	11.5	10.8	10.7	41.4
	TRECAT YS CYLIA	Muret	2006	9.5	11.5	10.4	10.0	41.4
	SANTAPAU GWENDOLINE	Uzes	2010	9.8	11.2	9.4	11.0	41.4
29	FRAYSSINOUS CHLOE	Lormont	1997	9.8	11.0	9.7	10.8	41.3
30	RODRIGUES DE ARAUJO AMBRE	Muret	2004	9.9	10.3	10.0	11.0	41.2







31	FRANCONVILLE MANON	Muret	1991	9.4	10.3	10.9	10.1	40.7
32	QUINONERO NINON	Uzes	2004	9.6	9.4	10.6	11.0	40.6
33	PAILLET VALENTINE	Muret	2008	11.0	9.3	9.7	10.0	40.0
	GROUSELLE - DUHAGON ANOUK	Blanquefort	2008	9.6	9.1	9.5	11.8	40.0
	MUNUERA MARINE	UFOLEP 48	2003	10.4	7.9	10.2	11.5	40.0
36	CIELAS ALICIA	Muret	2006	10.3	10.0	9.5	10.1	39.9
37	BARRAU OLIVIA	Pignan	2006	10.2	7.1	10.6	11.7	39.6
38	BARAILLE OLIVIA	Uzes	2010	9.7	8.9	9.9	11.0	39.5
	SAPHORE ANGELE	Bazas	2004	9.2	10.0	9.9	10.4	39.5
40	GIRARDEAU CELIA	Lormont	2001	9.3	9.9	9.7	10.2	39.1
41	BRELIERE MARJANE	Pignan	2007	9.5	9.5	9.9	9.4	38.3
42	CLADEL IRIS	Mende	2009	9.4	10.4	9.0	9.3	38.1
43	BLOUET MASSAT FLORA	Muret	2006	9.3	9.6	9.2	9.7	37.8
44	GOLABECK LUNA	Pignan	1999	10.9	5.3	10.5	11.0	37.7
45	ATTRAZIC SABRINA	UFOLEP 48	1985	0.0	11.7	11.2	11.9	34.8
46	BABUJYAN MARIAM	Mende	2007	0.0	9.4	8.5	8.6	26.5
47	MANISCALCO EMILIE	Pignan	2009	0.0	0.0	0.0	0.0	0.0
	DELOR LEA	Mende	2009	0.0	0.0	0.0	0.0	0.0

## 14. MASCULIN NIVEAU4 11-16 ans . SA\_DA (individuels)

### 14.1. Résultats par équipes

	Equipe	Club							Total
1	Chateauroux	36--ASPTT GYM	35.3	31.3	32.3	33.5	36.1	28.5	197.0
2	Cabestany	66--COC Gymnastique	35.3	26.8	35.3	29.9	35.5	31.2	194.0
3	Muret	31--Le Ralliement	31.4	34.9	34.0	29.1	37.8	23.4	190.6
4	Castelnau le lez	34--GSL34.com - Castelnau le Lez	33.4	30.8	32.8	31.0	31.7	23.1	182.8
5	UFOLEP 63	63--Volvic	32.4	25.5	27.5	32.3	28.9	20.6	167.2

### 14.2. Résultats individuels

	Gymnaste	Equipe	Anne e							Total
1	GRAINDORGE ANCELIN	Chateauroux	2007	11.6	13.2	10.2	11.3	12.7	10.8	69.8
2	PALERMO EMILE	Castelnau le lez	2008	12.0	11.0	11.7	10.2	11.9	10.6	67.4
3	PALLIER YANAEL	UFOLEP 63	2009	12.4	10.7	11.1	11.7	11.8	8.5	66.2
4	BOURSSE LOUAN	Cabestany	2008	10.9	10.5	12.0	9.9	11.5	10.5	65.3
5	MARCHE LILIAN	Chateauroux	2008	11.2	10.5	11.2	11.3	11.9	8.9	65.0
6	POLI NINO	Cabestany	2008	12.3	8.4	11.7	10.0	12.1	8.7	63.2
7	CARSALADE LOUKA	Muret	2008	11.2	9.7	11.2	10.1	12.7	8.0	62.9
8	BAUP PACTEAU ETIENNE	Muret	2009	9.3	12.3	11.7	9.6	12.2	7.6	62.7
9	LACAPERE JULES	Cabestany	2010	11.0	7.5	11.6	9.9	11.9	10.5	62.4
10	CAMPARIOL ANAEL	Muret	2010	10.9	11.1	9.4	9.2	12.9	7.7	61.2
11	GENDRE PIERRE	Muret	2010	9.0	11.5	11.1	9.4	11.7	7.7	60.4
12	BATAILLE MARTINEZ CLEMENT	Cabestany	2008	11.8	7.9	10.7	9.8	10.8	8.5	59.5
13	EGIDO LUCAS	Cabestany	2011	11.2	5.7	10.1	10.0	10.6	10.2	57.8
14	GRAINDORGE SIMEON	Chateauroux	2012	8.7	5.6	10.9	10.4	11.5	8.8	55.9
15	AMON JIMMY	UFOLEP 63	2010	10.4	8.2	8.5	10.5	10.3	6.5	54.4
16	GEORGY JOWAN	Chateauroux	2009	12.5	7.6	3.7	10.9	10.8	6.4	51.9
17	DIGOUT PIERRE	Castelnau le lez	2008	9.5	3.1	10.1	10.4	9.6	7.7	50.4
18	NEMETH ERWAN	Castelnau le lez	2010	11.9	10.2	7.5	10.0	4.7	4.8	49.1
19	MIQUELES GUSTAFSSON RAFAEL	Castelnau le lez	2007	0.0	9.6	11.0	10.4	10.2	3.6	44.8
20	STEFFEN PAUL	UFOLEP 63	2009	9.0	5.7	7.9	9.6	6.8	5.3	44.3
21	STEFFEN GABIN	UFOLEP 63	2008	9.6	6.6	5.1	10.1	5.6	3.9	40.9
22	LETHUILLIER THIMOTÉ	UFOLEP 63	2010	7.8	6.4	3.9	9.2	6.5	5.6	39.4
23	RAMASY--CLÉMENT NATÉO	Cabestany	2011	0.0	0.0	0.0	0.0	0.0	0.0	0.0
		Muret	0	0.0	0.0	0.0	0.0	0.0	0.0	0.0
		Muret	0	0.0	0.0	0.0	0.0	0.0	0.0	0.0
	CHAUMET SOULAYMAN	Chateauroux	2007	0.0	0.0	0.0	0.0	0.0	0.0	0.0
		Chateauroux	0	0.0	0.0	0.0	0.0	0.0	0.0	0.0
	GROULT ETHAN	Castelnau le lez	2011	0.0	0.0	0.0	0.0	0.0	0.0	0.0
	OBERT MAXIME	Castelnau le lez	2009	0.0	0.0	0.0	0.0	0.0	0.0	0.0
		UFOLEP 63	0	0.0	0.0	0.0	0.0	0.0	0.0	0.0

## 15. MASCULIN NIVEAU6 7-10 ans . SA\_DA (individuels)

### 15.1. Résultats par équipes





	Equipe	Club							Total
1	Mazamet	81--L'hautpouloise	34.0	33.6	31.1	30.8	34.6	26.5	190.6
2	Castelnau le lez 1	34--GSL34.com - Castelnau le Lez	34.2	31.2	31.6	30.2	33.6	29.0	189.8
3	Lormont	33--Club gymnique lormontais	34.1	27.0	31.3	30.4	32.0	28.4	183.2
4	Reze	44--AEPR Amicale Laique	30.8	23.5	23.2	28.1	28.0	18.9	152.5
5	UFOLEP 63	63--Etoile Sportive Gerzatoise	24.3	24.7	24.4	26.4	27.3	21.9	149.0

### 15.2. Résultats individuels





	Gymnaste	Equipe	Anne e							Total
1	CHOUIOUKH ISMAIL	Castelnau le lez 1	2015	11.5	11.1	11.3	10.6	10.9	10.8	66.2
2	KNORST JOSUA	Mazamet	2014	11.7	11.8	10.9	10.8	11.7	8.4	65.3
3	LORENZO JUSTIN	Castelnau le lez 1	2016	11.5	10.7	9.5	10.4	11.6	9.6	63.3
4	AUDEMAR GHION CESAR	Mazamet	2013	10.7	11.4	10.8	9.5	11.4	9.1	62.9
5	SAVIGNAC MAEL	Mazamet	2013	11.6	10.4	9.4	10.5	11.5	9.0	62.4
6	GOMEZ LUKA	Lormont	2014	11.7	9.1	9.9	10.1	10.6	9.0	60.4
7	DELGADO LENZO	Lormont	2015	11.1	8.8	10.6	10.1	10.7	8.5	59.8
8	BOUCHAKOUR KAHIL	Lormont	2016	9.9	8.6	10.8	10.2	10.1	9.4	59.0
9	DE SOUZA TOMMY	Lormont	2015	11.3	9.1	8.9	9.0	10.7	9.4	58.4
10	MENARDO ARTHUR	Castelnau le lez 1	2014	10.7	9.4	10.1	9.2	9.6	8.0	57.0
11	SEMAKIN ALEXANDRE	Castelnau le lez 1	2016	10.9	7.9	10.2	9.2	9.6	8.5	56.3
12	SAENZ PEIO	Lormont	2016	10.0	7.5	7.9	9.4	10.1	9.6	54.5
13	PEYTHIEUX ARTHUR	Reze	2014	10.2	7.0	8.8	9.4	9.8	8.9	54.1
14	MENARDO JEAN	Castelnau le lez 1	2016	11.2	4.3	9.2	9.1	11.1	8.6	53.5
15	CARON ZYAGO	Castelnau le lez 1	2016	10.7	5.9	8.9	8.7	10.6	8.2	53.0
16	PAGNOTTA CHARLY	UFOLEP 63	2013	8.3	8.1	8.5	9.0	9.8	9.2	52.9
17	ROUILLARD VALENTIN	Mazamet	2014	9.6	9.9	7.6	9.4	8.7	4.7	49.9
18	CELLERIER NOAH	UFOLEP 63	2016	6.4	7.1	8.8	9.0	10.4	7.2	48.9
19	VENTURA-BARAUD MATHEO	Reze	2015	9.6	7.6	6.6	8.9	9.8	5.3	47.8
20	SHAKH NAZAR	UFOLEP 63	2015	9.6	9.5	7.1	8.4	7.1	5.5	47.2
21	BODINO MILAN	Reze	2015	11.0	8.4	5.0	9.4	7.7	3.6	45.1
22	RAULAIS LEMARIE JOAQUIM	Reze	2013	6.0	7.5	7.8	9.3	8.4	4.1	43.1
23	AUVINET MARCUS	Reze	2015	9.3	3.4	5.9	8.5	7.8	4.7	39.6
24	UZUNPINAR EREN	Reze	2014	0.0	0.0	0.0	0.0	0.0	0.0	0.0

## 16. FEMININ NIVEAU3 11 + . SA\_DA (individuels)

### 16.1. Résultats par équipes

	Equipe	Club					Total
1	Clapiers	34--Gymnastique Artistique Clapieroise	33.3	35.5	38.6	39.0	146.4
2	Gradignan Gymnix	33--Gymnix	31.7	36.6	38.2	38.2	144.7
3	St Estève	66--Gym club st esteve	32.2	36.5	37.2	38.7	144.6
4	Muret	31--Le Ralliement	33.3	34.9	36.3	37.8	142.3
	Salles SC	33--Sporting Club de Salles	31.9	33.8	37.7	38.9	142.3
6	UFOLEP 82	82--Judo gym club lafrancaise	33.0	32.9	38.0	38.2	142.1

### 16.2. Résultats individuels

	Gymnaste	Equipe	Annee					Total
1	DELAIGUE LAURIE	Clapiers	1999	12.1	13.2	13.4	13.2	51.9
2	DUBROCA AMELIE	Gradignan Gymnix	2005	10.5	13.0	13.4	13.3	50.2
3	BASSO ALEXIA	St Estève	2000	10.6	12.2	13.4	12.8	49.0
4	LESCOUET AMBRE	Salles SC	2005	11.1	12.0	12.4	13.2	48.7
5	BOUGAULT CHLOE	UFOLEP 82	2001	11.5	11.7	12.6	12.4	48.2
6	BRUNET ELYNE	Salles SC	2001	10.5	10.7	13.1	13.3	47.6
7	TEIXIDO FLORA	St Estève	2002	10.9	11.9	11.7	12.6	47.1
8	TRICAUD LAETITIA	Clapiers	2003	10.3	10.7	13.1	12.9	47.0
9	VENEC LEA	Gradignan Gymnix	2005	10.3	12.1	12.5	11.9	46.8
10	RIVALLAND AURELIE	Muret	1993	11.0	11.3	12.2	12.2	46.7
	BONO MARIA JUSTINA	St Estève	2004	10.2	12.4	10.8	13.3	46.7
12	NOEL GAU MAILYS	Muret	2003	11.3	11.7	10.5	12.5	46.0
13	TANDONNET MARGOT	Gradignan Gymnix	2007	10.3	11.2	12.3	11.8	45.6
14	REYTET LOAN	Gradignan Gymnix	2003	10.4	11.5	10.6	12.6	45.1
15	GARCIA LOLA	St Estève	2002	10.3	11.2	12.1	11.3	44.9
	PEREZ AURELIE	St Estève	2003	10.7	10.5	11.1	12.6	44.9
17	CHITTOFRATI AUDE	UFOLEP 82	2005	10.3	10.6	10.7	13.2	44.8
	SCHOENBERGER ANAELLE	UFOLEP 82	2002	10.3	10.6	11.3	12.6	44.8
19	GIRMA-VIDAL CHLOE	Muret	2006	10.1	9.2	12.1	13.1	44.5
20	THAUVIN AMBRE	Salles SC	2006	10.2	11.1	12.2	10.9	44.4
21	BOURDEN ALICE	Muret	2006	11.0	11.9	12.0	9.3	44.2
22	COMBALBERT EMMA	UFOLEP 82	1999	10.4	9.1	13.1	11.5	44.1
23	VILLEGAS LÉANE	Clapiers	2005	10.9	10.0	12.1	10.8	43.8
24	COMBALBERT ANAELLE	UFOLEP 82	2005	11.1	9.7	11.5	11.3	43.6
25	GEMINEL MAELYS	Salles SC	2007	10.0	10.1	11.0	12.4	43.5
26	GANZA LOLA	Muret	2003	10.2	11.0	9.9	12.1	43.2
27	ALLARD ROMANE	UFOLEP 82	2005	10.2	9.9	12.3	10.7	43.1
28	LABAT AELYS	Gradignan Gymnix	2006	10.8	9.7	9.7	12.1	42.3
29	ELHILALI LOPEZ MARIAH	Clapiers	2001	10.1	8.6	11.8	11.6	42.1
30	LE BERRE TATIANA	Salles SC	2007	10.3	10.0	11.2	10.4	41.9
31	BICCHI LEE-ANA	Gradignan Gymnix	2010	10.3	8.0	10.7	12.3	41.3
32	RIETH MARINE	Clapiers	2004	10.0	9.2	10.9	11.0	41.1
33	EL BARAKA KAOUTAR	Muret	2003	10.5	8.6	11.5	10.0	40.6
34	VERDELHAN EMMA	Clapiers	2004	0.0	11.6	11.7	12.9	36.2
35	DULAS LESLIE	Salles SC	2002	10.3	0.0	11.6	11.7	33.6

36	BONO FLORENCIA-MARIA	St Estève	2008	0.0	10.8	9.9	0.0	20.7
----	----------------------	-----------	------	-----	------	-----	-----	------

## 17. MASCULIN NIVEAU5 11 + . SA\_DA (individuels)

### 17.1. Résultats par équipes

	Equipe	Club							Total
1	Reze	44--AEPR Amicale Laique	31.7	35.5	35.4	31.9	36.2	34.6	205.3
2	Gradignan Gymnix	33--Gymnix	30.1	31.1	32.5	33.3	33.6	34.2	194.8
3	Uzes	30--Club de gymnastique uzetia	27.0	32.7	33.8	32.8	33.1	32.7	192.1
4	UFOLEP 47	47--Gym pour tous sj tonneins	29.5	31.2	33.0	31.4	32.3	34.3	191.7
5	Castelnau le lez	34--GSL34.com - Castelnau le Lez	29.1	26.4	29.5	31.3	32.9	31.9	181.1







### 17.2. Résultats individuels

	Gymnaste	Equipe	Anne e							Total
1	SEBILEAU EVAN	Reze	2007	11.1	12.8	12.0	9.4	12.2	12.0	69.5
2	BEAUFORT LUCRECE	Uzes	2004	8.0	12.8	12.3	11.2	11.6	11.5	67.4
3	BARBIER SACHA	Reze	2008	9.0	12.1	11.8	11.0	12.0	11.4	67.3
4	CLIN JEROME	Gradignan Gymnix	1997	10.2	10.8	11.4	11.1	11.6	11.9	67.0
5	CRIAUD AMORY	Reze	2007	10.9	10.2	11.6	10.5	12.0	11.2	66.4
6	GIRARD MEHDI	Castelnau le lez	1987	9.1	12.0	11.2	10.3	11.0	11.2	64.8
7	COMBEAUD MATHIS	UFOLEP 47	2008	9.8	10.6	10.9	11.0	10.7	11.4	64.4
8	FERREIRA LOURES FABIO	UFOLEP 47	2009	10.3	10.1	11.4	10.3	10.5	11.3	63.9
	GOBIN DYLAN	Reze	2002	9.7	10.6	11.1	10.4	11.7	10.4	63.9
10	LOYE LUCAS	UFOLEP 47	2006	9.4	10.5	10.7	10.1	11.1	11.6	63.4
11	BORDES SIMON	Gradignan Gymnix	1996	10.3	10.7	9.6	10.9	11.0	9.6	62.1
	BROUARD ALBAN	Gradignan Gymnix	1995	9.6	9.6	10.7	11.3	9.7	11.2	62.1
13	BEAUFORT LIVIEN	Uzes	2010	8.2	10.2	11.2	10.6	10.7	10.4	61.3
14	SBIRCEA ANDREI	Castelnau le lez	2001	9.6	6.6	10.8	10.2	12.1	11.8	61.1
15	BENOIT MATHIEU	Uzes	2006	9.7	9.7	9.8	10.7	10.8	10.3	61.0
16	VANMARCKE MARYAN	Reze	2000	8.2	10.2	9.2	10.4	10.6	10.8	59.4
17	AMOUROUX TEDDY	Gradignan Gymnix	1995	6.9	9.1	10.4	8.8	11.0	11.1	57.3
18	MACAES OCTAVE	Uzes	2008	9.1	9.0	10.3	10.1	10.4	8.2	57.1
19	BROYARD CLEMENT	Uzes	2007	8.2	8.0	8.7	10.9	10.2	10.8	56.8
20	KESKES AYOUB	Castelnau le lez	2012	10.4	7.8	7.5	10.8	9.8	8.9	55.2
21	ORMAZABAL BORIS	Gradignan Gymnix	1999	6.4	4.4	9.9	10.0	10.5	10.3	51.5
22	DUCCROS LUCAS	UFOLEP 47	2011	8.6	4.8	8.9	9.5	8.4	7.9	48.1
23	LAPLACE NATHANIEL	UFOLEP 47	2011	6.5	7.2	6.0	9.2	9.2	9.7	47.8
24	RIBEYRE LÉO	Uzes	2009	0.0	6.6	7.3	8.8	8.8	9.0	40.5
25	PETIT JULES	Gradignan Gymnix	2004	0.0	0.0	0.0	0.0	0.0	0.0	0.0
	CACHIA AXEL	Castelnau le lez	2006	0.0	0.0	0.0	0.0	0.0	0.0	0.0
	DELPORTE KIMI	Castelnau le lez	2006	0.0	0.0	0.0	0.0	0.0	0.0	0.0
	LELOUP PAUL	Castelnau le lez	1996	0.0	0.0	0.0	0.0	0.0	0.0	0.0
	LEMEE SACHA	UFOLEP 47	2011	0.0	0.0	0.0	0.0	0.0	0.0	0.0
	ROCHERIOUX GIOVANNI	Reze	2006	0.0	0.0	0.0	0.0	0.0	0.0	0.0









## 18. MASCULIN NIVEAU4 11 + . SA\_DA (individuels)

### 18.1. Résultats par équipes





	Equipe	Club							Total
1	Muret	31--Le Ralliement	36.0	37.4	35.8	31.7	38.0	31.9	210.8
2	UFOLEP 44	44--AGPV - Amicale Gymnique la Paquelais Vigneux-de -Bretagne	36.6	34.3	36.8	32.9	38.3	29.7	208.6
3	Tonneins	47--Gym pour tous sj tonneins	36.8	32.8	35.9	33.0	36.2	27.1	201.8
4	UFOLEP 63	63--Clermont st- jacques gymnastique	36.9	31.3	34.8	32.7	33.6	25.6	194.9
5	Esvres	37--Gymnastique Sportive Esvres	33.6	31.3	29.4	32.5	35.5	28.1	190.4

### 18.2. Résultats individuels





	Gymnaste	Equipe	Anne e							Total
1	BORDES MAXENCE	Muret	2009	10.6	12.8	12.8	10.3	12.5	11.7	70.7
2	JOLIVET OIHAN	UFOLEP 63	2005	12.0	11.7	12.3	11.0	12.7	9.2	68.9
3	GALIANA MARVIN	Muret	2009	12.7	12.4	11.2	10.0	12.6	9.7	68.6
4	LE MOING NATHAN	UFOLEP 44	2005	12.3	10.1	10.6	10.9	13.0	11.5	68.4
5	DALLA CIA ROMAIN	Tonneins	2006	11.9	11.0	12.1	11.5	11.7	9.2	67.4
	LERAY ANTONY	Tonneins	1984	12.7	10.4	12.3	10.8	12.4	8.8	67.4
7	JOURDAIN-JACQUIN KELYAN	Esvres	2006	10.6	12.0	10.4	9.8	12.9	11.6	67.3
8	ALEGRE CLEMENT	Muret	2006	10.9	12.2	11.8	10.2	12.9	9.0	67.0
	MOUCHEL DYLAN	Tonneins	1996	12.2	11.4	11.5	10.7	12.1	9.1	67.0
10	AMON NOLANN	UFOLEP 63	2006	12.6	9.3	11.7	11.6	12.1	8.7	66.0
11	REDOR SIMON	UFOLEP 44	2003	11.8	7.9	12.5	10.8	12.6	9.5	65.1
12	PERROUIN HOEL	UFOLEP 44	2003	10.0	10.5	11.7	10.4	12.4	8.7	63.7
13	HUSSON NOE	Esvres	2006	10.8	10.0	8.1	11.5	12.0	10.8	63.2
14	AUBERT THOMAS	UFOLEP 63	1986	12.3	10.3	10.8	10.1	8.8	7.7	60.0
15	SAUNIER BAPTISTE	UFOLEP 44	1995	10.9	11.0	12.5	10.6	12.7	0.0	57.7
16	AFONSO MARCOS	Esvres	2007	11.6	8.6	9.9	10.7	10.5	5.0	56.3
17	RICHE SAM	Esvres	2004	11.2	9.3	8.1	10.3	10.4	5.7	55.0
18	DANE-GUIDAL TUAN	Esvres	2006	6.1	7.7	9.1	10.3	10.6	5.7	49.5
19	BOURGET ANTHONY	UFOLEP 44	1997	12.5	4.6	10.1	11.2	5.8	5.2	49.4
20	GUARDIOLA LAVERGNE LEO	Tonneins	2009	10.3	5.3	2.9	9.7	7.5	6.9	42.6
21	VOLPE TITOUAN	UFOLEP 63	2002	10.0	6.8	8.7	9.5	0.0	7.5	42.5
22	SIMONIS MAXIME	Muret	2007	12.4	8.0	0.0	11.2	0.0	10.5	42.1
23	GRONDIN NICKY	UFOLEP 44	1994	0.0	12.8	11.8	0.0	0.0	0.0	24.6
24		Muret	0	0.0	0.0	0.0	0.0	0.0	0.0	0.0
		Muret	0	0.0	0.0	0.0	0.0	0.0	0.0	0.0
	DAHMANE-BOUNOUA YANIS	UFOLEP 63	2004	0.0	0.0	0.0	0.0	0.0	0.0	0.0
	RAMAHANDRIARIVELO CYRIL	UFOLEP 63	1987	0.0	0.0	0.0	0.0	0.0	0.0	0.0
	GOBIN BAPTISTE	Esvres	2008	0.0	0.0	0.0	0.0	0.0	0.0	0.0
	DALL'AVA REMI	Tonneins	1986	0.0	0.0	0.0	0.0	0.0	0.0	0.0
		Tonneins	0	0.0	0.0	0.0	0.0	0.0	0.0	0.0

## 19. FEMININ NIVEAU2 11 + . SA\_DA (individuels)

### 19.1. Résultats par équipes

	Equipe	Club					Total
1	Perpignan	66--Uscm	36.7	38.2	37.0	40.0	151.9
2	Muret	31--Le Ralliement	38.0	37.5	36.6	39.7	151.8
3	Castelnau le lez	34--GSL34.com - Castelnau le Lez	36.1	36.9	35.3	38.9	147.2
4	Lormont	33--Club gymnique lormontais	34.7	33.5	35.2	39.2	142.6
5	Villeneuve sur Lot	47--Cercle gymnique villeneuvois	33.2	31.8	32.6	34.9	132.5

### 19.2. Résultats individuels

	Gymnaste	Equipe	Annee					Total
1	FEULLERAT CLARA	Muret	2006	12.6	12.3	13.3	13.1	51.3
2	DOMINGUEZ BERRIE KELLY	Lormont	2001	12.3	13.5	11.8	13.0	50.6
3	LECONTE MAËLIS	Castelnau le lez	1999	12.3	12.4	11.8	13.4	49.9
4	FERNANDEZ GABRIELLE	Perpignan	2011	12.3	11.4	12.1	13.5	49.3
5	MOREELS LOUNA	Perpignan	2007	11.9	12.6	11.1	13.3	48.9
6	JOLIVET MARIE	Muret	2001	12.7	12.0	11.8	12.3	48.8
	PERROUX OLIVIA	Castelnau le lez	2008	12.2	12.0	11.7	12.9	48.8
8	CLAVE MANON	Villeneuve sur Lot	2000	12.1	11.6	10.7	12.8	47.2
9	MOREL EMMANUELLE	Muret	1992	11.1	10.9	11.5	13.2	46.7
10	GAZANO ROMANE	Muret	2006	11.8	11.2	11.0	12.2	46.2
11	NGUEMA AGNANDI LORY- ANNE	Lormont	2007	11.1	10.7	11.7	12.6	46.1
12	ASLIKH AMEL	Lormont	2008	11.3	9.3	11.7	13.6	45.9
13	VENDITTELLI SARA	Perpignan	2006	12.3	11.9	9.2	12.4	45.8
14	FERNANDEZ LAURA	Muret	2006	12.7	13.2	6.4	13.4	45.7
15	HAMMA MAYSSAN	Castelnau le lez	2002	10.4	12.5	9.9	12.5	45.3
16	PERRIN ELENA	Perpignan	2008	12.1	8.9	11.4	12.2	44.6
17	BLOT ANAÏS	Castelnau le lez	2003	10.7	10.9	11.8	10.3	43.7
18	AVRIL ORANE	Villeneuve sur Lot	2003	10.3	10.4	11.2	10.6	42.5
19	DE SOUSA REBECCA	Villeneuve sur Lot	2003	10.7	9.8	10.4	11.5	42.4
20	COULAMY FIDJI	Perpignan	2001	0.0	13.7	13.5	13.2	40.4
21	GOUEDARD CLARA	Castelnau le lez	2005	11.6	0.0	10.3	12.6	34.5
22	MEYNARD CLEMENTINE	Villeneuve sur Lot	2006	10.4	8.4	10.7	0.0	29.5
23	PELIGRY LILI FLEUR	Castelnau le lez	2005	0.0	9.0	0.0	11.7	20.7
24		Perpignan	0	0.0	0.0	0.0	0.0	0.0
	NABARRETTE LEA	Villeneuve sur Lot	1998	0.0	0.0	0.0	0.0	0.0
		Villeneuve sur Lot	0	0.0	0.0	0.0	0.0	0.0
	DOS SANTOS PALOMA	Lormont	2008	0.0	0.0	0.0	0.0	0.0
	RIZZETTO MELISSA	Lormont	2004	0.0	0.0	0.0	0.0	0.0
		Lormont	0	0.0	0.0	0.0	0.0	0.0
	CANAC CHARLOTTE	Muret	2007	0.0	0.0	0.0	0.0	0.0

## 20. MASCULIN NIVEAU2 11 + . SA\_DA (individuels)

### 20.1. Résultats par équipes

	Equipe	Club							Total
1	Muret	31--Le Ralliement	41.3	34.2	36.8	37.3	37.3	33.7	220.6
2	Cournon	63--Cournon d'Auvergne Gym	37.8	21.4	34.9	34.0	35.2	31.8	195.1
3	Lormont	33--Club gymnique lormontais	37.7	28.5	36.4	35.3	35.2	21.9	195.0

### 20.2. Résultats individuels







	Gymnaste	Equipe	Anne e							Total
1	LULKA JEAN	Muret	1989	14.0	11.5	12.1	12.8	13.6	12.5	76.5
2	SCHMUTZ LYRIANN	Lormont	2002	13.8	7.7	13.6	13.2	11.9	11.4	71.6
3	SOGLIA ENZO	Muret	2002	13.5	10.6	11.5	11.4	11.0	9.9	67.9
4	LACARRIERE EVAN	Cournon	2002	11.9	10.2	12.3	11.6	11.2	10.4	67.6
5	GRECK ADRIEN	Cournon	2000	13.4	8.8	10.1	11.2	12.9	10.6	67.0
6	MONTOVERT MICKAEL	Lormont	1987	11.1	13.0	12.2	11.0	13.2	6.2	66.7
7	RIVALLAND QUENTIN	Muret	1998	10.5	9.1	12.2	11.7	11.4	10.3	65.2
8	GALIANA MATHIS	Muret	2002	13.8	5.1	12.5	12.6	11.2	7.8	63.0
9	PUPIN MAXIME	Cournon	2001	12.5	2.4	12.5	11.2	11.1	10.8	60.5
10	SARIE LUCAS	Muret	1989	0.0	12.1	0.0	11.9	12.3	10.9	47.2
11	BESANCON MARC	Lormont	2004	12.8	7.8	8.4	11.1	0.0	4.3	44.4
12	LARCHER REMI	Muret	2003	0.0	6.3	0.0	11.1	10.7	0.0	28.1
13	DELUCE MAXIME	Lormont	1990	0.0	0.0	10.6	0.0	10.1	0.0	20.7
14	TOSCA ADRIEN *	Muret 1 (indiv) (indiv)	1997	0.0	8.8	0.0	0.0	9.4	0.0	18.2
15		Lormont	0	0.0	0.0	0.0	0.0	0.0	0.0	0.0
		Lormont	0	0.0	0.0	0.0	0.0	0.0	0.0	0.0
	DUBIEN ARNAUD	Cournon	1997	0.0	0.0	0.0	0.0	0.0	0.0	0.0
	LACARRIERE SILVER	Cournon	2005	0.0	0.0	0.0	0.0	0.0	0.0	0.0
		Cournon	0	0.0	0.0	0.0	0.0	0.0	0.0	0.0

## 21. MASCULIN NIVEAU4 11 + . SA\_DA (D) (individuels)

### 21.1. Résultats par équipes





Equipe	Club							Total
--------	------	---	---	--	---	---	---	-------

### 21.2. Résultats individuels





	Gymnaste	Equipe	Anne e							Total
1	LE MOING NATHAN *	Reze 1 (indiv) (indiv)	2005	0.0	0.0	0.0	0.0	13.0	0.0	13.0
2	DEPONT BERTRAND *	Tours GC 1 (indiv) (indiv)	1986	0.0	0.0	0.0	0.0	12.9	0.0	12.9
3	BORDES MAXENCE *	Muret 1 (indiv) (indiv)	2009	0.0	0.0	0.0	0.0	12.8	0.0	12.8
4	AMON NOLANN *	VOLVIC	2006	0.0	0.0	0.0	0.0	12.6	0.0	12.6
5	2 *	VOLVIC	0	0.0	0.0	0.0	0.0	0.0	0.0	0.0
	3 *	VOLVIC	0	0.0	0.0	0.0	0.0	0.0	0.0	0.0
	4 *	VOLVIC	0	0.0	0.0	0.0	0.0	0.0	0.0	0.0
	5 *	VOLVIC	0	0.0	0.0	0.0	0.0	0.0	0.0	0.0
	6 *	VOLVIC	0	0.0	0.0	0.0	0.0	0.0	0.0	0.0

## 22. FEMININ NIVEAU2 11-18 ans . SA\_DA (individuels)

### 22.1. Résultats par équipes







	Equipe	Club					Total
1	Perpignan	66--Uscm	33.4	28.7	35.6	37.2	134.9

### 22.2. Résultats individuels







	Gymnaste	Equipe	Annee					Total
1	BOUYSSOU ANA *	Fumel 1 (indiv) (indiv)	2008	11.3	11.2	11.3	12.6	46.4
2	MONASSIER MARIE	Perpignan	2008	11.2	9.3	12.1	13.4	46.0
3	ROIHAU LUANA	Perpignan	2011	11.3	10.1	12.5	11.7	45.6
4	PARIENTE LENA *	Bazas 1 (indiv) (indiv)	2006	11.6	9.5	11.0	12.6	44.7
5	CAMBASSEDES LILY	Perpignan	2010	10.4	9.3	11.0	11.7	42.4
6	FAIDI MELLLYNA	Perpignan	2009	10.9	7.6	0.0	12.1	30.6
7		Perpignan	0	0.0	0.0	0.0	0.0	0.0
		Perpignan	0	0.0	0.0	0.0	0.0	0.0

## 23. MASCULIN NIVEAU1 11 + . SA\_DA (individuels)

### 23.1. Résultats par équipes







	Equipe	Club							Total
1	Castelnau le lez	34--GSL34.com - Castelnau le Lez	35.3	30.2	38.9	36.4	26.3	25.5	192.6

### 23.2. Résultats individuels







	Gymnaste	Equipe	Anne e							Total
1	BERTRAND NICOLAS	Castelnau le lez	2003	12.4	12.0	13.5	12.0	10.5	9.0	69.4
2	MARQUES OSCAR	Castelnau le lez	2002	12.2	10.8	13.2	12.9	10.7	7.3	67.1
3	PRADIER VINCENT	Castelnau le lez	1999	10.7	7.4	12.2	11.5	5.1	9.2	56.1
4	FLORUS LOUIS	Castelnau le lez	2001	0.0	0.0	0.0	0.0	0.0	0.0	0.0
		Castelnau le lez	0	0.0	0.0	0.0	0.0	0.0	0.0	0.0
		Castelnau le lez	0	0.0	0.0	0.0	0.0	0.0	0.0	0.0

## 24. MASCULIN NIVEAU3 11-18 ans . SA\_DA (individuels)

### 24.1. Résultats par équipes





	Equipe	Club							Total
1	Castelnau le lez	34--GSL34.com - Castelnau le Lez	33.5	30.2	34.0	33.6	34.8	26.2	192.3

### 24.2. Résultats individuels





	Gymnaste	Equipe	Anne e							Total
1	MINELLA JULES	Castelnau le lez	2007	13.5	10.2	11.2	11.2	10.8	10.0	66.9
2	REMI JULES	Castelnau le lez	2010	10.8	11.4	12.6	11.6	11.1	6.9	64.4
3	BABY SACHA	Castelnau le lez	2005	9.2	8.6	10.2	10.8	12.9	9.3	61.0
4		Castelnau le lez	0	0.0	0.0	0.0	0.0	0.0	0.0	0.0
		Castelnau le lez	0	0.0	0.0	0.0	0.0	0.0	0.0	0.0
		Castelnau le lez	0	0.0	0.0	0.0	0.0	0.0	0.0	0.0

## 25. FEMININ NIVEAU3 7-14 ans . SA\_DA (individuels)

### 25.1. Résultats par équipes

	Equipe	Club					Total
1	Fumel	47--A s gym fumel	34.4	35.8	37.2	36.9	144.3

### 25.2. Résultats individuels

	Gymnaste	Equipe	Annee					Total
1	BOGACKI LAURA	Fumel	2011	12.3	12.8	13.2	12.5	50.8
2	OVART LEANE	Fumel	2011	11.0	11.3	12.3	12.5	47.1
3	ELOUADIDI SHANICE	Fumel	2011	11.1	11.7	11.7	11.9	46.4
4	CHARDON CHARLOTTE	Fumel	2013	11.0	10.7	10.5	11.6	43.8
5		Fumel	0	0.0	0.0	0.0	0.0	0.0
		Fumel	0	0.0	0.0	0.0	0.0	0.0









## 26. MASCULIN NIVEAU4 11-16 ans . SA\_DA (C) (individuels)

### 26.1. Résultats par équipes

	Equipe	Club							Total
--	--------	------	---	---	--	---	---	---	-------

### 26.2. Résultats individuels







	Gymnaste	Equipe	Anne e							Total
1	POLI NINO *	Cabestany 1 (indiv) (indiv)	2008	12.7	0.0	0.0	0.0	0.0	0.0	12.7
2	SANCHEZ GABIN *	Mazamet 1 (indiv) (indiv)	2007	11.9	0.0	0.0	0.0	0.0	0.0	11.9
	GOERGY JOWAN *	CHATEAUROUX	2009	11.9	0.0	0.0	0.0	0.0	0.0	11.9
4	2 *	CHATEAUROUX	0	0.0	0.0	0.0	0.0	0.0	0.0	0.0
	3 *	CHATEAUROUX	0	0.0	0.0	0.0	0.0	0.0	0.0	0.0
	4 *	CHATEAUROUX	0	0.0	0.0	0.0	0.0	0.0	0.0	0.0
	5 *	CHATEAUROUX	0	0.0	0.0	0.0	0.0	0.0	0.0	0.0
	6 *	CHATEAUROUX	0	0.0	0.0	0.0	0.0	0.0	0.0	0.0

## 27. MASCULIN NIVEAU2 11 + . SA\_DA (C) (individuels)

### 27.1. Résultats par équipes

Equipe	Club							Total
--------	------	---	---	--	---	---	---	-------

### 27.2. Résultats individuels







	Gymnaste	Equipe	Anne e							Total
1	MONTOVERT MICKAEL *	LORMONT	1987	0.0	0.0	12.7	0.0	0.0	0.0	12.7
2	PENEAU CLEMENTIN *	Cabestany 1 (indiv) (indiv)	2006	0.0	0.0	10.9	0.0	0.0	0.0	10.9
3	DELUS MAXIME *	LORMONT	1990	0.0	0.0	0.0	0.0	0.0	0.0	0.0
	3 *	LORMONT	0	0.0	0.0	0.0	0.0	0.0	0.0	0.0
	4 *	LORMONT	0	0.0	0.0	0.0	0.0	0.0	0.0	0.0
	5 *	LORMONT	0	0.0	0.0	0.0	0.0	0.0	0.0	0.0
	6 *	LORMONT	0	0.0	0.0	0.0	0.0	0.0	0.0	0.0
	DUBIEN ARNAUD *	COURNON	1997	0.0	0.0	0.0	0.0	0.0	0.0	0.0
	2 *	COURNON	0	0.0	0.0	0.0	0.0	0.0	0.0	0.0
	3 *	COURNON	0	0.0	0.0	0.0	0.0	0.0	0.0	0.0
	4 *	COURNON	0	0.0	0.0	0.0	0.0	0.0	0.0	0.0
	5 *	COURNON	0	0.0	0.0	0.0	0.0	0.0	0.0	0.0
	6 *	COURNON	0	0.0	0.0	0.0	0.0	0.0	0.0	0.0

## 28. MASCULIN NIVEAU2 11 + . SA\_DA (D) (individuels)

### 28.1. Résultats par équipes

Equipe	Club							Total
--------	------	---	---	--	---	---	---	-------

### 28.2. Résultats individuels







	Gymnaste	Equipe	Anne e							Total
1	BONAL SYLVAIN *	La cantalienne 1 (indiv) (indiv)	2004	0.0	0.0	0.0	13.3	0.0	0.0	13.3
2	SCHUMTZ LYRIANN *	LORMONT	2002	0.0	0.0	0.0	13.2	0.0	0.0	13.2
3	MERCADER YANN *	Cabestany 1 (indiv) (indiv)	2004	0.0	0.0	0.0	12.6	0.0	0.0	12.6
4	BESANCON MARC *	LORMONT	2004	0.0	0.0	0.0	11.0	0.0	0.0	11.0
5	3 *	LORMONT	0	0.0	0.0	0.0	0.0	0.0	0.0	0.0
	4 *	LORMONT	0	0.0	0.0	0.0	0.0	0.0	0.0	0.0
	5 *	LORMONT	0	0.0	0.0	0.0	0.0	0.0	0.0	0.0
	6 *	LORMONT	0	0.0	0.0	0.0	0.0	0.0	0.0	0.0

## 29. MASCULIN NIVEAU4 11 + . SA\_DA (C) (individuels)

### 29.1. Résultats par équipes

	Equipe	Club							Total
--	--------	------	---	---	--	---	---	---	-------

### 29.2. Résultats individuels







	Gymnaste	Equipe	Anne e							Total
1	GALIANA MARVIN *	Muret 1 (indiv) (indiv)	2009	12.9	0.0	0.0	0.0	0.0	0.0	12.9
2	SIMONIS MAXIME *	Muret 2 (indiv) (indiv)	2007	12.6	0.0	0.0	0.0	0.0	0.0	12.6
3	BOURGET ANTHONY *	Vigneux de bretagne 1 (indiv) (indiv)	1997	12.3	0.0	0.0	0.0	0.0	0.0	12.3

## 30. MASCULIN NIVEAU4 11-16 ans . SA\_DA (D) (individuels)

### 30.1. Résultats par équipes

	Equipe	Club							Total
--	--------	------	---	---	--	---	---	---	-------

### 30.2. Résultats individuels







	Gymnaste	Equipe	Anne e							Total
1	MARCHE LILIAN *	CHATEAUROUX	2008	0.0	0.0	0.0	0.0	13.7	0.0	13.7
2	CAMPARIOL ANAEL *	Muret 1 (indiv) (indiv)	2010	0.0	0.0	0.0	0.0	12.4	0.0	12.4
3	2 *	CHATEAUROUX	0	0.0	0.0	0.0	0.0	0.0	0.0	0.0
	3 *	CHATEAUROUX	0	0.0	0.0	0.0	0.0	0.0	0.0	0.0
	4 *	CHATEAUROUX	0	0.0	0.0	0.0	0.0	0.0	0.0	0.0
	5 *	CHATEAUROUX	0	0.0	0.0	0.0	0.0	0.0	0.0	0.0
	6 *	CHATEAUROUX	0	0.0	0.0	0.0	0.0	0.0	0.0	0.0

## 31. MASCULIN NIVEAU3 11-18 ans . SA\_DA (C) (individuels)

### 31.1. Résultats par équipes

	Equipe	Club							Total
--	--------	------	---	---	--	---	---	---	-------

### 31.2. Résultats individuels







	Gymnaste	Equipe	Anne e							Total
1	RAMASY--CLÉMENT SLOAN *	Cabestany 1 (indiv) (indiv)	2008	0.0	10.1	0.0	0.0	0.0	0.0	10.1

## 32. MASCULIN NIVEAU3 11-18 ans . SA\_DA (D) (individuels)

### 32.1. Résultats par équipes

	Equipe	Club							Total
--	--------	------	---	---	--	---	---	---	-------

### 32.2. Résultats individuels







	Gymnaste	Equipe	Anne e							Total
1	SEMAIL RAVEL YOUNES *	Cabestany 1 (indiv) (indiv)	2007	0.0	0.0	0.0	0.0	0.0	11.6	11.6

### 33. MASCULIN NIVEAU3 11 + . SA\_DA (D) (individuels)

#### 33.1. Résultats par équipes

Equipe	Club							Total
--------	------	---	---	--	---	---	---	-------

#### 33.2. Résultats individuels

	Gymnaste	Equipe	Anne e							Total
1	GALLEA FAUSTIN *	COURNON	1998	0.0	0.0	0.0	0.0	0.0	12.8	12.8
2	MAILLARD-JARNOUX ELOUAN *	Vigneux de bretagne 1 (indiv) (indiv)	2003	0.0	0.0	0.0	0.0	0.0	12.4	12.4
3	GEORGET KILIAN *	Thiers 1 (indiv) (indiv)	2004	0.0	0.0	0.0	0.0	0.0	12.1	12.1
4	2 *	COURNON	0	0.0	0.0	0.0	0.0	0.0	0.0	0.0
	3 *	COURNON	0	0.0	0.0	0.0	0.0	0.0	0.0	0.0
	4 *	COURNON	0	0.0	0.0	0.0	0.0	0.0	0.0	0.0
	5 *	COURNON	0	0.0	0.0	0.0	0.0	0.0	0.0	0.0
	6 *	COURNON	0	0.0	0.0	0.0	0.0	0.0	0.0	0.0